

Regional Democracy in the EU

REGION PROFILES I: WESTERN EUROPE

Sarah Meyer
Arjan H. Schakel
Paul Kindermann
Mario Wolf
Alexander Verdoes

137.8 bn

3.8 bn

4.0 bn

9.3 bn

3.3 bn

United Left

Greens

europeanregionaldemocracy.eu



**European
Regional
Democracy
Map**



This publication has been produced in the framework of the research project REGIOPARL | Regional Parliaments Lab at the University for Continuing Education KREMS in cooperation with Forum Morgen and together with the Centre on Regional Democratic Governance at the University of Bergen as part of their cooperation on the European Regional Democracy Map (ERDM).



Publication title

Regional Democracy in the EU. Region Profiles I: Western Europe.

Authors

Sarah Meyer, Arjan H. Schakel, Paul Kindermann, Mario Wolf, and Alexander Verdoes

Contact

info@regioparl.com

www.europeanregionaldemocracy.eu

Department for European Policy and the Study of Democracy

University for Continuing Education KREMS

Dr.-Karl-Dorrek-Straße 30

3500 KREMS

Cover design, illustration, layout, and typesetting: Ines Weber and Cati Krüger, based on the webdesign of the European Regional Democracy Map (ERDM).

The ERDM was developed in cooperation with GOLDLAND MEDIA GmbH.

© Sarah Meyer, Arjan H. Schakel, Paul Kindermann, Mario Wolf, and Alexander Verdoes

January 2023

Contents

| | |
|--|-----------|
| Preface | 7 |
| Introduction | 9 |
| Definition of indicators on region profiles..... | 13 |
| Country & region profiles | 17 |
| ERDM team | 173 |
| Appendix: List of party names by country | 175 |
| Austria | 19 |
| Burgenland | 20 |
| Carinthia | 21 |
| Lower Austria | 22 |
| Salzburg | 23 |
| Styria | 24 |
| Tyrol | 25 |
| Upper Austria | 26 |
| Vienna | 27 |
| Vorarlberg | 28 |
| Belgium | 29 |
| Brussels | 30 |
| Flemish Region | 31 |
| German-speaking Community | 32 |
| Wallonia | 33 |
| Denmark | 35 |
| Capital Region of Denmark | 36 |
| Central Denmark Region | 37 |
| Faroe Islands | 38 |
| Greenland | 39 |
| North Jutland Region | 40 |
| Region of Southern Denmark | 41 |
| Region Zealand | 42 |
| Finland | 43 |
| Åland Islands | 44 |
| France | 45 |
| Auvergne-Rhône-Alpes | 46 |
| Bourgogne-Franche-Comté | 47 |
| Brittany | 48 |
| Centre-Val de Loire | 49 |
| Corsica | 50 |
| Grand Est | 51 |
| Hauts-de-France | 52 |
| Île-de-France | 53 |
| Normandy | 54 |
| Nouvelle-Aquitaine | 55 |
| Occitanie | 56 |
| Pays de la Loire | 57 |
| Provence-Alpes-Côte d'Azur | 58 |
| Germany | 59 |
| Baden-Württemberg | 60 |
| Bavaria | 61 |
| Berlin | 62 |
| Brandenburg | 63 |
| Bremen | 64 |
| Hamburg | 65 |
| Hesse | 66 |
| Lower Saxony | 67 |
| Mecklenburg-Vorpommern | 68 |
| North Rhine-Westphalia | 69 |
| Rhineland-Palatinate | 70 |

| | | | |
|-----------------------------------|-----------|--------------------------|------------|
| Saarland | 71 | Sardinia | 106 |
| Saxony | 72 | Sicily | 107 |
| Saxony-Anhalt | 73 | South Tyrol | 108 |
| Schleswig-Holstein | 74 | Trentino | 109 |
| Thuringia | 75 | Tuscany | 110 |
| | | Umbria | 111 |
| | | Veneto | 112 |
| Greece | 77 | | |
| Attica | 78 | Netherlands | 113 |
| Central Greece | 79 | Drenthe | 114 |
| Central Macedonia | 80 | Flevoland | 115 |
| Crete | 81 | Friesland | 116 |
| Eastern Macedonia and Thrace | 82 | Gelderland | 117 |
| Epirus | 83 | Groningen | 118 |
| Ionian Islands | 84 | Limburg | 119 |
| North Aegean | 85 | North Brabant | 120 |
| Peloponnese | 86 | North Holland | 121 |
| South Aegean | 87 | Overijssel | 122 |
| Thessaly | 88 | South Holland | 123 |
| Western Greece | 89 | Utrecht | 124 |
| Western Macedonia | 90 | Zeeland | 125 |
| | | | |
| Italy | 91 | Portugal | 127 |
| Abruzzo | 92 | Azores | 128 |
| Aosta Valley | 93 | Madeira | 129 |
| Apulia | 94 | | |
| Basilicata | 95 | Spain | 131 |
| Calabria | 96 | Andalusia | 132 |
| Campania | 97 | Aragon | 133 |
| Emilia-Romagna | 98 | Asturias | 134 |
| Friuli Venezia Giulia | 99 | Balearic Islands | 135 |
| Lazio | 100 | Basque Country | 136 |
| Liguria | 101 | Canary Islands | 137 |
| Lombardy | 102 | Cantabria | 138 |
| Marche | 103 | Castile and León | 139 |
| Molise | 104 | Castilla–La Mancha | 140 |
| Piedmont | 105 | | |

| | | | |
|---------------------------|------------|-----------------------|-----|
| Catalonia | 141 | Jämtland | 157 |
| Ceuta | 142 | Jönköping | 158 |
| Community of Madrid | 143 | Kalmar | 159 |
| Extremadura | 144 | Kronoberg | 160 |
| Galicia | 145 | Norrboten | 161 |
| La Rioja | 146 | Orebro | 162 |
| Melilla | 147 | Ostergötland | 163 |
| Navarre | 148 | Skåne | 164 |
| Region of Murcia | 149 | Sodermanland | 165 |
| Valencian Community | 150 | Stockholm | 166 |
| Sweden | 151 | Uppsala | 167 |
| Blekinge County | 152 | Värmland | 168 |
| Dalarna | 153 | Västerbotten | 169 |
| Gävleborg | 154 | Västernorrland | 170 |
| Gotland | 155 | Västmanland | 171 |
| Halland | 156 | Västra Götaland | 172 |

Preface

This publication is based on information available at the European Regional Democracy Map (ERDM), a novel digital platform and data hub that provides information on European regional democracy and regional involvement in EU affairs. The ERDM is a cooperation between REGIOPARL (Regional Parliaments Lab) at the University for Continuing Education Krems and the Centre on Regional Democratic Governance (CREDGOV) at the University of Bergen.

When the REGIOPARL team started its research on regional parliaments in the EU multi-level context, we were somewhat surprised that there are still significant gaps in access to reliable and comprehensive data on regional political institutions in Europe – despite an increasing research focus on the impact of European integration on regional structures of government in recent years.

For our own research on regional parliaments' involvement in EU policy making, we were looking for such an overview of basic structures of regional democracy in Europe – and comparative data on voter turnout or regional election results. This is when we got in contact with Arjan H. Schakel and his research project on “Strengthening Regional Democracy”, carried out at the University of Bergen. Joining forces with Arjan and his team, we developed the idea of the ERDM to fill the information gap on European regional democracy by providing comparative data in an easily accessible way and visualize the constitutional diversity of regional democracy. The ERDM incorporates information and data on the full range of legislative and governmental institutions at regional level and across the EU as well as a range of indicators of regional involvement in EU affairs.

Following the ERDM's first release in autumn 2022, we decided to complement the interactive online map with a more traditional dissemination format. This publication features a collection of all regional profiles for Western EU member states that were designed for the ERDM – and we look forward to publishing Part II on Central and Eastern EU member states soon.

Sarah Meyer, January 2023

Introduction

Since the end of World War II, we can observe a trend towards regionalization in Europe. Regions have acquired more competences and regional representatives are increasingly elected, instead of being appointed (Hooghe et al. 2010; Abels/Battke 2019); new regional tiers of government have been established in various European countries, such as in France in the 1980s. In parallel, European integration facilitated the emergence of a multilevel system of governing, with regional “actors increasingly involved in EU-affairs beyond and within member-states” (Schakel 2020: 768). Subsequent treaty changes multiplied the (potential) avenues for regions to engage in European politics via transnational networks, domestic arenas, or directly in Brussels (Hooghe/Marks 1996). Against this background, organizations such as the European Committee of the Regions (CoR) or the Council of Europe as well as regional level political representatives promote the normative promises of “regional democracy” in “the framework of the multi-tier governance which nowadays appears as the best way of reconciling democracy, efficiency and service to the population” (Council of Europe 2009: 5).

The general trend of regionalization notwithstanding, Europe’s regions are very diverse regarding their institutions, political authority, and their role in EU affairs. Especially the federal member states such as Germany or Belgium and the strongly devolved regions of Spain or Italy maintain a particular standing in the multilevel system (cf. Abels 2015). Comparative research has come a long way in capturing this diversity of regional governance. The Regional Authority Index (RAI), for example, is a sophisticated measure on the structure of regional government in 93 countries – the indicator provides annual scores for 1950-2018 in publicly available datasets (Hooghe et al. 2016; Shair-Rosenfield et al. 2021). The European Regional Democracy Map (ERDM) is also the outcome of a strong interest to systematically map and compare the diversity of regional democracy in Europe. We lack a central, accessible place where reliable data on the politics and institutions of regional democracy can be found. The ERDM addresses this gap by providing an innovative digital platform for a broad audience to explore, visualize, and access a wide range of regional level data. Complementing the interactive, digital platform, this handbook assembles condensed versions of region profiles providing information on the structures of regional democracy and of regions’ involvement in EU affairs for Western EU member states.

Based on data visualized on the ERDM, region profiles in this handbook provide readers with information on regional authority and executive government, regional parliaments and elections, and regional involvement in EU affairs. The data are taken from four data sets that originate from different research projects: the Regional Electoral Democracy (RED) datasets (Schakel/Verdoes, forthcoming), the Regional Authority Index 2018 (Hooghe et al. 2016; Shair-Rosenfield et al. 2021), data collection by REGIOPARL (2022), and the Domestic EU Policy Shaping Index (DEUPS) 2022 (based on Tatham 2011).

This handbook presents profiles for 138 regions in 12 EU-member states in Western and Southern Europe. These regions have independent executives and hold direct elections for a regional assembly. The ERDM features more details on regions with regional democracy in European countries that are not a member of the EU (e.g. Norway, Switzerland, and the UK) as well as for regions without regional democracy. Before the next section introduces the variables and indicators that feature in the region profiles, the remainder of this introduction will present brief definitions of the key terms and concepts used on the ERDM and in this publication.

While this handbook limits its focus to regions with regional democracy, the ERDM visualizes data for regions with and regions without separate, institutional structures of democratic governance. We refer to this basic variation between types of regions by distinguishing regions with from regions without regional democracy.

What is a region | On the ERDM, a region is defined as the subordinate unit of government below the national level with the highest degree of regional authority based on the Regional Authority Index.¹ Some (small) EU member states have no regional governments and are highly centralized (e.g. Estonia, Cyprus, or Luxemburg). In a couple of other EU member states, regions with regional democracy are present in only some parts of the countries; for example, Åland islands in Finland and Azores and Madeira in Portugal. This handbook only includes information on regions with regional democracy.

1 Government, here, only includes general purpose governments at the regional level and not task-specific ones such as the Finish 'counties' (hyvinvointialue).

What is regional democracy | Regions are defined to have regional democracy if they have directly elected (political) representatives that are involved in regional government. Regions not fulfilling this definition will not be considered in the country and region profiles displayed in this handbook. There are, however, not only huge differences between regions with and without regional democracy. Of those with regional democracy, some regions possess legislative competencies, i.e. they have a directly elected assembly with rule-making powers in their jurisdiction, which are constitutionally guaranteed. Within the European multilevel system of governance, these regions have a special role: they have the right to participate in the EU's Early Warning System (EWS) on subsidiarity control via which regions can participate directly in the European legislative process.

What are Regions without regional democracy | Regions that do not meet our definition of regional democracy can, however, have other forms of regional government. In this case, regional governments are usually appointed or assembled by other directly elected representatives from the lower (local) or higher (national) levels of government.

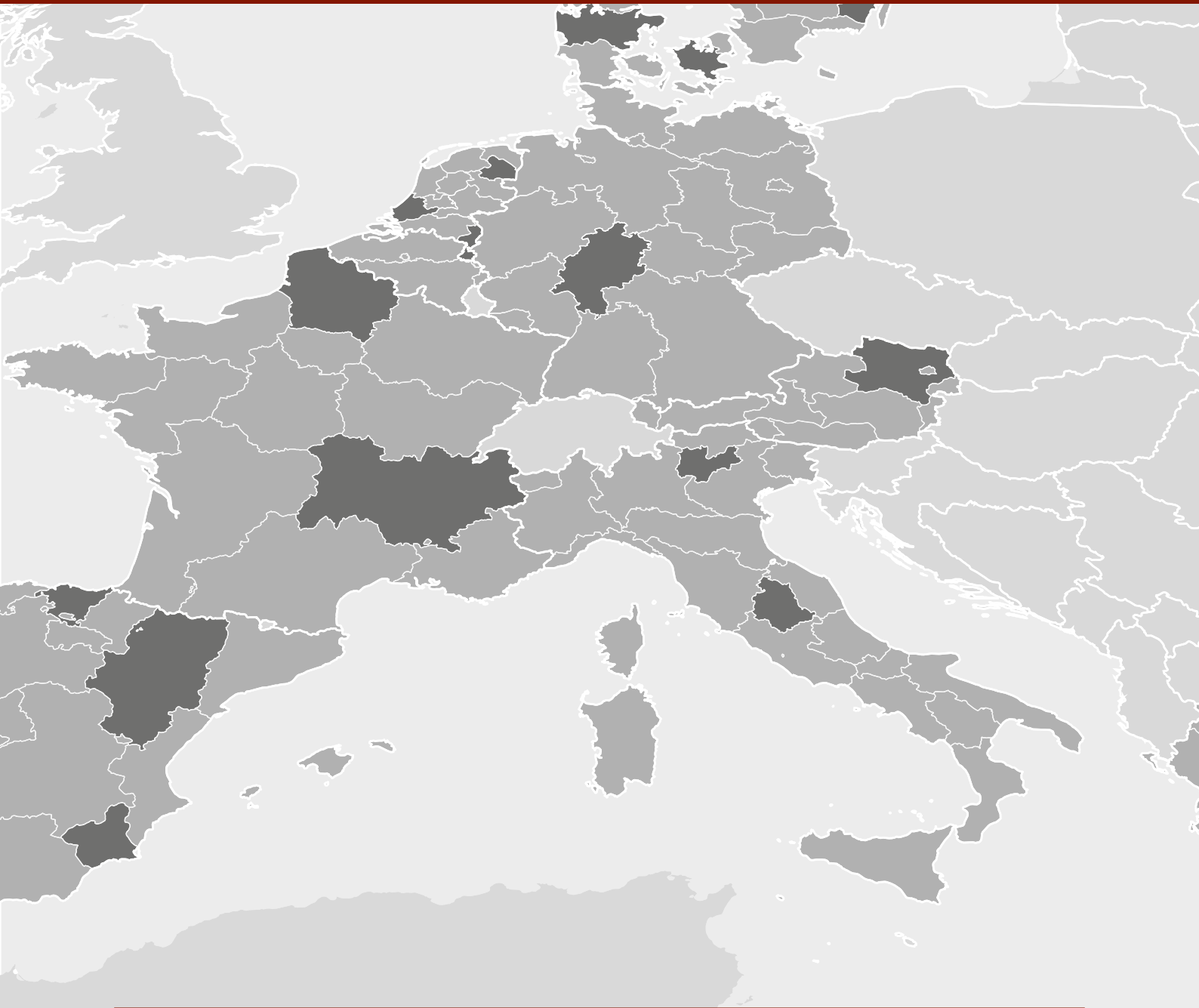
As this handbook illustrates, there is huge variation between regions on a number of variables, including electoral systems, the number of competing parties, or voter turnout, but also regarding their size, population, or economic power. A core objective of this publication is to map this regional diversity and to provide comparative information on regional democracy and regional involvement in EU policy-making.

Literature

- Abels, Gabriele 2015: Subnational parliaments as “latecomers” in the EU multi-level parliamentary system, in: Abels, Gabriele (ed.): Subnational parliaments in the EU multi-level parliamentary system: taking stock of the post-Lisbon era, Innsbruck: Studien-Verlag, pp. 23–61.
- Abels, Gabriele/Battke, Jan (eds.) 2019: Regional Governance in the EU, Cheltenham: Edgar Elgar.
- Council of Europe 2009: Council of Europe Reference Framework for Regional Democracy, Congress of Local and Regional Authorities of the Council of Europe, Strasbourg.
- Hooghe, Liesbet/Marks, Gary 1996: “Europe with the Regions”: Channels of Regional Representation in the European Union, in: *Publius* 26(1), pp. 73–91.
- Hooghe, Liesbet/Marks, Gary/Schakel, Arjan H. 2010: *The Rise of Regional Authority*, London: Routledge.
- Hooghe, Liesbet/Marks, Gary/Schakel, Arjan H./Chapman Osterkatz, Sandra/Niedzwiecki, Sara/Shair-Rosenfield, Sarah 2016: *Measuring Regional Authority*, Oxford: Oxford University Press.
- Schakel, Arjan H. 2020: Multi-level governance in a ‘Europe with the regions’, in: *The British Journal of Politics and International Relations* 22(4), pp. 767–775.
- Schakel, Arjan H. & Verdoes, Alexander. (forthcoming) Regional Electoral Democracy (RED) datasets.
- Shair-Rosenfield, Sarah/Schakel, Arjan H./Niedzwiecki, Sara/Marks, Gary/Hooghe Liesbet/ Chapman-Osterkatz, Sandra 2021: Language difference and regional authority, in: *Regional & Federal Studies* 31(1), pp. 73–97.
- Tatham, Michaël 2011: Devolution and EU policy-shaping: bridging the gap between multi-level governance and liberal intergovernmentalism, in: *European Political Science Review* 3, pp. 53–81.



Definition of indicators on region profiles



Lower Austria

Indicates the authority exercised by regional governments, measured along a total of ten dimensions covering self-rule and shared-rule. Total regional authority scores range from 0 to 30.

REGIONAL AUTHORITY

Regional Authority Index (RAI)



Self-rule is the sum of scores (0-18) on five sub-indicators showing the degree of authority exercised by the regional government over those who live in the region.

Self-rule sub-indicators: institutional depth, policy scope, fiscal autonomy, borrowing autonomy and representation.

Shared-rule is the sum of scores (0-12) on five sub-indicators showing the degree of authority exercised by regional government or its representatives in country as whole.

Shared-rule sub-indicators: law making, fiscal control, executive control, borrowing control, and constitutional reform.

REGIONAL GOVERNMENT

Form of government: **Parliamentary democracy**

Early dissolution of parliament: **Regional assembly**

Early termination of executive: **Special majority**

Appointment mode:

- ▶ head of executive: **Elected by regional assembly**
- ▶ other members of executive: **Consociationalism**

The basic form of the relationship between the regional parliament and regional executive, distinguishing between (1) parliamentary democracy (executive is dependent on the support of the regional parliament both for its formation and its survival), (2) presidential system (executive is independent from the regional parliament for its formation and its survival), (3) elected prime ministerial (executive is not appointed by the regional parliament, but it is dependent on the parliament for its survival), and (4) parliament independent government (executive is appointed by the regional parliament, but it can survive without the support from the parliament).

The possibility and mode in which a regional parliament can be dissolved before the end of its term, distinguishing between an early dissolution (1) not possible at all or dissolution (2) by the parliament itself, (3) by the regional executive, or (4) by both the parliament and the executive.

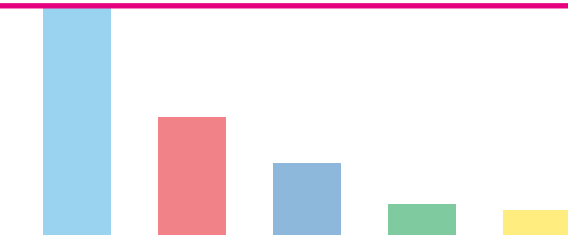
The mode in which the head of the executive of the regional government is selected, which can be by election in the regional assembly (1) together with or (2) separate from the election of other members of the executive, (3) direct election by citizens, (4) decision by members of the executive, or (5) appointment by the central government.

The possibility and mode in which the executive can be terminated by the regional parliament before the end of its term, distinguishing between an early termination (1) not possible for the regional parliament or termination by (2) simple majority, (3) special majority or (4) a constructive vote of no confidence.

Number of seats: 36
Electoral rule: **Proportional list**

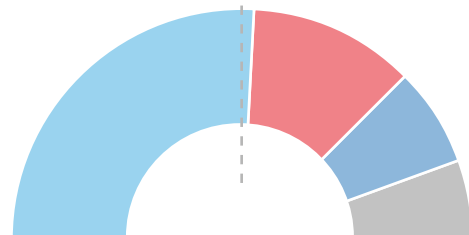
The mode in which the other members of the executive of the regional government are selected, which can be by (1) election in the regional assembly (1) together with or (2) separate from the election of the head of the executive, (3) proportional allocation by almost all parties according to their seat share (consociationalism), (4) direct election by citizens, or (5) appointment by head of executive with or without subject to approval of the regional parliament.

PARLIAMENT & ELECTIONS



| Party | EU political group | Share |
|-------|--------------------|--------|
| ÖVP | CD | 49.6 % |
| SPÖ | SD | 23.9 % |
| FPÖ | ID | 14.8 % |
| GRÜNE | Greens | 6.4 % |
| NEOS | L | 5.2 % |
| CPÖ | NA | 0.1 % |

Seat share governing parties



| Party | EU political group | Share |
|-------------------|--------------------|--------|
| GOVERNMENT | | |
| ÖVP | CD | 51.8 % |
| SPÖ | SD | 23.2 % |
| FPÖ | ID | 14.3 % |
| OPPOSITION | | |
| GRÜNE | Greens | 5.4 % |
| NEOS | L | 5.4 % |

Lower Austria

Niederösterreich

Regional population
(2019)
1.7 m

Regional GDP
(2019)
61.7 bn

Indicates whether a regional parliament has the formal right to participate in the EU's Early Warning System (EWS) on subsidiarity control. The EWS is a procedure that enables national parliaments to carry out subsidiarity checks on EU draft legislation and object to the draft on these grounds. In this process, national parliaments may consult regional parliaments with own legislative competences – according to the Treaty on European Union, protocol no 2, art. 6.

Indicates the total number of a region's representatives in the European Committee of the Regions (CoR) – including only full members, not alternates.

REGIONAL EU INVOLVEMENT

- Regional members in Committee of the Regions | 3
- Parliamentary right to EWS participation | × ✓
- Participation in REGPEX | × ✓
- Number subsidiarity complaints since 2010 | 9

Indicates whether a region participates in the REGPEX community. REGPEX is a platform for regional parliaments and governments to provide and exchange information on the EU's legislative procedures and a region's abilities to carry out subsidiarity checks on EU draft legislation.

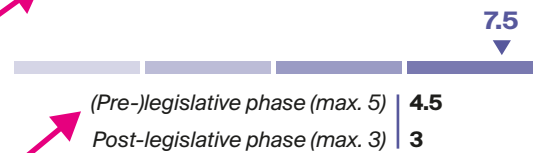
Form of government | Parliamentary democracy

Number of subsidiarity complaints issued by a regional parliament within the Early Warning System (EWS) on subsidiarity control (since 2010).

Domestic EU Policy Shaping (DEUPS)

Appointment mode:

- ▶ head of executive | Elected by regional assembly
- ▶ other members of executive | Consociationalism

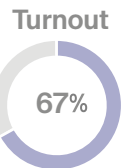


Indicates the degree to which regional political institutions can influence the process of EU legislation and its implementation in the respective member state and region via different formalized mechanisms established domestically. Combining the (pre-)legislative and post-legislative phase. Total DEUPS scores range from 0 to 8.

| | |
|-----------------|-------------------|
| Number of seats | 56 |
| Electoral rule | Proportional list |
| Election term | 5 years |

REGIONAL PARLIAMENT & ELECTIONS

Election date | Jan 23, 2018
Electorate | 1 386 356
Number of competing lists | 7



Shows degree to which regions can influence EU policy shaping domestically during the (pre-)legislative phase of the EU policy-making process on five sub-indicators.

Shows degree to which regions can influence EU policy shaping domestically during the post-legislative phase of the EU policy-making process on three sub-indicators.

Sub-indicators for the (pre-)legislative phase indicate whether regional governments/institutions (1) must be consulted, informed or involved by national executives as part of the domestic EU policy shaping process or (2) have the right to issue (non-)binding regional positions on EU affairs, whether they enjoy participation rights (3) in EU Council of Ministers' meetings or (4) EU working groups, and, (5) if regions' Brussels representation staff benefits from diplomatic accreditation similar to member state officials in Brussels.

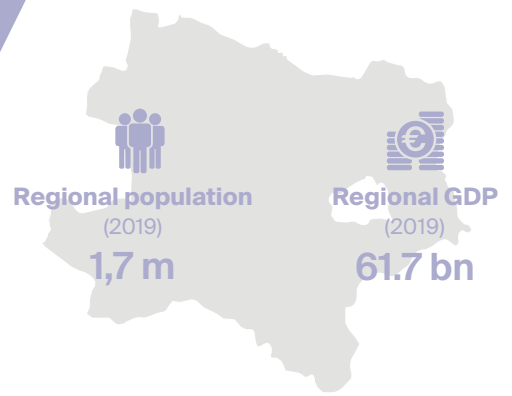
Sub-indicators for the post-legislative phase indicate whether regions (1) have formal rights to challenge EU decisions (i.e. whether member states must refer a matter to the ECJ on the request of a region), (2) need to be involved in domestic EU policy implementation, and (3) might face financial consequences for non-compliance with EU obligations.

| Party | EU political group | Share |
|-------|--------------------|--------|
| ÖVP | CD | 49.6 % |
| SPÖ | SD | 23.9 % |
| FPÖ | ID | 14.8 % |
| GRÜNE | Greens | 6.4 % |
| NEOS | L | 5.2 % |
| CPÖ | NA | 0.1 % |

| Party | EU political group | Share |
|-------------------|--------------------|--------|
| GOVERNMENT | | |
| ÖVP | CD | 51.8 % |
| SPÖ | SD | 23.2 % |
| FPÖ | ID | 14.3 % |
| OPPOSITION | | |
| GRÜNE | Greens | 5.4 % |
| NEOS | L | 5.4 % |

Lower Austria

Niederösterreich



REGIONAL AUTHORITY

Regional Authority Index (RAI)



REGIONAL EU INVOLVEMENT

- Regional members in Committee of the Regions | 3
- Parliamentary right to EWS participation | X ✓
- Participation in REGPEX | X ✓
- Number subsidiarity complaints since 2010 | 9

REGIONAL GOVERNMENT

Form of government | Parliamentary democracy

The basic type of electoral system used in the last regional election, which can be (1) two-round system (if no candidate obtains majority in first round), (2) list proportional representation (all seats allocated proportionally based on election result), (3) single transferable vote (distribution of seats based on ranking of candidates by voters), or (4) mixed electoral system (some seats proportionally allocated, others based on majority rule).

Total number of seats in a regional parliament

Name of parliament or assembly

Regional parliament | **Landtag**
Number of seats | 56
Electoral rule | **Proportional list**
Election term | 5 years

Number of years for which a regional parliament is elected

REGIONAL PARLIAMENT & ELECTIONS

Percentage of electorate that turned out to vote during a regional election

Total number of lists that won at least one vote in respective regional election

(Pre-)legislative phase (max. 5) | 4.5

Total number of voters entitled to vote in a regional election | 3

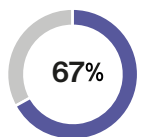
Date of latest regional election

Election date | Jan 28, 2018

Electorate | 1 386 356


Number of competing lists | 7

Turnout



Displays seat share of governing parties

Vote share top 10



Voting results for those up to 10 parties that won the most seats in the last regional election.

| Party | EU political group | Share |
|-------|--------------------|--------|
| ÖVP | CD | 49.6 % |
| SPÖ | SD | 23.9 % |
| FPÖ | ID | 14.8 % |
| GRÜNE | Greens | 6.4 % |
| NEOS | L | 5.2 % |
| CPÖ | NA | 0.1 % |

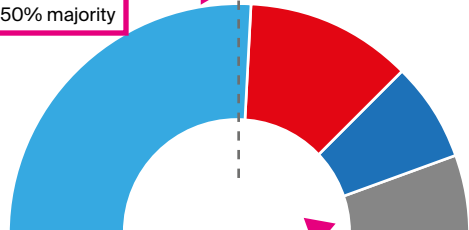
Coloring of parties determined by EU party group affiliation (grey for parties not affiliated with an EU party group)

Abbreviation of EU party group to which regional party is affiliated

Abbreviation of party name (for full party names see Appendix)

Seat share governing parties

Dashed vertical line indicates 50% majority



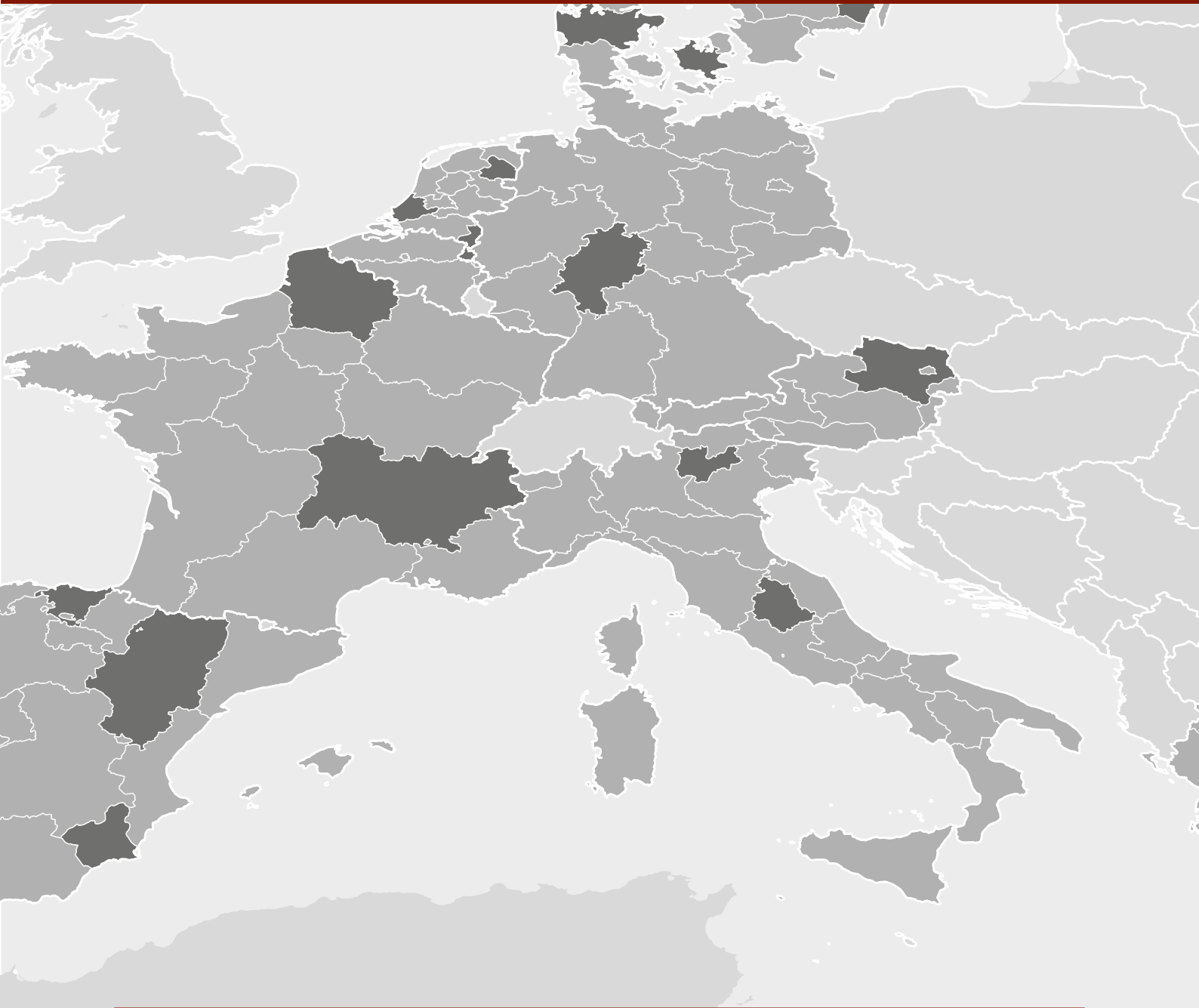
| Party | EU political group | Share |
|-------------------|--------------------|--------|
| GOVERNMENT | | |
| ÖVP | CD | 51.8 % |
| SPÖ | SD | 23.2 % |
| FPÖ | ID | 14.3 % |
| OPPOSITION | | |
| GRÜNE | Greens | 5.4 % |
| NEOS | L | 5.4 % |

Opposition parties pooled in one category (grey) in chart

- CD | European People's Party (Christian Democrats)
- S&D | Progressive Alliance of Socialists and Democrats
- L | Renew Europe (Liberals)
- Greens | The Greens / European Free Alliance (V/ALE)
- UL | European United Left / Nordic Green Left (GUE/NGL)
- ECR | European Conservatives and Reformists
- ID | Identity and Democracy
- NA | Not applicable, i.e. not a member of an EU party group.



Country & region profiles





Austria

Federation | Österreich



Population
(2019)

8.9 m



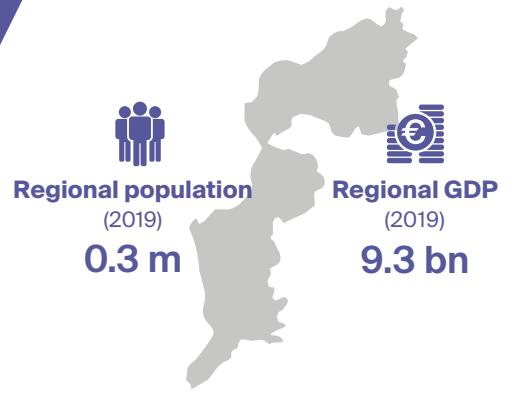
Nominal GDP
(2019)

406.1 bn

Vienna

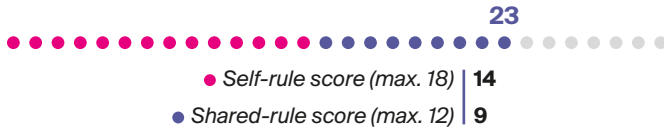
REGIONS WITH REGIONAL DEMOCRACY

- Burgenland
- Carinthia
- Lower Austria
- Salzburg
- Styria
- Tyrol
- Upper Austria
- Vienna ●
- Vorarlberg



REGIONAL AUTHORITY

Regional Authority Index (RAI)



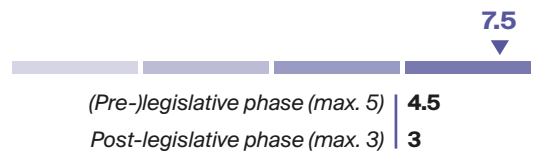
REGIONAL GOVERNMENT

| | |
|---------------------------------|---|
| Form of government | Parliamentary democracy |
| Early dissolution of parliament | Regional assembly |
| Early termination of executive | Simple majority |
| <i>Appointment mode:</i> | |
| ▶ head of executive | Elected at once by regional assembly |
| ▶ other members of executive | Elected at once by regional assembly |

REGIONAL EU INVOLVEMENT

| | |
|--|----------|
| Regional members in Committee of the Regions | 1 |
| Parliamentary right to EWS participation | ✗ ✓ |
| Participation in REGPEX | ✗ ✓ |
| Number subsidiarity complaints since 2010 | 1 |

Domestic EU Policy Shaping (DEUPS)

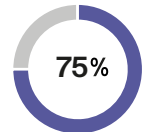


REGIONAL PARLIAMENT & ELECTIONS

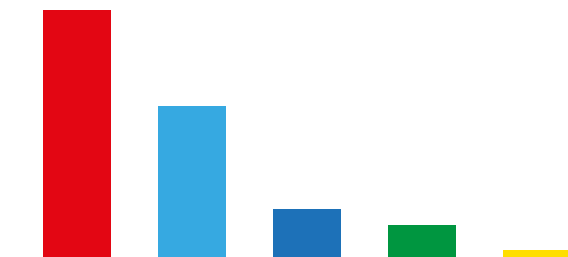
| | |
|---------------------|--------------------------|
| Regional parliament | Landtag |
| Number of seats | 36 |
| Electoral rule | Proportional list |
| Election term | 5 years |

| | |
|---------------------------|---------------------|
| Election date | Jan 26, 2020 |
| Electorate | 250 181 |
| Number of competing lists | 6 |

Turnout

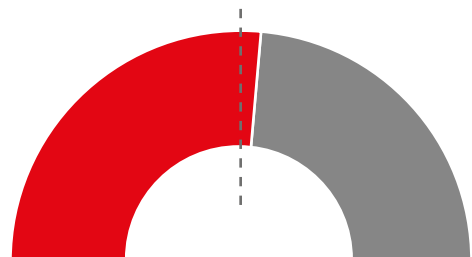


Vote share top 10



| Party | EU political group | Share |
|---------|--------------------|--------|
| ● SPÖ | SD | 49.9 % |
| ● ÖVP | CD | 30.6 % |
| ● FPÖ | ID | 9.8 % |
| ● GRÜNE | Greens | 6.7 % |
| ● NEOS | L | 1.7 % |
| ● LBL | NA | 1.3 % |

Seat share governing parties

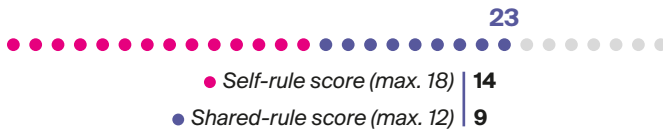


| Party | EU political group | Share |
|-------------------|--------------------|--------|
| GOVERNMENT | | |
| ● SPÖ | SD | 52.8 % |
| OPPOSITION | | |
| ● ÖVP | CD | 30.6 % |
| ● FPÖ | ID | 11.1 % |
| ● GRÜNE | Greens | 5.6 % |



REGIONAL AUTHORITY

Regional Authority Index (RAI)



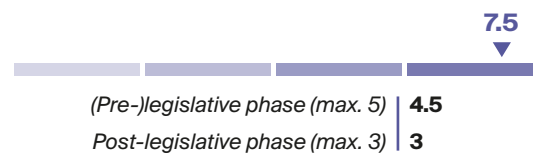
REGIONAL GOVERNMENT

| | |
|---------------------------------|--------------------------------------|
| Form of government | Parliamentary democracy |
| Early dissolution of parliament | Regional assembly |
| Early termination of executive | Special majority |
| <i>Appointment mode:</i> | |
| ▶ head of executive | Elected at once by regional assembly |
| ▶ other members of executive | Elected at once by regional assembly |

REGIONAL EU INVOLVEMENT

| | |
|--|-----|
| Regional members in Committee of the Regions | 1 |
| Parliamentary right to EWS participation | × ✓ |
| Participation in REGPEX | × ✓ |
| Number subsidiarity complaints since 2010 | 0 |

Domestic EU Policy Shaping (DEUPS)

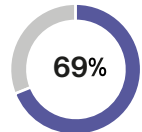


REGIONAL PARLIAMENT & ELECTIONS

| | |
|---------------------|-------------------|
| Regional parliament | Landtag |
| Number of seats | 36 |
| Electoral rule | Proportional list |
| Election term | 5 years |

| | |
|---------------------------|-------------|
| Election date | Mar 4, 2018 |
| Electorate | 434 121 |
| Number of competing lists | 10 |

Turnout



Vote share top 10

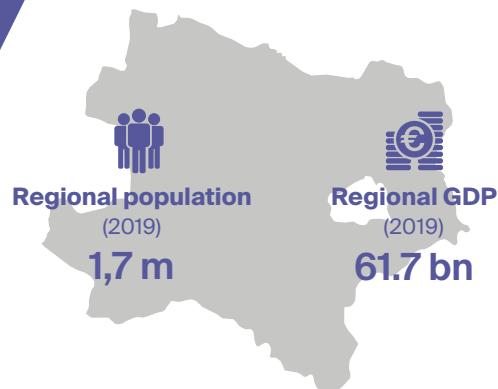
| Party | EU political group | Share |
|-------|--------------------|--------|
| SPÖ | SD | 47.9 % |
| FPÖ | ID | 23.0 % |
| ÖVP | CD | 15.5 % |
| TK | NA | 5.7 % |
| GRÜNE | Greens | 3.1 % |
| NEOS | L | 2.1 % |
| ERDE | NA | 1.9 % |
| BZÖ | NA | 0.4 % |
| KPÖ | NA | 0.3 % |
| FAIR | NA | 0.2 % |

Seat share governing parties

| Party | EU political group | Share |
|-------------------|--------------------|--------|
| GOVERNMENT | | |
| SPÖ | SD | 50.0 % |
| ÖVP | CD | 16.7 % |
| OPPOSITION | | |
| FPÖ | ID | 25.0 % |
| TK | NA | 8.3 % |

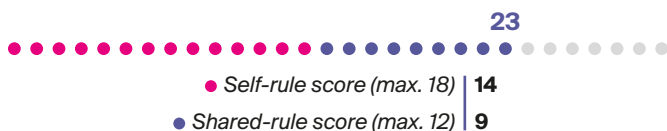
Lower Austria

Niederösterreich



REGIONAL AUTHORITY

Regional Authority Index (RAI)



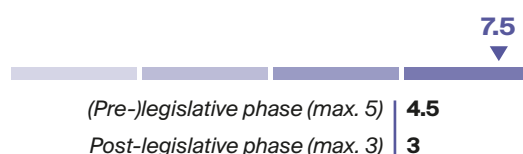
REGIONAL GOVERNMENT

| | |
|---------------------------------|------------------------------|
| Form of government | Parliamentary democracy |
| Early dissolution of parliament | Regional assembly |
| Early termination of executive | Special majority |
| <i>Appointment mode:</i> | |
| ▶ head of executive | Elected by regional assembly |
| ▶ other members of executive | Consociationalism |

REGIONAL EU INVOLVEMENT

| | |
|--|-----|
| Regional members in Committee of the Regions | 3 |
| Parliamentary right to EWS participation | ✗ ✓ |
| Participation in REGPEX | ✗ ✓ |
| Number subsidiarity complaints since 2010 | 9 |

Domestic EU Policy Shaping (DEUPS)

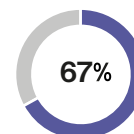


REGIONAL PARLIAMENT & ELECTIONS

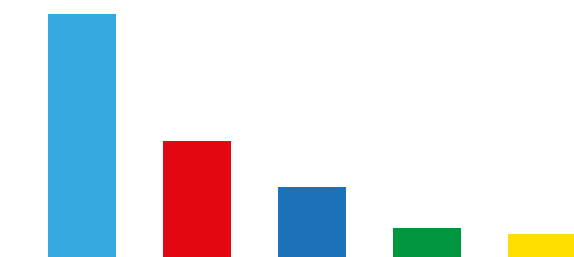
| | |
|---------------------|-------------------|
| Regional parliament | Landtag |
| Number of seats | 56 |
| Electoral rule | Proportional list |
| Election term | 5 years |

| | |
|---------------------------|--------------|
| Election date | Jan 28, 2018 |
| Electorate | 1 386 356 |
| Number of competing lists | 7 |

Turnout

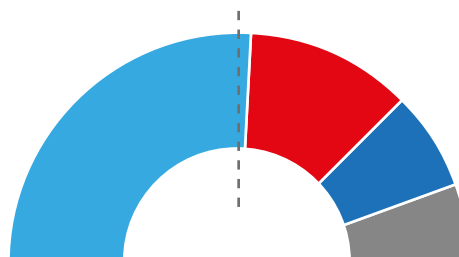


Vote share top 10

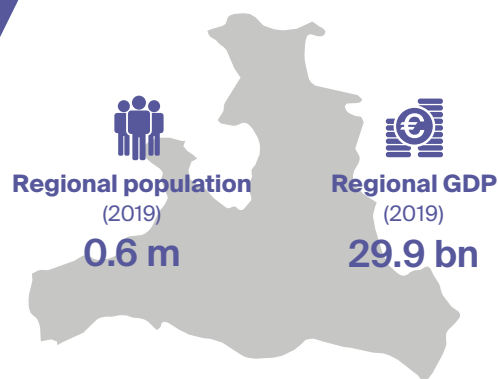


| Party | EU political group | Share |
|-------|--------------------|--------|
| ÖVP | CD | 49.6 % |
| SPÖ | SD | 23.9 % |
| FPÖ | ID | 14.8 % |
| GRÜNE | Greens | 6.4 % |
| NEOS | L | 5.2 % |
| CPÖ | NA | 0.1 % |

Seat share governing parties



| Party | EU political group | Share |
|-------------------|--------------------|--------|
| GOVERNMENT | | |
| ÖVP | CD | 51.8 % |
| SPÖ | SD | 23.2 % |
| FPÖ | ID | 14.3 % |
| OPPOSITION | | |
| GRÜNE | Greens | 5.4 % |
| NEOS | L | 5.4 % |



REGIONAL AUTHORITY

Regional Authority Index (RAI)



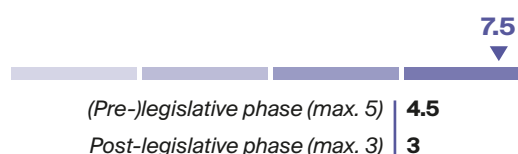
REGIONAL GOVERNMENT

| | |
|---------------------------------|--------------------------------------|
| Form of government | Parliamentary democracy |
| Early dissolution of parliament | Regional assembly |
| Early termination of executive | Simple majority |
| <i>Appointment mode:</i> | |
| ▶ head of executive | Elected at once by regional assembly |
| ▶ other members of executive | Elected at once by regional assembly |

REGIONAL EU INVOLVEMENT

| | |
|--|-----|
| Regional members in Committee of the Regions | 1 |
| Parliamentary right to EWS participation | × ✓ |
| Participation in REGPEX | × ✓ |
| Number subsidiarity complaints since 2010 | 4 |

Domestic EU Policy Shaping (DEUPS)

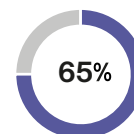


REGIONAL PARLIAMENT & ELECTIONS

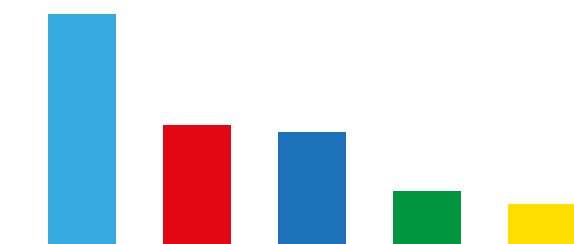
| | |
|---------------------|-------------------|
| Regional parliament | Landtag |
| Number of seats | 36 |
| Electoral rule | Proportional list |
| Election term | 5 years |

| | |
|---------------------------|--------------|
| Election date | Apr 22, 2018 |
| Electorate | 390 091 |
| Number of competing lists | 9 |

Turnout

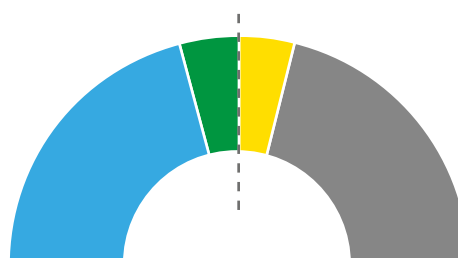


Vote share top 10

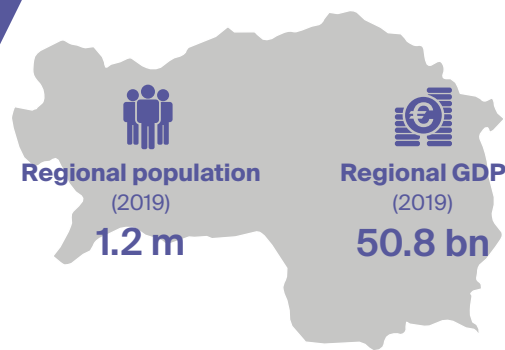


| Party | EU political group | Share |
|-------|--------------------|--------|
| ÖVP | CD | 37.8 % |
| SPÖ | SD | 20.0 % |
| FPÖ | ID | 18.8 % |
| GRÜNE | Greens | 9.3 % |
| NEOS | L | 7.3 % |
| FPS | NA | 4.5 % |
| MAYR | NA | 1.8 % |
| KPÖ | NA | 0.4 % |
| CPÖ | NA | 0.1 % |

Seat share governing parties

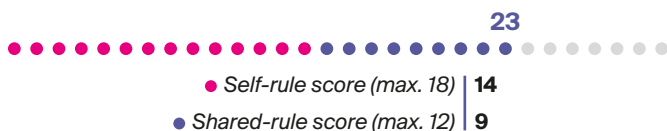


| Party | EU political group | Share |
|-------------------|--------------------|--------|
| GOVERNMENT | | |
| ÖVP | CD | 41.7 % |
| GRÜNE | Greens | 8.3 % |
| NEOS | L | 8.3 % |
| OPPOSITION | | |
| SPÖ | SD | 22.2 % |
| FPÖ | ID | 19.4 % |



REGIONAL AUTHORITY

Regional Authority Index (RAI)



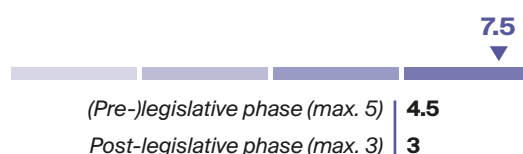
REGIONAL GOVERNMENT

| | |
|---------------------------------|--------------------------------------|
| Form of government | Parliamentary democracy |
| Early dissolution of parliament | Regional assembly |
| Early termination of executive | Simple majority |
| <i>Appointment mode:</i> | |
| ▶ head of executive | Elected at once by regional assembly |
| ▶ other members of executive | Elected at once by regional assembly |

REGIONAL EU INVOLVEMENT

| | |
|--|-----|
| Regional members in Committee of the Regions | 1 |
| Parliamentary right to EWS participation | ✗ ✓ |
| Participation in REGPEX | ✗ ✓ |
| Number subsidiarity complaints since 2010 | 1 |

Domestic EU Policy Shaping (DEUPS)

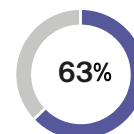


REGIONAL PARLIAMENT & ELECTIONS

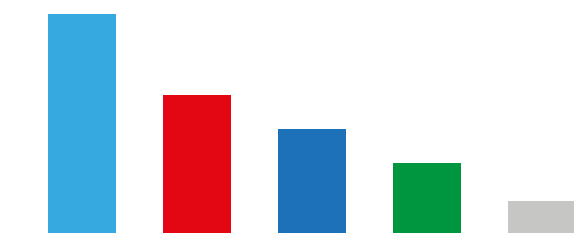
| | |
|---------------------|-------------------|
| Regional parliament | Landtag |
| Number of seats | 48 |
| Electoral rule | Proportional list |
| Election term | 5 years |

| | |
|---------------------------|--------------|
| Election date | Nov 24, 2019 |
| Electorate | 955 795 |
| Number of competing lists | 6 |

Turnout

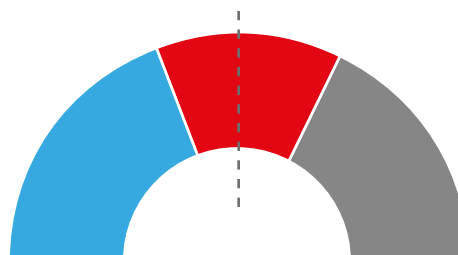


Vote share top 10

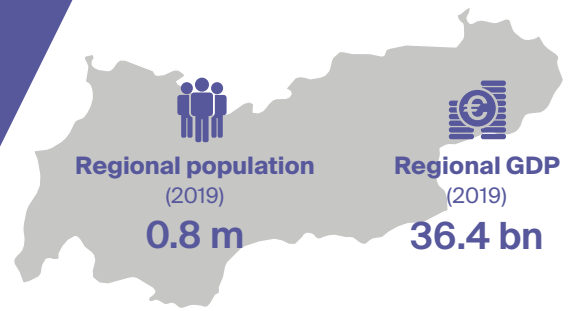


| Party | EU political group | Share |
|-------|--------------------|--------|
| ÖVP | CD | 36.0 % |
| SPÖ | SD | 23.0 % |
| FPÖ | ID | 17.5 % |
| GRÜNE | Greens | 12.1 % |
| KPÖ | NA | 6.0 % |
| NEOS | L | 5.4 % |

Seat share governing parties

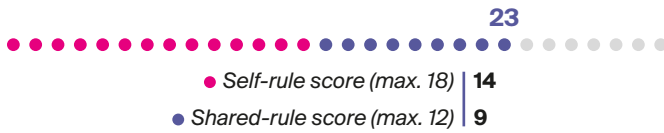


| Party | EU political group | Share |
|-------------------|--------------------|--------|
| GOVERNMENT | | |
| ÖVP | CD | 39.1 % |
| SPÖ | SD | 26.1 % |
| OPPOSITION | | |
| FPÖ | ID | 16.7 % |
| GRÜNE | Greens | 12.5 % |
| KPÖ | NA | 4.2 % |
| NEOS | | 4.2 % |



REGIONAL AUTHORITY

Regional Authority Index (RAI)



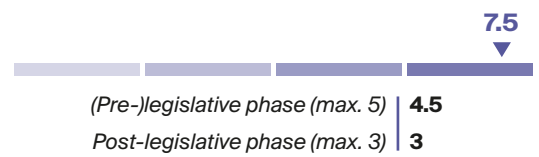
REGIONAL GOVERNMENT

| | |
|---------------------------------|--------------------------------------|
| Form of government | Parliamentary democracy |
| Early dissolution of parliament | Regional assembly |
| Early termination of executive | Simple majority |
| <i>Appointment mode:</i> | |
| ▶ head of executive | Elected at once by regional assembly |
| ▶ other members of executive | Elected at once by regional assembly |

REGIONAL EU INVOLVEMENT

| | |
|--|-----|
| Regional members in Committee of the Regions | 1 |
| Parliamentary right to EWS participation | ✗ ✓ |
| Participation in REGPEX | ✗ ✓ |
| Number subsidiarity complaints since 2010 | 0 |

Domestic EU Policy Shaping (DEUPS)

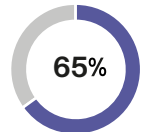


REGIONAL PARLIAMENT & ELECTIONS

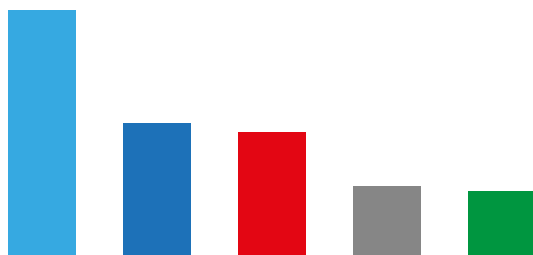
| | |
|---------------------|-------------------|
| Regional parliament | Landtag |
| Number of seats | 36 |
| Electoral rule | Proportional list |
| Election term | 5 years |

| | |
|---------------------------|--------------|
| Election date | Sep 25, 2022 |
| Electorate | 535 122 |
| Number of competing lists | 9 |

Turnout

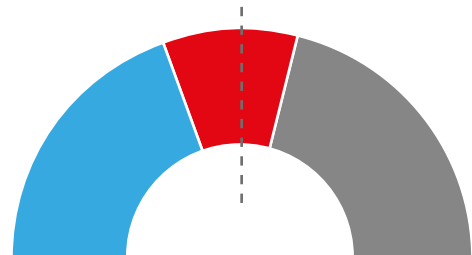


Vote share top 10

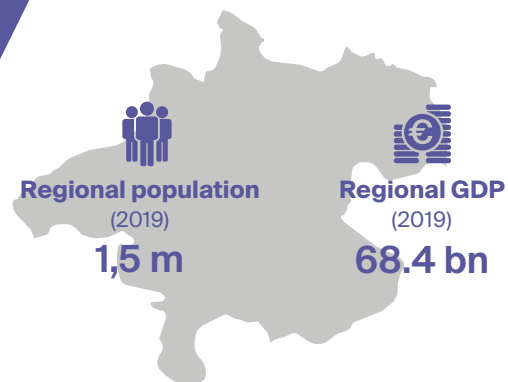


| Party | EU political group | Share |
|-------|--------------------|--------|
| ÖVP | CD | 34.7 % |
| FPÖ | ID | 18.8 % |
| SPÖ | SD | 17.5 % |
| FRITZ | NA | 9.9 % |
| GRÜNE | Greens | 9.2 % |
| NEOS | L | 6.3 % |
| MFG | NA | 2.8 % |
| KPÖ | NA | 0.7 % |
| MACH | NA | 0.1 % |

Seat share governing parties




| Party | EU political group | Share |
|-------------------|--------------------|--------|
| GOVERNMENT | | |
| ÖVP | CD | 38.9 % |
| SPÖ | SD | 19.4 % |
| OPPOSITION | | |
| FPÖ | ID | 19.4 % |
| FRITZ | NA | 8.3 % |
| GRÜNE | Greens | 8.3 % |
| NEOS | L | 5.6 % |



REGIONAL AUTHORITY

Regional Authority Index (RAI)



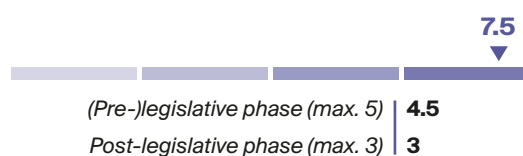
REGIONAL GOVERNMENT

| | |
|---------------------------------|------------------------------|
| Form of government | Parliamentary democracy |
| Early dissolution of parliament | Regional assembly |
| Early termination of executive | Special majority |
| <i>Appointment mode:</i> | |
| ▶ head of executive | Elected by regional assembly |
| ▶ other members of executive | Consociationalism |

REGIONAL EU INVOLVEMENT

| | |
|--|----|
| Regional members in Committee of the Regions | 1 |
| Parliamentary right to EWS participation | ✗✓ |
| Participation in REGPEX | ✗✓ |
| Number subsidiarity complaints since 2010 | 23 |

Domestic EU Policy Shaping (DEUPS)

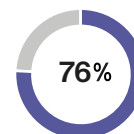


REGIONAL PARLIAMENT & ELECTIONS

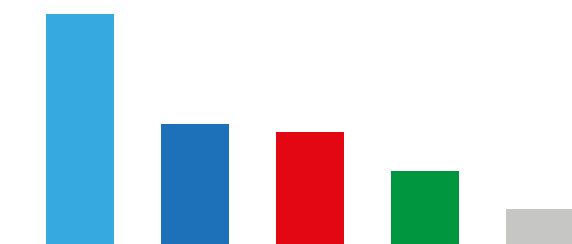
| | |
|---------------------|-------------------|
| Regional parliament | Landtag |
| Number of seats | 56 |
| Electoral rule | Proportional list |
| Election term | 5 years |

| | |
|---------------------------|--------------|
| Election date | Sep 26, 2021 |
| Electorate | 1 094 074 |
| Number of competing lists | 11 |

Turnout

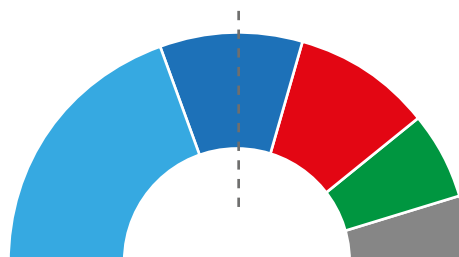


Vote share top 10




| Party | EU political group | Share |
|-------|--------------------|--------|
| ÖVP | CD | 37.6 % |
| FPÖ | ID | 19.8 % |
| SPÖ | SD | 18.6 % |
| GRÜNE | Greens | 12.3 % |
| MFG | NA | 6.2 % |
| NEOS | L | 4.2 % |
| KPÖ | NA | 0.8 % |
| BESTE | NA | 0.2 % |
| CPÖ | NA | 0.1 % |
| UBB | NA | 0.1 % |

Seat share governing parties

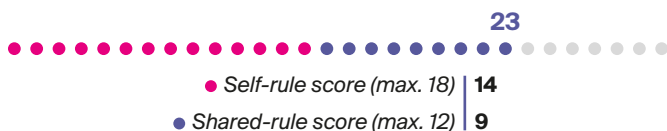


| Party | EU political group | Share |
|-------------------|--------------------|--------|
| GOVERNMENT | | |
| ÖVP | CD | 39.3 % |
| FPÖ | ID | 19.6 % |
| SPÖ | SD | 19.6 % |
| GRÜNE | Greens | 12.5 % |
| OPPOSITION | | |
| MFG | NA | 5.4 % |
| NEOS | L | 3.6 % |



REGIONAL AUTHORITY

Regional Authority Index (RAI)



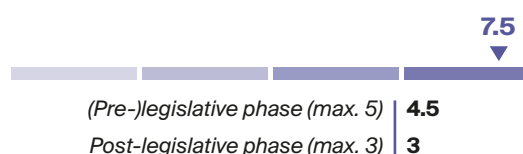
REGIONAL GOVERNMENT

| | |
|---------------------------------|--------------------------------------|
| Form of government | Parliamentary democracy |
| Early dissolution of parliament | Regional assembly |
| Early termination of executive | Simple majority |
| <i>Appointment mode:</i> | |
| ▶ head of executive | Elected at once by regional assembly |
| ▶ other members of executive | Consociationalism |

REGIONAL EU INVOLVEMENT

| | |
|--|-----|
| Regional members in Committee of the Regions | 1 |
| Parliamentary right to EWS participation | ✗ ✓ |
| Participation in REGPEX | ✗ ✓ |
| Number subsidiarity complaints since 2010 | 9 |

Domestic EU Policy Shaping (DEUPS)

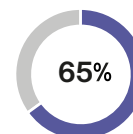


REGIONAL PARLIAMENT & ELECTIONS

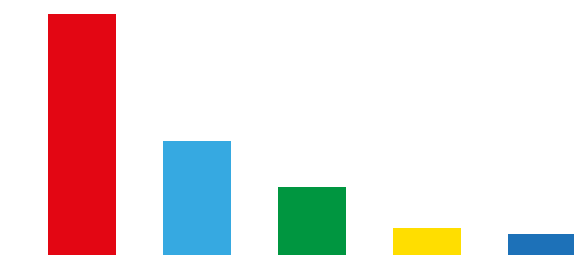
| | |
|---------------------|-------------------|
| Regional parliament | Gemeinderat |
| Number of seats | 100 |
| Electoral rule | Proportional list |
| Election term | 5 years |

| | |
|---------------------------|--------------|
| Election date | Oct 11, 2020 |
| Electorate | 1 133 010 |
| Number of competing lists | 12 |

Turnout

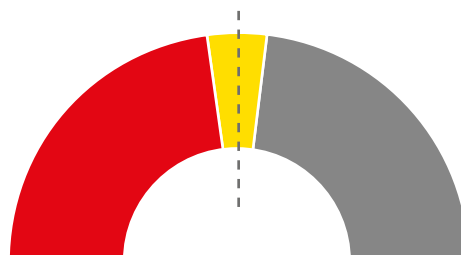


Vote share top 10



| Party | EU political group | Share |
|-------|--------------------|--------|
| SPÖ | SD | 41.6 % |
| ÖVP | CD | 20.4 % |
| GRÜNE | Greens | 14.8 % |
| NEOS | L | 7.5 % |
| FPÖ | ID | 7.1 % |
| HC | NA | 3.3 % |
| LINKS | NA | 2.1 % |
| BIER | NA | 1.8 % |
| SOZ | NA | 1.2 % |
| WIFF | NA | 0.2 % |

Seat share governing parties



| Party | EU political group | Share |
|-------------------|--------------------|--------|
| GOVERNMENT | | |
| SPÖ | SD | 46.0 % |
| NEOS | L | 8.0 % |
| OPPOSITION | | |
| ÖVP | CD | 22.0 % |
| GRÜNE | Greens | 16.0 % |
| FPÖ | ID | 8.0 % |



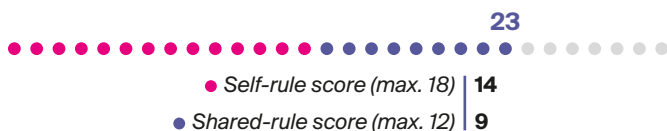
Regional population
(2019)
0.4 m



Regional GDP
(2019)
19.2 bn

REGIONAL AUTHORITY

Regional Authority Index (RAI)



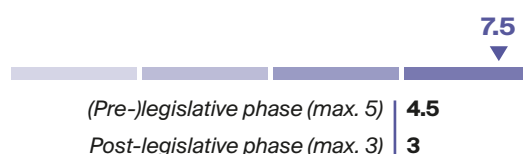
REGIONAL GOVERNMENT

| | |
|---------------------------------|------------------------------|
| Form of government | Parliamentary democracy |
| Early dissolution of parliament | Regional assembly |
| Early termination of executive | Simple majority |
| <i>Appointment mode:</i> | |
| ▶ head of executive | Elected by regional assembly |
| ▶ other members of executive | Elected by regional assembly |

REGIONAL EU INVOLVEMENT

| | |
|--|-----------|
| Regional members in Committee of the Regions | 1 |
| Parliamentary right to EWS participation | ✗ ✓ |
| Participation in REGPEX | ✗ ✓ |
| Number subsidiarity complaints since 2010 | 21 |

Domestic EU Policy Shaping (DEUPS)

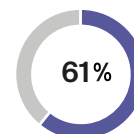


REGIONAL PARLIAMENT & ELECTIONS

| | |
|---------------------|--------------------------|
| Regional parliament | Landtag |
| Number of seats | 36 |
| Electoral rule | Proportional list |
| Election term | 5 years |

| | |
|---------------------------|---------------------|
| Election date | Oct 13, 2019 |
| Electorate | 270 521 |
| Number of competing lists | 12 |

Turnout



Vote share top 10

| Party | EU political group | Share |
|-------|--------------------|--------|
| ÖVP | CD | 43.5 % |
| GRÜNE | Greens | 18.9 % |
| FPÖ | ID | 13.9 % |
| SPÖ | SD | 9.5 % |
| NEOS | L | 8.5 % |
| HAK | NA | 1.9 % |
| Xi | NA | 1.5 % |
| WANDL | NA | 0.9 % |
| WIR | NA | 0.7 % |
| M | NA | 0.3 % |

Seat share governing parties

| Party | EU political group | Share |
|-------------------|--------------------|--------|
| GOVERNMENT | | |
| ÖVP | CD | 47.2 % |
| GRÜNE | Greens | 19.4 % |
| OPPOSITION | | |
| FPÖ | ID | 13.9 % |
| SPÖ | SD | 11.1 % |
| NEOS | L | 8.3 % |



Belgium

Federation | België * Belgique



Population
(2019)

11.6 m



Nominal GDP
(2019)

502.3 bn



Bruxelles

REGIONS WITH REGIONAL DEMOCRACY

- Brussels ●
- Flemish Region
- German-speaking Community
- Wallonia

Brussels

Région de Bruxelles-Capitale / Brussels Hoofdstedelijk Gewest



REGIONAL AUTHORITY

Regional Authority Index (RAI)



REGIONAL GOVERNMENT

| | |
|---------------------------------|--------------------------------------|
| Form of government | Parliamentary democracy |
| Early dissolution of parliament | Not possible |
| Early termination of executive | Constructive vote |
| <i>Appointment mode:</i> | |
| ▶ head of executive | Elected by executive |
| ▶ other members of executive | Elected at once by regional assembly |

REGIONAL EU INVOLVEMENT

| | |
|--|----------|
| Regional members in Committee of the Regions | 2 |
| Parliamentary right to EWS participation | ✗ ✓ |
| Participation in REGPEX | ✗ ✓ |
| Number subsidiarity complaints since 2010 | 1 |

Domestic EU Policy Shaping (DEUPS)

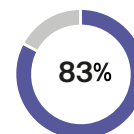


REGIONAL PARLIAMENT & ELECTIONS

| | |
|---------------------|--|
| Regional parliament | Parlement de la Région de Bruxelles Capitale |
| Number of seats | 89 |
| Electoral rule | Proportional list |
| Election term | 5 years |

| | |
|---------------------------|--------------|
| Election date | May 26, 2019 |
| Electorate | 588 203 |
| Number of competing lists | 24 |

Turnout

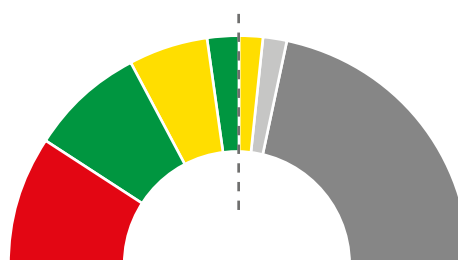


Vote share top 10



| Party | EU political group | Share |
|----------|--------------------|--------|
| PS | SD | 18.7 % |
| ECO | Greens | 16.2 % |
| MR | L | 14.3 % |
| FDF | L | 11.7 % |
| PTB | UL | 11.4 % |
| CDH | CD | 6.4 % |
| GROEN | Greens | 3.1 % |
| N-VA | ECR | 2.7 % |
| Open VLD | L | 2.4 % |
| SPAOB | NA | 2.3 % |

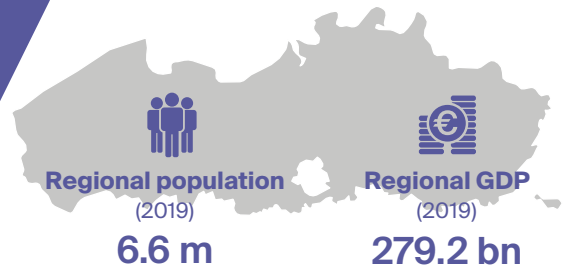
Seat share governing parties



| Party | EU political group | Share |
|-------------------|--------------------|--------|
| GOVERNMENT | | |
| PS | SD | 19.1 % |
| ECO | Greens | 16.9 % |
| FDF | L | 11.2 % |
| GROEN | Greens | 4.5 % |
| Open VLD | L | 3.4 % |
| SPAOB | NA | 3.4 % |
| OPPOSITION | | |
| MR | L | 14.6 % |
| PTB | UL | 11.2 % |
| CDH | CD | 6.7 % |
| N-VA | ECR | 3.4 % |
| Others | | 8.9 % |

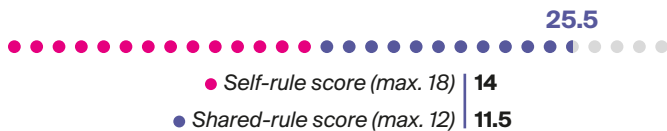
Flemish Region

Vlaams Gewest



REGIONAL AUTHORITY

Regional Authority Index (RAI)



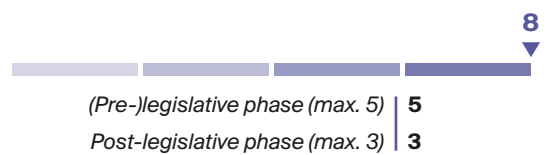
REGIONAL GOVERNMENT

| | |
|---------------------------------|--------------------------------------|
| Form of government | Parliamentary democracy |
| Early dissolution of parliament | Not possible |
| Early termination of executive | Constructive vote |
| <i>Appointment mode:</i> | |
| ▶ head of executive | Elected by executive |
| ▶ other members of executive | Elected at once by regional assembly |

REGIONAL EU INVOLVEMENT

| | |
|--|----------|
| Regional members in Committee of the Regions | 5 |
| Parliamentary right to EWS participation | × ✓ |
| Participation in REGPEX | × ✓ |
| Number subsidiarity complaints since 2010 | 1 |

Domestic EU Policy Shaping (DEUPS)

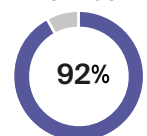


REGIONAL PARLIAMENT & ELECTIONS

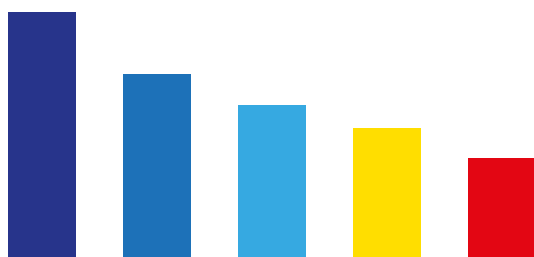
| | |
|---------------------|-------------------|
| Regional parliament | Vlaams Parlement |
| Number of seats | 124 |
| Electoral rule | Proportional list |
| Election term | 5 years |

| | |
|---------------------------|---------------------|
| Election date | May 26, 2019 |
| Electorate | 4 838 566 |
| Number of competing lists | 19 |

Turnout

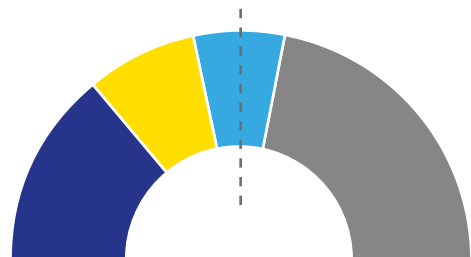


Vote share top 10



| Party | EU political group | Share |
|----------|--------------------|--------|
| N-VA | ECR | 24.8 % |
| VB | ID | 18.5 % |
| CD&V | CD | 15.4 % |
| Open VLD | L | 13.1 % |
| SPA | SD | 10.1 % |
| GROEN | Greens | 10.1 % |
| PVDA | UL | 5.3 % |
| DA | NA | 0.9 % |
| UF | NA | 0.7 % |
| PIR | NA | 0.2 % |

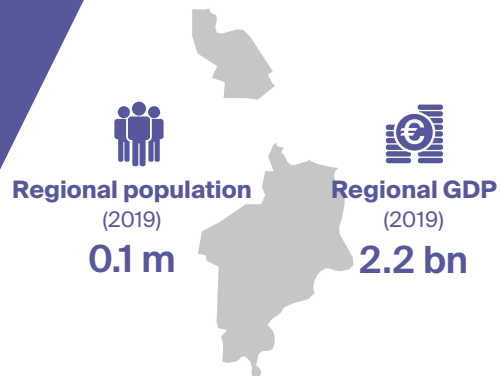
Seat share governing parties



| Party | EU political group | Share |
|-------------------|--------------------|--------|
| GOVERNMENT | | |
| N-VA | ECR | 28.2 % |
| Open VLD | L | 15.3 % |
| CD&V | CD | 12.9 % |
| OPPOSITION | | |
| VB | ID | 18.5 % |
| GROEN | Greens | 11.3 % |
| SPA | SD | 9.7 % |
| PVDA | UL | 3.2 % |
| SPAOB | NA | 0.8 % |

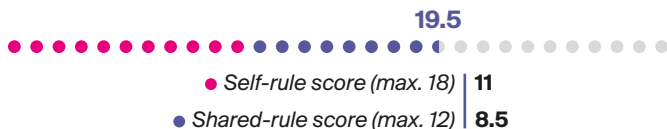
German-speaking Community

Deutschsprachige Gemeinschaft



REGIONAL AUTHORITY

Regional Authority Index (RAI)



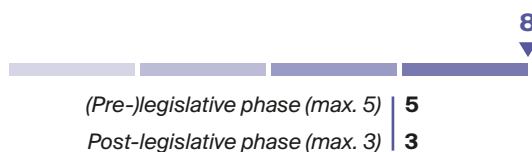
REGIONAL GOVERNMENT

| | |
|---------------------------------|--------------------------------------|
| Form of government | Parliamentary democracy |
| Early dissolution of parliament | Not possible |
| Early termination of executive | Constructive vote |
| <i>Appointment mode:</i> | |
| ▶ head of executive | Elected by executive |
| ▶ other members of executive | Elected at once by regional assembly |

REGIONAL EU INVOLVEMENT

| | |
|--|-----|
| Regional members in Committee of the Regions | 1 |
| Parliamentary right to EWS participation | × ✓ |
| Participation in REGPEX | × ✓ |
| Number subsidiarity complaints since 2010 | 0 |

Domestic EU Policy Shaping (DEUPS)

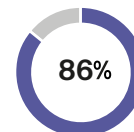


REGIONAL PARLIAMENT & ELECTIONS


| | |
|---------------------|--|
| Regional parliament | Parlament der Deutschsprachigen Gemeinschaft |
| Number of seats | 25 |
| Electoral rule | Proportional list |
| Election term | 5 years |

| | |
|---------------------------|--------------|
| Election date | May 26, 2019 |
| Electorate | 49 441 |
| Number of competing lists | 6 |

Turnout

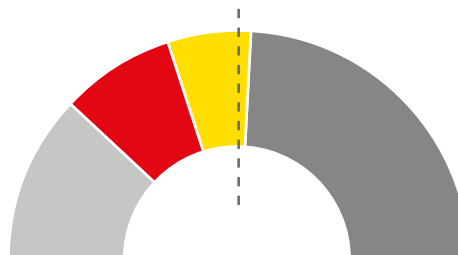


Vote share top 10

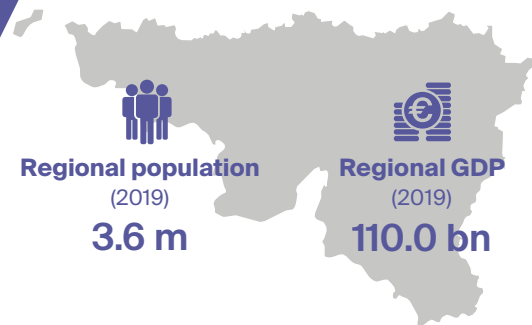


| Party | EU political group | Share |
|--------|--------------------|--------|
| ProDG | NA | 23.3 % |
| CDH | CD | 23.1 % |
| PS | SD | 14.8 % |
| VIVANT | L | 14.8 % |
| ECO | Greens | 12.5 % |
| MR | L | 11.4 % |

Seat share governing parties

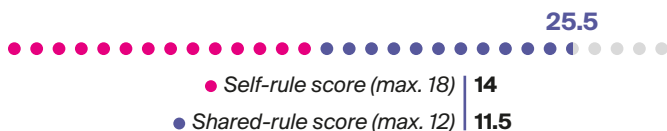


| Party | EU political group | Share |
|-------------------|--------------------|--------|
| GOVERNMENT | | |
| ProDG | NA | 24.0 % |
| PS | SD | 16.0 % |
| MR | L | 12.0 % |
| OPPOSITION | | |
| CDH | CD | 24.0 % |
| ECO | Greens | 12.0 % |
| VIVANT | L | 12.0 % |



REGIONAL AUTHORITY

Regional Authority Index (RAI)



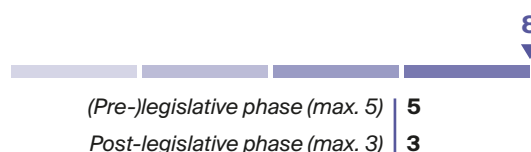
REGIONAL GOVERNMENT

| | |
|---------------------------------|--------------------------------------|
| Form of government | Parliamentary democracy |
| Early dissolution of parliament | Not possible |
| Early termination of executive | Constructive vote |
| <i>Appointment mode:</i> | |
| ▶ head of executive | Elected by executive |
| ▶ other members of executive | Elected at once by regional assembly |

REGIONAL EU INVOLVEMENT

| | |
|--|-----|
| Regional members in Committee of the Regions | 4 |
| Parliamentary right to EWS participation | × ✓ |
| Participation in REGPEX | × ✓ |
| Number subsidiarity complaints since 2010 | 0 |

Domestic EU Policy Shaping (DEUPS)

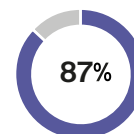


REGIONAL PARLIAMENT & ELECTIONS

| | |
|---------------------|-----------------------|
| Regional parliament | Parlement de Wallonie |
| Number of seats | 75 |
| Electoral rule | Proportional list |
| Election term | 5 years |

| | |
|---------------------------|--------------|
| Election date | May 26, 2019 |
| Electorate | 2 563 033 |
| Number of competing lists | 18 |

Turnout

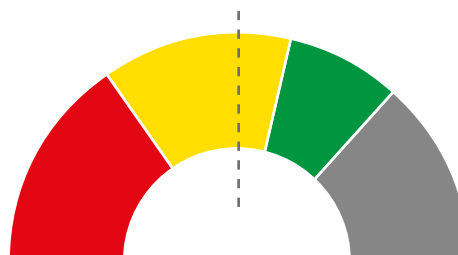


Vote share top 10



| Party | EU political group | Share |
|-------|--------------------|--------|
| PS | SD | 26.2 % |
| MR | L | 21.4 % |
| ECO | Greens | 14.5 % |
| PTB | UL | 13.7 % |
| CDH | CD | 11.0 % |
| FDF | L | 4.1 % |
| PPO | NA | 3.7 % |
| LLDS | NA | 1.5 % |
| CC | NA | 1.3 % |
| DA | NA | 0.9 % |

Seat share governing parties



| Party | EU political group | Share |
|-------------------|--------------------|--------|
| GOVERNMENT | | |
| PS | SD | 30.7 % |
| MR | L | 26.7 % |
| ECO | Greens | 16.0 % |
| OPPOSITION | | |
| CDH | CD | 13.3 % |
| PTB | UL | 13.3 % |

Denmark

Unitary state | *Danmark*



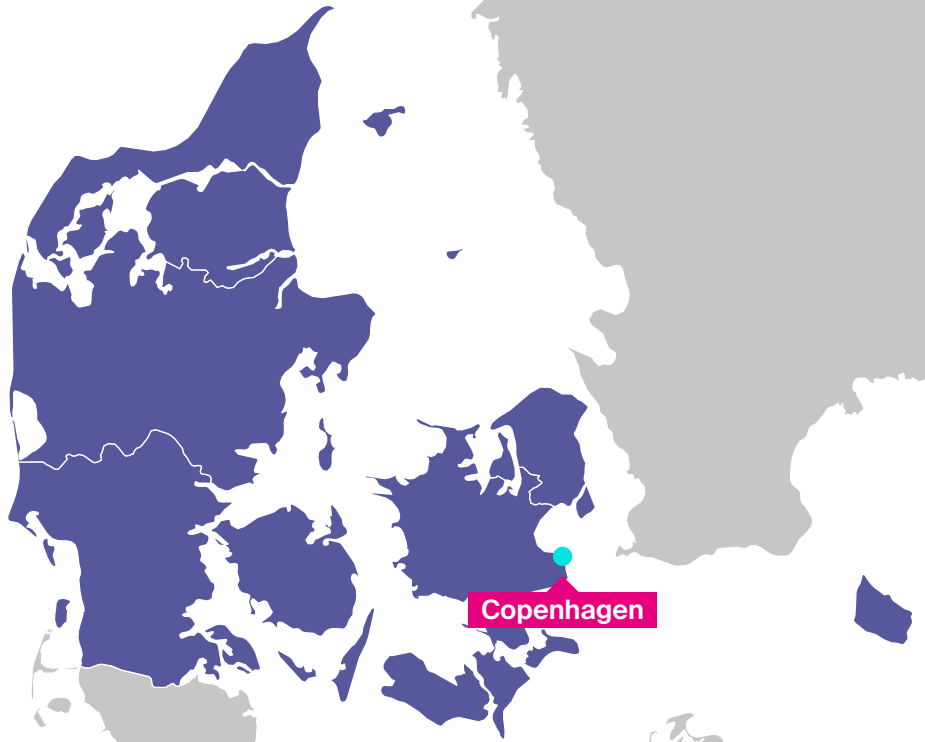
Population
(2019)

5.8 m



Nominal GDP
(2019)

336.7 bn



Copenhagen

REGIONS WITH REGIONAL DEMOCRACY

- Capital Region of Denmark ●
- Central Denmark Region
- Faroe Islands
- Greenland
- North Denmark Region
- Region of Southern Denmark
- Region Zealand



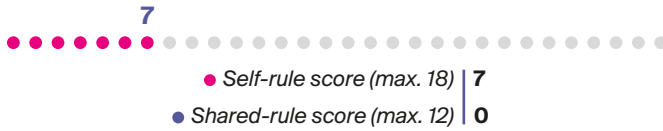
Regional population
(2019)
1.8 m



Regional GDP
(2019)
126.9 bn

REGIONAL AUTHORITY

Regional Authority Index (RAI)



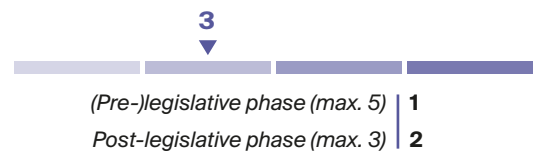
REGIONAL EU INVOLVEMENT

Regional members in Committee of the Regions | 1
Parliamentary right to EWS participation |

REGIONAL GOVERNMENT

| | |
|---------------------------------|-------------------------------------|
| Form of government | Assembly independent |
| Early dissolution of parliament | Not possible |
| Early termination of executive | Not possible |
| <i>Appointment mode:</i> | |
| ▶ head of executive | Elected by regional assembly |
| ▶ other members of executive | Consociationalism |

Domestic EU Policy Shaping (DEUPS)

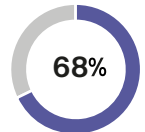


REGIONAL PARLIAMENT & ELECTIONS

| | |
|---------------------|--------------------------|
| Regional parliament | Regionsråd |
| Number of seats | 41 |
| Electoral rule | Proportional list |
| Election term | 4 years |

| | |
|---------------------------|---------------------|
| Election date | Nov 16, 2021 |
| Electorate | 476 694 |
| Number of competing lists | 31 |

Turnout

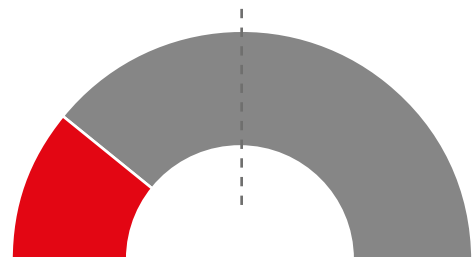


Vote share top 10



| Party | EU political group | Share |
|-------|--------------------|--------|
| ● SD | SD | 22.8 % |
| ● KFP | CD | 20.7 % |
| ● ERG | UL | 13.2 % |
| ● V | L | 10.7 % |
| ● DRV | L | 10.2 % |
| ● SF | Greens | 9.3 % |
| ● DFP | ID | 3.4 % |
| ● NB | NA | 3.1 % |
| ● LA | NA | 2.0 % |
| ● Å | NA | 1.1 % |

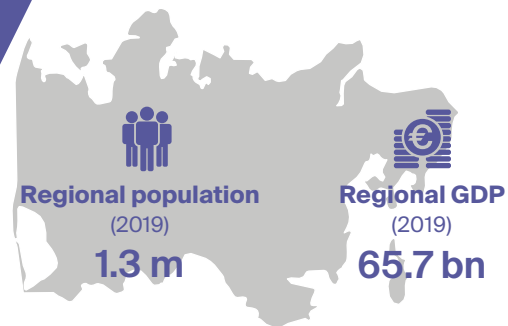
Seat share governing parties



| Party | EU political group | Share |
|-------------------|--------------------|--------|
| GOVERNMENT | | |
| ● SD | SD | 22.0 % |
| OPPOSITION | | |
| ● KFP | CD | 24.4 % |
| ● ERG | UL | 14.6 % |
| ● DRV | L | 12.2 % |
| ● V | L | 12.2 % |
| ● SF | Greens | 9.8 % |
| ● DFP | ID | 2.4 % |
| ● NB | NA | 2.4 % |

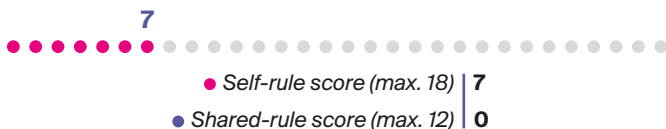
Central Denmark Region

Midtjylland



REGIONAL AUTHORITY

Regional Authority Index (RAI)



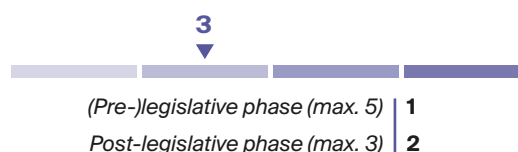
REGIONAL EU INVOLVEMENT

Regional members in Committee of the Regions | 2
Parliamentary right to EWS participation | X ✓

REGIONAL GOVERNMENT

| | |
|---------------------------------|------------------------------|
| Form of government | Assembly independent |
| Early dissolution of parliament | Not possible |
| Early termination of executive | Not possible |
| <i>Appointment mode:</i> | |
| ▶ head of executive | Elected by regional assembly |
| ▶ other members of executive | Consociationalism |

Domestic EU Policy Shaping (DEUPS)

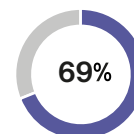


REGIONAL PARLIAMENT & ELECTIONS

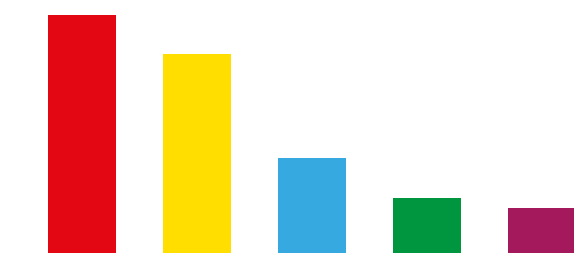
| | |
|---------------------|-------------------|
| Regional parliament | Regionsråd |
| Number of seats | 41 |
| Electoral rule | Proportional list |
| Election term | 4 years |

| | |
|---------------------------|--------------|
| Election date | Nov 16, 2021 |
| Electorate | 1 061 947 |
| Number of competing lists | 17 |

Turnout

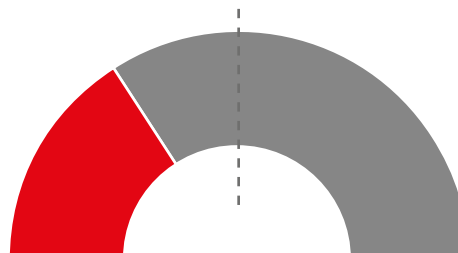


Vote share top 10



| Party | EU political group | Share |
|-------|--------------------|--------|
| SD | SD | 29.3 % |
| V | L | 24.7 % |
| KFP | CD | 12.1 % |
| SF | Greens | 7.2 % |
| ERG | UL | 6.1 % |
| DRV | L | 5.0 % |
| DFP | ID | 4.0 % |
| NB | NA | 3.7 % |
| KRF | NA | 2.7 % |
| PL | NA | 1.9 % |

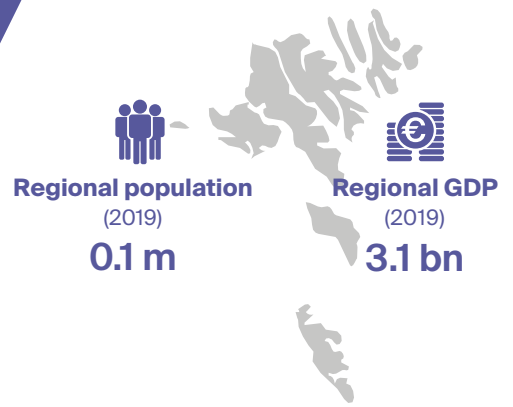
Seat share governing parties



| Party | EU political group | Share |
|-------------------|--------------------|--------|
| GOVERNMENT | | |
| SD | SD | 31.7 % |
| OPPOSITION | | |
| V | L | 26.8 % |
| KFP | CD | 14.6 % |
| SF | Greens | 7.3 % |
| DRV | L | 4.9 % |
| ERG | UL | 4.9 % |
| DFP | ID | 2.4 % |
| KRF | NA | 2.4 % |
| NB | NA | 2.4 % |
| PL | NA | 2.4 % |

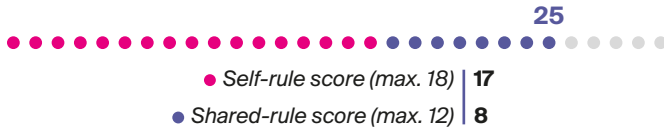
Faroe Islands

Føroyar – This region is not part of the EU.



REGIONAL AUTHORITY

Regional Authority Index (RAI)



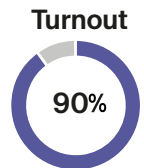
REGIONAL GOVERNMENT

| | |
|---------------------------------|---|
| Form of government | Parliamentary democracy |
| Early dissolution of parliament | Regional assembly |
| Early termination of executive | Simple majority |
| <i>Appointment mode:</i> | |
| ▶ head of executive | Elected by regional assembly |
| ▶ other members of executive | Elected at once by regional assembly |

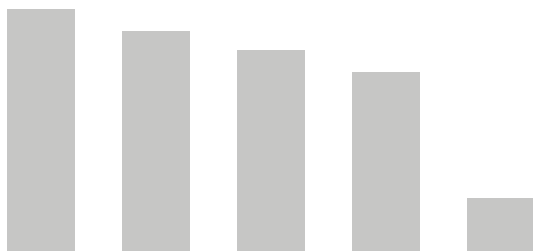
REGIONAL PARLIAMENT & ELECTIONS

| | |
|---------------------|--------------------------|
| Regional parliament | Løgting |
| Number of seats | 33 |
| Electoral rule | Proportional list |
| Election term | 4 years |

| | |
|---------------------------|---------------------|
| Election date | Aug 31, 2019 |
| Electorate | 37 821 |
| Number of competing lists | 9 |

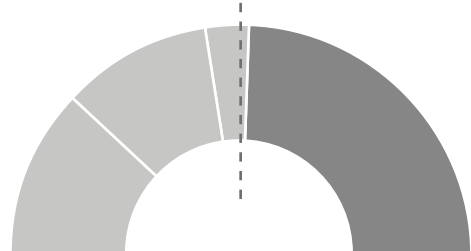


Vote share top 10



| Party | EU political group | Share |
|-------|--------------------|--------|
| ● FF | NA | 24.5 % |
| ● JF | NA | 22.2 % |
| ● SF | NA | 20.3 % |
| ● TF | NA | 18.1 % |
| ● TCP | NA | 5.4 % |
| ● F | NA | 4.6 % |
| ● SSF | NA | 3.4 % |
| ● FRK | NA | 0.9 % |
| ● TPF | NA | 0.5 % |

Seat share governing parties



| Party | EU political group | Share |
|-------------------|--------------------|--------|
| GOVERNMENT | | |
| ● SF | NA | 24.2 % |
| ● FF | NA | 21.2 % |
| ● TCP | NA | 6.1 % |
| OPPOSITION | | |
| ● JF | NA | 21.2 % |
| ● TF | NA | 18.2 % |
| ● F | NA | 6.1 % |
| ● SSF | NA | 3.0 % |

Greenland

Kalaallit Nunaat – This region is not part of the EU.



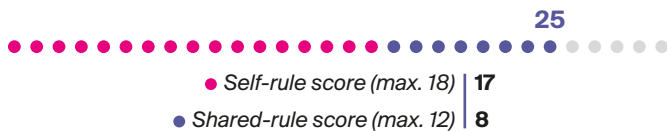
Regional population
(2019)
0.1 m



Regional GDP
(2019)
2.8 bn

REGIONAL AUTHORITY

Regional Authority Index (RAI)



REGIONAL GOVERNMENT

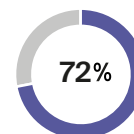
| | |
|---------------------------------|---|
| Form of government | Parliamentary democracy |
| Early dissolution of parliament | Regional assembly |
| Early termination of executive | Simple majority |
| <i>Appointment mode:</i> | |
| ▶ head of executive | Elected by regional assembly |
| ▶ other members of executive | Elected at once by regional assembly |

REGIONAL PARLIAMENT & ELECTIONS

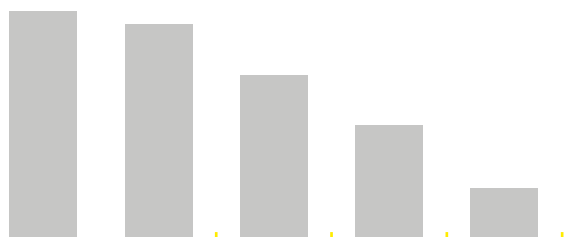
| | |
|---------------------|--------------------------|
| Regional parliament | Inatsisartut |
| Number of seats | 31 |
| Electoral rule | Proportional list |
| Election term | 4 years |

| | |
|---------------------------|---------------------|
| Election date | Apr 24, 2018 |
| Electorate | 40 769 |
| Number of competing lists | 7 |

Turnout

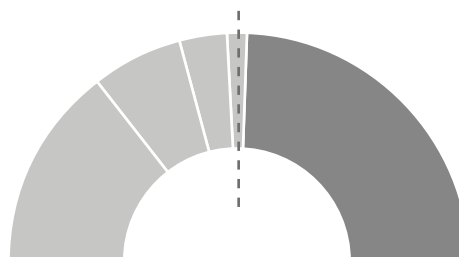


Vote share top 10



| Party | EU political group | Share |
|-------|--------------------|--------|
| ● S | NA | 27.4 % |
| ● IA | NA | 25.8 % |
| ● D | NA | 19.7 % |
| ● PN | NA | 13.6 % |
| ● A | NA | 6.0 % |
| ● SA | NA | 4.1 % |
| ● NQ | NA | 3.5 % |

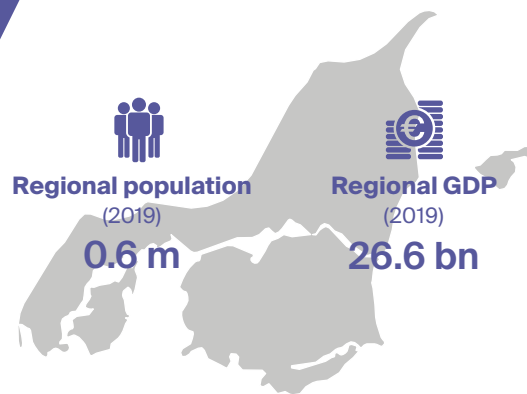
Seat share governing parties



| Party | EU political group | Share |
|-------------------|--------------------|--------|
| GOVERNMENT | | |
| ● S | NA | 29.0 % |
| ● PN | NA | 12.9 % |
| ● A | NA | 6.5 % |
| ● NQ | NA | 3.2 % |
| OPPOSITION | | |
| ● IA | NA | 25.8 % |
| ● D | NA | 19.4 % |
| ● SA | NA | 3.2 % |

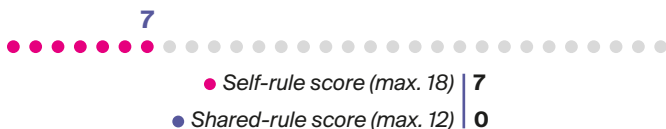
North Jutland Region

Nordjylland



REGIONAL AUTHORITY

Regional Authority Index (RAI)



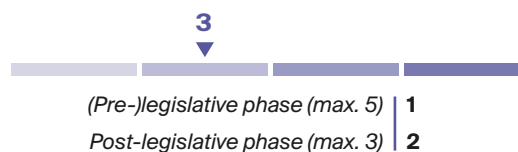
REGIONAL EU INVOLVEMENT

Regional members in Committee of the Regions | 0
Parliamentary right to EWS participation | X ✓

REGIONAL GOVERNMENT

| | |
|---------------------------------|------------------------------|
| Form of government | Assembly independent |
| Early dissolution of parliament | Not possible |
| Early termination of executive | Not possible |
| <i>Appointment mode:</i> | |
| ▶ head of executive | Elected by regional assembly |
| ▶ other members of executive | Consociationalism |

Domestic EU Policy Shaping (DEUPS)

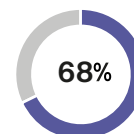


REGIONAL PARLIAMENT & ELECTIONS

| | |
|---------------------|-------------------|
| Regional parliament | Regionsråd |
| Number of seats | 41 |
| Electoral rule | Proportional list |
| Election term | 4 years |

| | |
|---------------------------|--------------|
| Election date | Nov 16, 2021 |
| Electorate | 981 047 |
| Number of competing lists | 17 |

Turnout

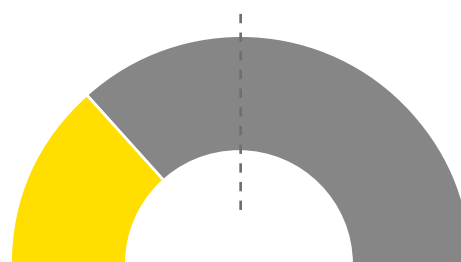


Vote share top 10



| Party | EU political group | Share |
|-------|--------------------|--------|
| SD | SD | 35.0 % |
| V | L | 25.2 % |
| KFP | CD | 15.8 % |
| ERG | UL | 4.6 % |
| NB | NA | 4.3 % |
| SF | Greens | 4.2 % |
| DFP | ID | 3.9 % |
| DRV | L | 3.7 % |
| LA | NA | 1.1 % |
| KRF | NA | 0.9 % |

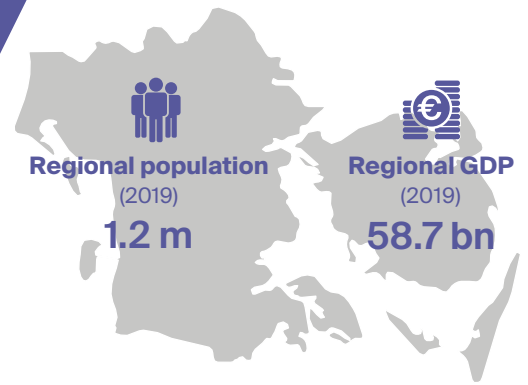
Seat share governing parties



| Party | EU political group | Share |
|-------------------|--------------------|--------|
| GOVERNMENT | | |
| V | L | 26.8 % |
| OPPOSITION | | |
| SD | SD | 36.6 % |
| KFP | CD | 17.1 % |
| ERG | UL | 4.9 % |
| NB | NA | 4.9 % |
| SF | Greens | 4.9 % |
| DFP | ID | 2.4 % |
| DRV | L | 2.4 % |

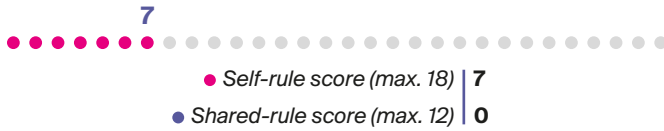
Region of Southern Denmark

Syddanmark



REGIONAL AUTHORITY

Regional Authority Index (RAI)



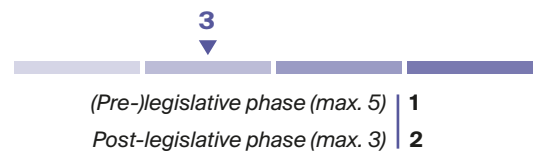
REGIONAL EU INVOLVEMENT

Regional members in Committee of the Regions | 2
Parliamentary right to EWS participation | X ✓

REGIONAL GOVERNMENT

| | |
|---------------------------------|-------------------------------------|
| Form of government | Assembly independent |
| Early dissolution of parliament | Not possible |
| Early termination of executive | Not possible |
| <i>Appointment mode:</i> | |
| ▶ head of executive | Elected by regional assembly |
| ▶ other members of executive | Consociationalism |

Domestic EU Policy Shaping (DEUPS)

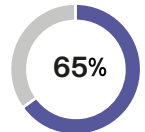


REGIONAL PARLIAMENT & ELECTIONS

| | |
|---------------------|--------------------------|
| Regional parliament | Regionsråd |
| Number of seats | 41 |
| Electoral rule | Proportional list |
| Election term | 4 years |

| | |
|---------------------------|---------------------|
| Election date | Nov 16, 2021 |
| Electorate | 1 476 172 |
| Number of competing lists | 18 |

Turnout

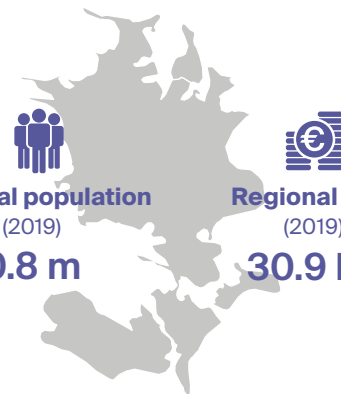


Vote share top 10

| Party | EU political group | Share |
|-------|--------------------|-------|
| V | L | 39.2% |
| SD | SD | 25.9% |
| KFP | CD | 7.7% |
| SF | Greens | 6.4% |
| NB | NA | 4.6% |
| ERG | UL | 4.3% |
| DFP | ID | 4.3% |
| DRV | L | 4.2% |
| LA | NA | 0.9% |
| KRF | NA | 0.9% |

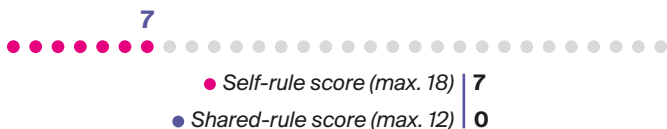
Seat share governing parties

| Party | EU political group | Share |
|-------------------|--------------------|-------|
| GOVERNMENT | | |
| V | L | 41.5% |
| OPPOSITION | | |
| SD | SD | 29.3% |
| KFP | CD | 7.3% |
| DRV | L | 4.9% |
| ERG | UL | 4.9% |
| NB | NA | 4.9% |
| SF | Greens | 4.9% |
| DFP | ID | 2.4% |



REGIONAL AUTHORITY

Regional Authority Index (RAI)



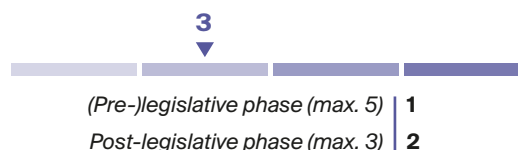
REGIONAL EU INVOLVEMENT

Regional members in Committee of the Regions | 0
Parliamentary right to EWS participation | X ✓

REGIONAL GOVERNMENT

| | |
|---------------------------------|-------------------------------------|
| Form of government | Assembly independent |
| Early dissolution of parliament | Not possible |
| Early termination of executive | Not possible |
| <i>Appointment mode:</i> | |
| ▶ head of executive | Elected by regional assembly |
| ▶ other members of executive | Consociationalism |

Domestic EU Policy Shaping (DEUPS)

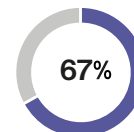


REGIONAL PARLIAMENT & ELECTIONS

| | |
|---------------------|--------------------------|
| Regional parliament | Regionsråd |
| Number of seats | 41 |
| Electoral rule | Proportional list |
| Election term | 4 years |

| | |
|---------------------------|---------------------|
| Election date | Nov 16, 2021 |
| Electorate | 676 786 |
| Number of competing lists | 16 |

Turnout



Vote share top 10

| Party | EU political group | Share |
|-------|--------------------|--------|
| SD | SD | 35.3 % |
| V | L | 21.1 % |
| KFP | CD | 11.8 % |
| SF | Greens | 6.9 % |
| DFP | ID | 6.0 % |
| ERG | UL | 5.6 % |
| NB | NA | 5.3 % |
| DRV | L | 3.7 % |
| LA | NA | 1.7 % |
| GUL | NA | 0.5 % |

Seat share governing parties

| Party | EU political group | Share |
|-------------------|--------------------|--------|
| GOVERNMENT | | |
| SD | SD | 36.6 % |
| OPPOSITION | | |
| V | L | 24.4 % |
| KFP | CD | 12.2 % |
| SF | Greens | 7.3 % |
| DFP | ID | 4.9 % |
| DRV | L | 4.9 % |
| ERG | UL | 4.9 % |
| NB | NA | 4.9 % |



Population
(2019)
5.5 m

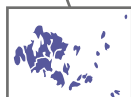


Nominal GDP
(2019)
251.4 bn

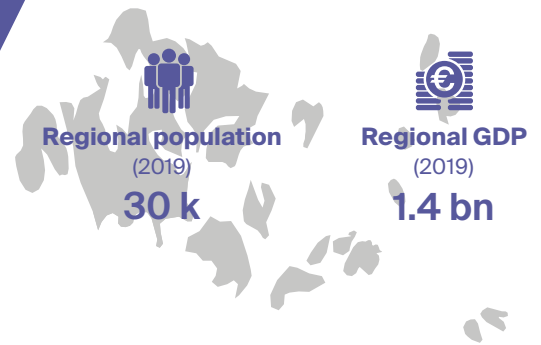


**REGIONS WITH
REGIONAL DEMOCRACY**

| Åland Islands

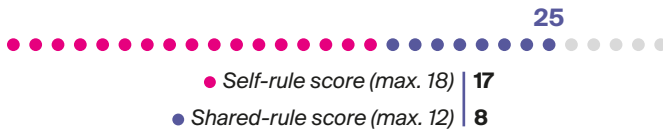



Helsinki



REGIONAL AUTHORITY

Regional Authority Index (RAI)



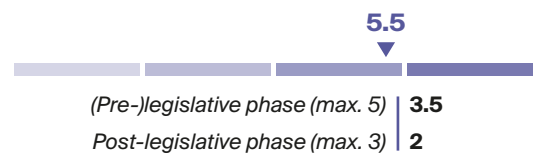
REGIONAL GOVERNMENT

| | |
|---------------------------------|--------------------------------------|
| Form of government | Parliamentary democracy |
| Early dissolution of parliament | Regional assembly |
| Early termination of executive | Simple majority |
| <i>Appointment mode:</i> | |
| ▶ head of executive | Elected by regional assembly |
| ▶ other members of executive | Elected at once by regional assembly |

REGIONAL EU INVOLVEMENT

| | |
|--|-----|
| Regional members in Committee of the Regions | 1 |
| Parliamentary right to EWS participation | × ✓ |
| Participation in REGPEX | × ✓ |
| Number subsidiarity complaints since 2010 | 0 |

Domestic EU Policy Shaping (DEUPS)

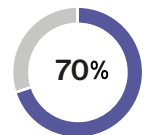


REGIONAL PARLIAMENT & ELECTIONS

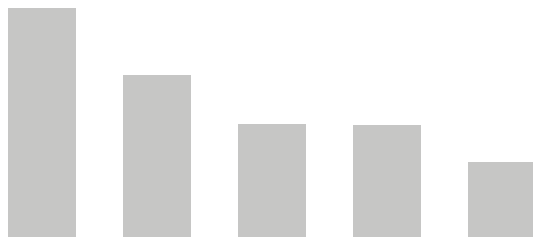
| | |
|---------------------|-------------------|
| Regional parliament | Lagting |
| Number of seats | 30 |
| Electoral rule | Proportional list |
| Election term | 4 years |

| | |
|---------------------------|--------------|
| Election date | Oct 20, 2019 |
| Electorate | 20 946 |
| Number of competing lists | 8 |

Turnout

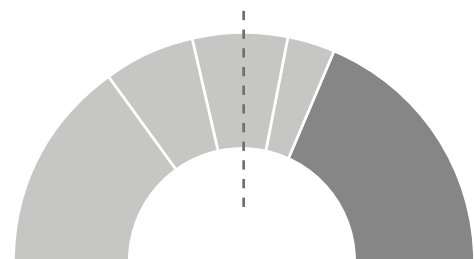


Vote share top 10



| Party | EU political group | Share |
|-------|--------------------|--------|
| ● C | NA | 27.8 % |
| ● L | NA | 19.7 % |
| ● M | NA | 13.8 % |
| ● Ob | NA | 13.6 % |
| ● S | NA | 9.2 % |
| ● HI | NA | 8.3 % |
| ● AF | NA | 4.7 % |
| ● AD | NA | 2.9 % |

Seat share governing parties



| Party | EU political group | Share |
|-------------------|--------------------|--------|
| GOVERNMENT | | |
| ● C | NA | 30.0 % |
| ● M | NA | 13.3 % |
| ● Ob | NA | 13.3 % |
| ● HI | NA | 6.7 % |
| OPPOSITION | | |
| ● L | NA | 20.0 % |
| ● S | NA | 10.0 % |
| ● AD | NA | 3.3 % |
| ● AF | NA | 3.3 % |



Population
(2019)

677 m



Nominal GDP
(2019)

2 500.9 bn



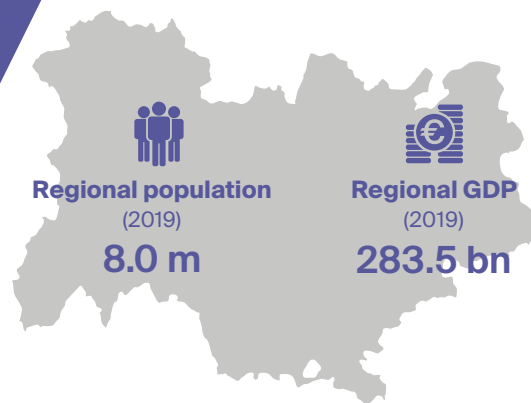
Paris

REGIONS WITH REGIONAL DEMOCRACY

- Auvergne-Rhône-Alpes
- Bourgogne-Franche-Comté
- Brittany
- Centre-Val de Loire
- Corsica
- Grand Est
- Hauts-de-France
- Île-de-France ●
- Normandy
- Nouvelle-Aquitaine
- Occitanie
- Pays de la Loire
- Provence-Alpes-Côte d'Azur

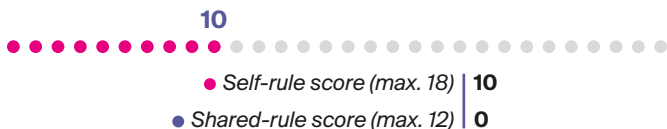
Auvergne-Rhône-Alpes

Auvergne-Rhône-Alpes



REGIONAL AUTHORITY

Regional Authority Index (RAI)



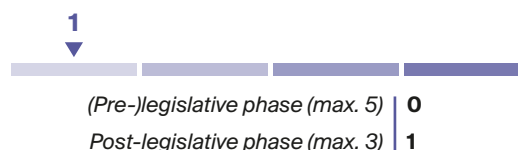
REGIONAL EU INVOLVEMENT

Regional members in Committee of the Regions | 1
Parliamentary right to EWS participation | X ✓

REGIONAL GOVERNMENT

| | |
|---------------------------------|--------------------------------------|
| Form of government | Assembly independent |
| Early dissolution of parliament | Not possible |
| Early termination of executive | Not possible |
| <i>Appointment mode:</i> | |
| ▶ head of executive | Elected by regional assembly |
| ▶ other members of executive | Elected at once by regional assembly |

Domestic EU Policy Shaping (DEUPS)

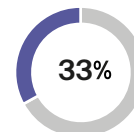


REGIONAL PARLIAMENT & ELECTIONS


| | |
|---------------------|------------------|
| Regional parliament | Conseil Régional |
| Number of seats | 204 |
| Electoral rule | Mixed |
| Election term | 6 years |

| | |
|---------------------------|--------------|
| Election date | Jun 20, 2021 |
| Electorate | 5 403 344 |
| Number of competing lists | 9 |

Turnout

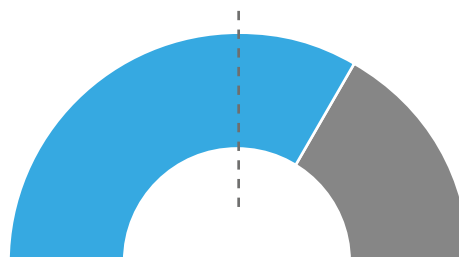


Vote share top 10



| Party | EU political group | Share |
|--------|--------------------|--------|
| LUD | CD | 43.8 % |
| Verts | Greens | 14.5 % |
| RN | ID | 12.3 % |
| LUG | SD | 11.4 % |
| LUC | L | 9.8 % |
| LUGRad | UL | 5.6 % |
| LO | NA | 1.6 % |
| DIV | NA | 0.7 % |
| UDMF | NA | 0.3 % |

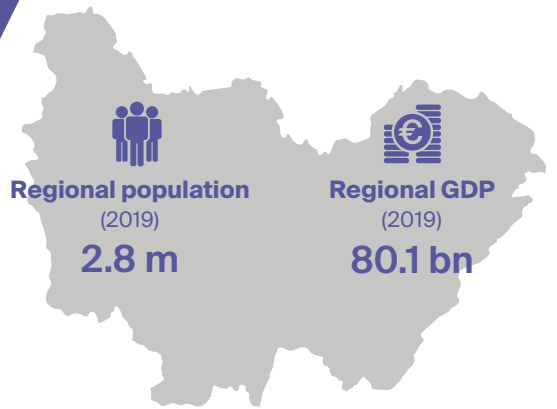
Seat share governing parties



| Party | EU political group | Share |
|-------------------|--------------------|--------|
| GOVERNMENT | | |
| LUD | CD | 66.7 % |
| OPPOSITION | | |
| Verts | Greens | 13.7 % |
| RN | ID | 8.3 % |
| LUG | SD | 8.3 % |
| LUGRad | UL | 2.9 % |

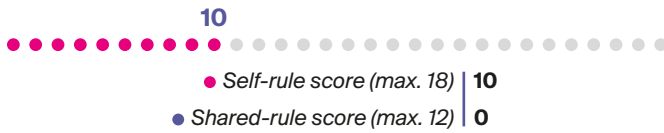
Bourgogne-Franche-Comté

Bourgogne-Franche-Comté



REGIONAL AUTHORITY

Regional Authority Index (RAI)



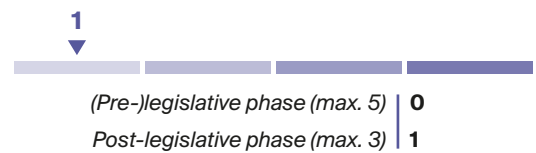
REGIONAL EU INVOLVEMENT

Regional members in Committee of the Regions | 2
Parliamentary right to EWS participation | X ✓

REGIONAL GOVERNMENT

| | |
|---------------------------------|--------------------------------------|
| Form of government | Assembly independent |
| Early dissolution of parliament | Not possible |
| Early termination of executive | Not possible |
| Appointment mode: | |
| ▶ head of executive | Elected by regional assembly |
| ▶ other members of executive | Elected at once by regional assembly |

Domestic EU Policy Shaping (DEUPS)

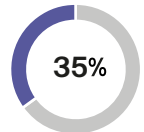


REGIONAL PARLIAMENT & ELECTIONS

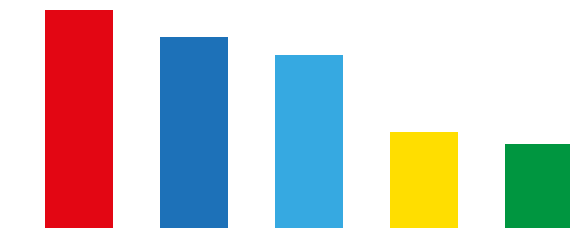
| | |
|---------------------|------------------|
| Regional parliament | Conseil Régional |
| Number of seats | 100 |
| Electoral rule | Mixed |
| Election term | 6 years |

| | |
|---------------------------|--------------|
| Election date | Jun 20, 2021 |
| Electorate | 1 967 032 |
| Number of competing lists | 7 |

Turnout

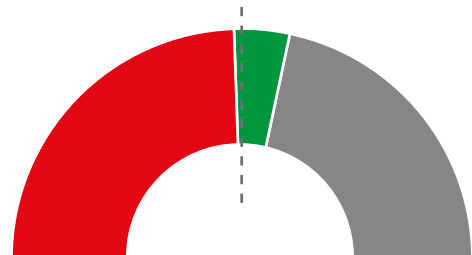


Vote share top 10

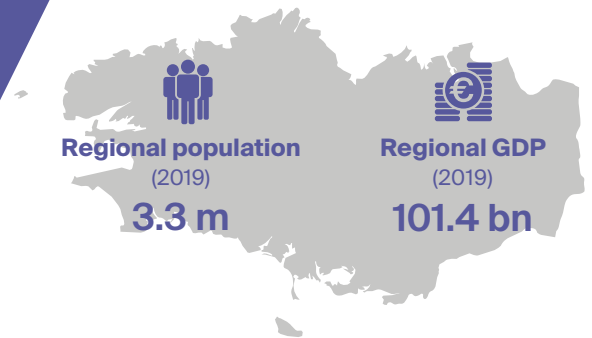


| Party | EU political group | Share |
|--------|--------------------|--------|
| LUG | SD | 26.5 % |
| RN | ID | 23.2 % |
| LUD | CD | 21.0 % |
| LUC | L | 11.7 % |
| Verts | Greens | 10.3 % |
| LUGRad | UL | 4.5 % |
| LO | NA | 2.7 % |

Seat share governing parties

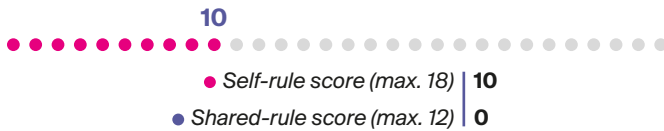


| Party | EU political group | Share |
|-------------------|--------------------|--------|
| GOVERNMENT | | |
| LUG | SD | 49.0 % |
| Verts | Greens | 8.0 % |
| OPPOSITION | | |
| RN | ID | 18.0 % |
| LUD | CD | 18.0 % |
| LUC | L | 7.0 % |



REGIONAL AUTHORITY

Regional Authority Index (RAI)



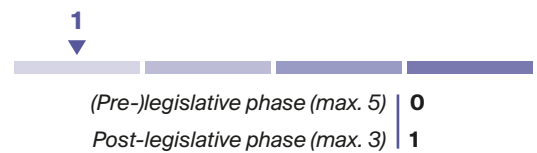
REGIONAL EU INVOLVEMENT

Regional members in Committee of the Regions | 3
Parliamentary right to EWS participation | X ✓

REGIONAL GOVERNMENT

| | |
|---------------------------------|--------------------------------------|
| Form of government | Assembly independent |
| Early dissolution of parliament | Not possible |
| Early termination of executive | Not possible |
| <i>Appointment mode:</i> | |
| ▶ head of executive | Elected by regional assembly |
| ▶ other members of executive | Elected at once by regional assembly |

Domestic EU Policy Shaping (DEUPS)

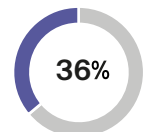


REGIONAL PARLIAMENT & ELECTIONS

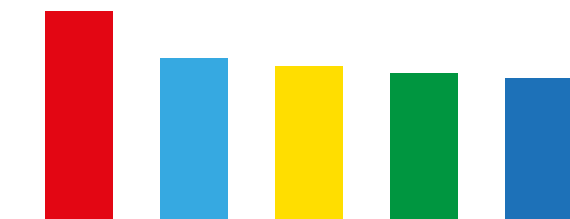
| | |
|---------------------|------------------|
| Regional parliament | Conseil Régional |
| Number of seats | 83 |
| Electoral rule | Mixed |
| Election term | 6 years |

| | |
|---------------------------|--------------|
| Election date | Jun 20, 2021 |
| Electorate | 2 493 602 |
| Number of competing lists | 13 |

Turnout

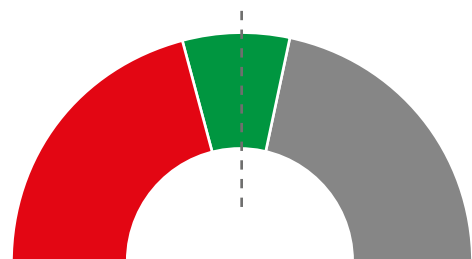


Vote share top 10

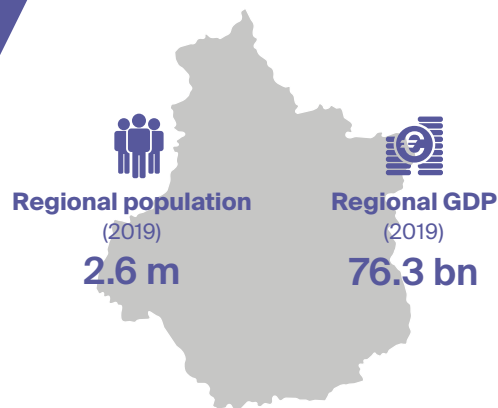


| Party | EU political group | Share |
|--------|--------------------|--------|
| LUG | SD | 21.0 % |
| LUD | CD | 16.3 % |
| LUC | L | 15.5 % |
| Verts | Greens | 14.8 % |
| RN | ID | 14.3 % |
| ECO | NA | 6.5 % |
| LUGRad | UL | 5.6 % |
| LO | NA | 2.3 % |
| REG | NA | 1.5 % |
| DLF | NA | 1.4 % |

Seat share governing parties

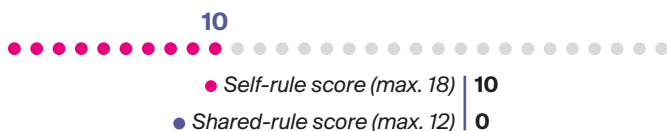


| Party | EU political group | Share |
|-------------------|--------------------|--------|
| GOVERNMENT | | |
| LUG | SD | 42.2 % |
| Verts | Greens | 14.5 % |
| OPPOSITION | | |
| LUD | CD | 16.9 % |
| LUC | L | 10.8 % |
| RN | ID | 9.6 % |
| ECO | NA | 6.0 % |



REGIONAL AUTHORITY

Regional Authority Index (RAI)



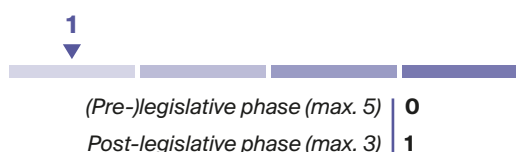
REGIONAL EU INVOLVEMENT

Regional members in Committee of the Regions | 2
Parliamentary right to EWS participation | X ✓

REGIONAL GOVERNMENT

| | |
|---------------------------------|--------------------------------------|
| Form of government | Assembly independent |
| Early dissolution of parliament | Not possible |
| Early termination of executive | Not possible |
| <i>Appointment mode:</i> | |
| ▶ head of executive | Elected by regional assembly |
| ▶ other members of executive | Elected at once by regional assembly |

Domestic EU Policy Shaping (DEUPS)

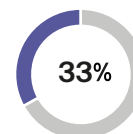


REGIONAL PARLIAMENT & ELECTIONS

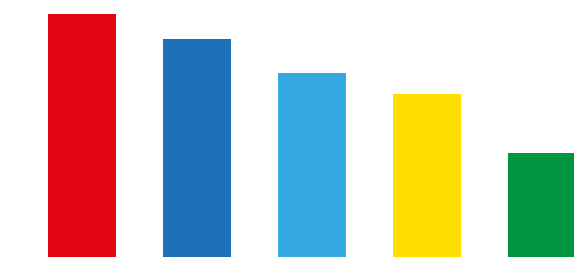
| | |
|---------------------|------------------|
| Regional parliament | Conseil Régional |
| Number of seats | 77 |
| Electoral rule | Mixed |
| Election term | 6 years |

| | |
|---------------------------|--------------|
| Election date | Jun 20, 2021 |
| Electorate | 1 816 435 |
| Number of competing lists | 7 |

Turnout

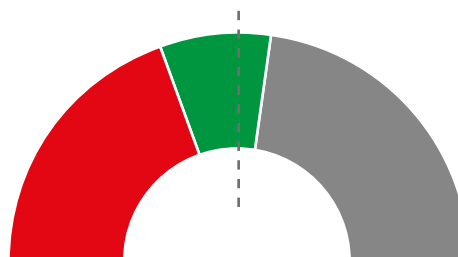


Vote share top 10



| Party | EU political group | Share |
|-------|--------------------|--------|
| LUG | SD | 24.8 % |
| RN | ID | 22.2 % |
| LUD | CD | 18.8 % |
| LUC | L | 16.7 % |
| Verts | Greens | 10.8 % |
| ECO | NA | 4.1 % |
| LO | NA | 2.6 % |

Seat share governing parties



| Party | EU political group | Share |
|-------------------|--------------------|--------|
| GOVERNMENT | | |
| LUG | SD | 39.0 % |
| Verts | Greens | 15.6 % |
| OPPOSITION | | |
| RN | ID | 16.9 % |
| LUD | CD | 16.9 % |
| LUC | L | 11.7 % |



Regional population
(2019)
0.3 m



Regional GDP
(2019)
9.8 bn



REGIONAL AUTHORITY

Regional Authority Index (RAI)

12.5



● Self-rule score (max. 18) | **10**

● Shared-rule score (max. 12) | **2.5**

REGIONAL EU INVOLVEMENT

Regional members in Committee of the Regions | **1**

Parliamentary right to EWS participation | **X ✓**

REGIONAL GOVERNMENT

| | |
|---------------------------------|---|
| Form of government | Assembly independent |
| Early dissolution of parliament | Not possible |
| Early termination of executive | Not possible |
| <i>Appointment mode:</i> | |
| ▶ head of executive | Elected by regional assembly |
| ▶ other members of executive | Elected at once by regional assembly |

Domestic EU Policy Shaping (DEUPS)

1

(Pre-)legislative phase (max. 5) | **0**

Post-legislative phase (max. 3) | **1**

REGIONAL PARLIAMENT & ELECTIONS

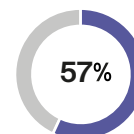
| | |
|---------------------|-------------------------|
| Regional parliament | Conseil Régional |
| Number of seats | 63 |
| Electoral rule | Mixed |
| Election term | 6 years |

Election date | **Jun 20, 2021**

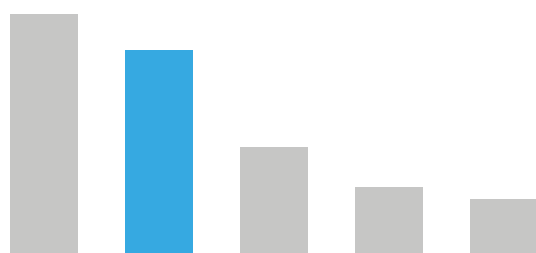
Electorate | **239 808**

Number of competing lists | **10**

Turnout

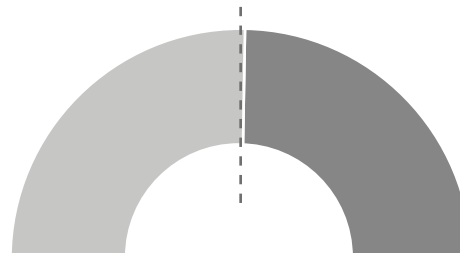


Vote share top 10

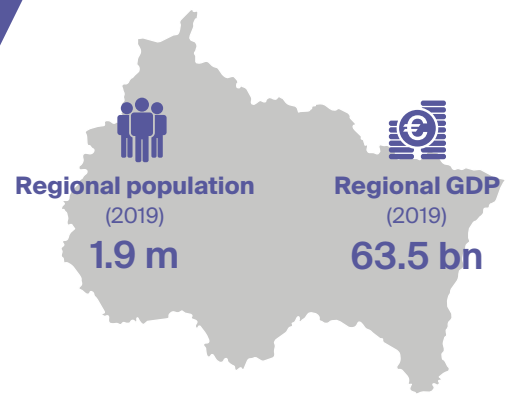


| Party | EU political group | Share |
|-------|--------------------|--------|
| FaC | NA | 29.2 % |
| LUD | CD | 24.9 % |
| PNC | NA | 13.2 % |
| Rin | NA | 8.4 % |
| CL | NA | 6.9 % |
| LUC | L | 5.9 % |
| RN | ID | 4.0 % |
| Verts | Greens | 3.7 % |
| PCF | NA | 3.2 % |
| EXD | NA | 0.6 % |

Seat share governing parties

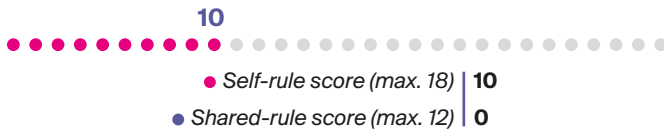


| Party | EU political group | Share |
|-------------------|--------------------|--------|
| GOVERNMENT | | |
| FaC | NA | 50.8 % |
| OPPOSITION | | |
| LUD | CD | 27.0 % |
| PNC | NA | 11.1 % |
| Rin | NA | 9.5 % |
| CL | NA | 1.6 % |



REGIONAL AUTHORITY

Regional Authority Index (RAI)



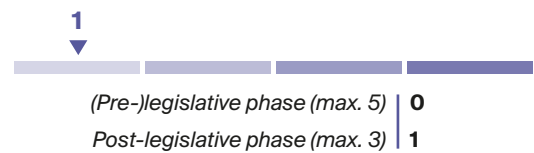
REGIONAL EU INVOLVEMENT

Regional members in Committee of the Regions | 2
Parliamentary right to EWS participation | X ✓

REGIONAL GOVERNMENT

| | |
|---------------------------------|--------------------------------------|
| Form of government | Assembly independent |
| Early dissolution of parliament | Not possible |
| Early termination of executive | Not possible |
| <i>Appointment mode:</i> | |
| ▶ head of executive | Appointment by central government |
| ▶ other members of executive | Elected at once by regional assembly |

Domestic EU Policy Shaping (DEUPS)

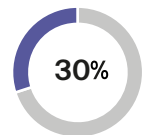


REGIONAL PARLIAMENT & ELECTIONS

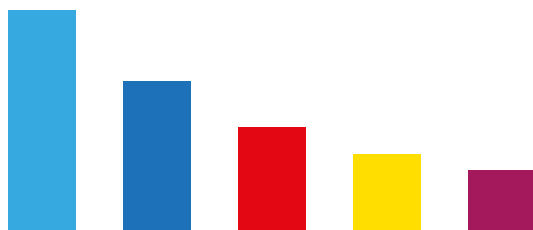
| | |
|---------------------|------------------|
| Regional parliament | Conseil Régional |
| Number of seats | 169 |
| Electoral rule | Mixed |
| Election term | 6 years |

| | |
|---------------------------|--------------|
| Election date | Mar 20, 2019 |
| Electorate | 3 829 952 |
| Number of competing lists | 9 |

Turnout

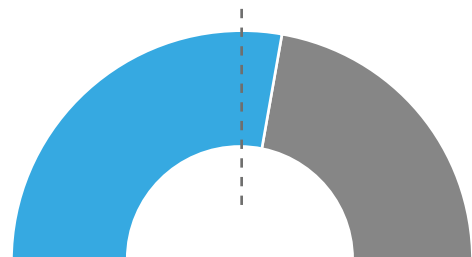


Vote share top 10



| Party | EU political group | Share |
|--------|--------------------|-------|
| LUD | CD | 31.2% |
| RN | ID | 21.1% |
| LUGE | SD | 14.6% |
| LUC | L | 10.8% |
| LUGRad | UL | 8.6% |
| LDSV | NA | 7.0% |
| REG | NA | 3.7% |
| LO | NA | 2.6% |
| UDMF | NA | 0.5% |

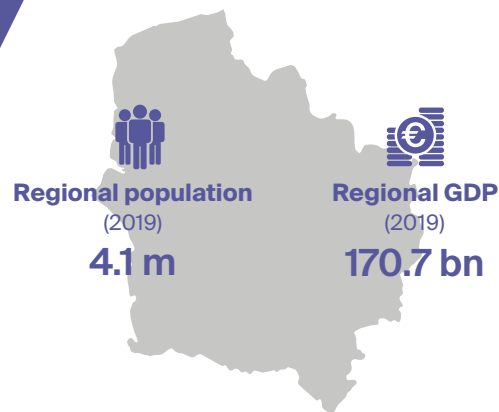
Seat share governing parties



| Party | EU political group | Share |
|-------------------|--------------------|-------|
| GOVERNMENT | | |
| LUD | CD | 55.6% |
| OPPOSITION | | |
| RN | ID | 19.5% |
| LUGE | SD | 16.0% |
| LUC | L | 8.9% |

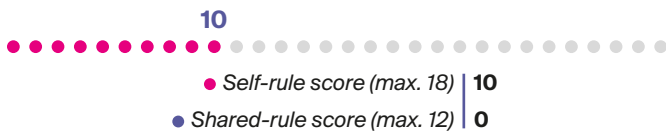
Hauts-de-France

Hauts-de-France



REGIONAL AUTHORITY

Regional Authority Index (RAI)



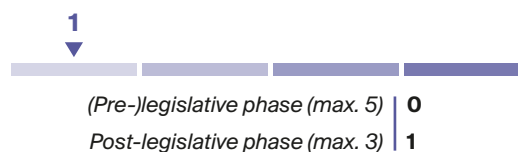
REGIONAL EU INVOLVEMENT

Regional members in Committee of the Regions | 1
Parliamentary right to EWS participation | X ✓

REGIONAL GOVERNMENT

| | |
|---------------------------------|--------------------------------------|
| Form of government | Assembly independent |
| Early dissolution of parliament | Not possible |
| Early termination of executive | Not possible |
| <i>Appointment mode:</i> | |
| ▶ head of executive | Elected by regional assembly |
| ▶ other members of executive | Elected at once by regional assembly |

Domestic EU Policy Shaping (DEUPS)

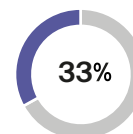


REGIONAL PARLIAMENT & ELECTIONS

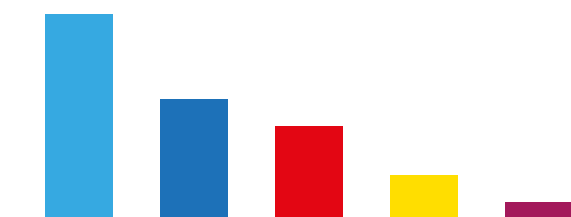
| | |
|---------------------|------------------|
| Regional parliament | Conseil Régional |
| Number of seats | 170 |
| Electoral rule | Mixed |
| Election term | 6 years |

| | |
|---------------------------|--------------|
| Election date | Jun 20, 2021 |
| Electorate | 4 226 927 |
| Number of competing lists | 7 |

Turnout

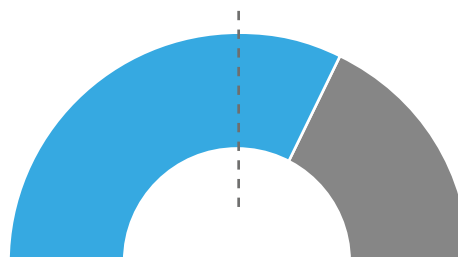


Vote share top 10

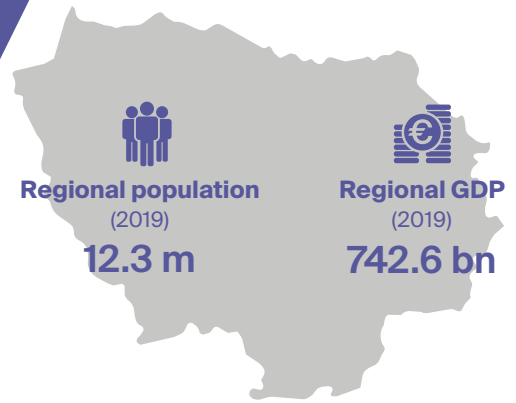


| Party | EU political group | Share |
|-------|--------------------|--------|
| LUD | CD | 41.4 % |
| RN | ID | 24.4 % |
| LUGE | SD | 19.0 % |
| LUC | L | 9.1 % |
| LO | NA | 3.6 % |
| DLF | NA | 2.0 % |
| VOLT | NA | 0.5 % |

Seat share governing parties

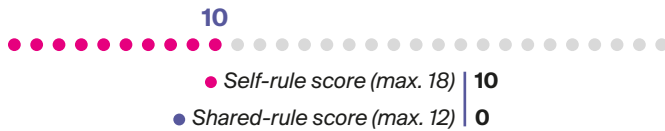


| Party | EU political group | Share |
|-------------------|--------------------|--------|
| GOVERNMENT | | |
| LUD | CD | 64.7 % |
| OPPOSITION | | |
| RN | ID | 18.8 % |
| LUGE | SD | 16.5 % |



REGIONAL AUTHORITY

Regional Authority Index (RAI)



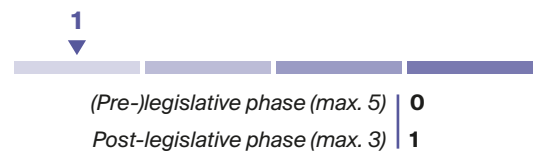
REGIONAL EU INVOLVEMENT

Regional members in Committee of the Regions | 1
Parliamentary right to EWS participation | X ✓

REGIONAL GOVERNMENT

| | |
|---------------------------------|--------------------------------------|
| Form of government | Assembly independent |
| Early dissolution of parliament | Not possible |
| Early termination of executive | Not possible |
| <i>Appointment mode:</i> | |
| ▶ head of executive | Elected by regional assembly |
| ▶ other members of executive | Elected at once by regional assembly |

Domestic EU Policy Shaping (DEUPS)

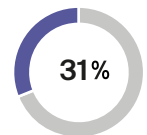


REGIONAL PARLIAMENT & ELECTIONS

| | |
|---------------------|------------------|
| Regional parliament | Conseil Régional |
| Number of seats | 209 |
| Electoral rule | Mixed |
| Election term | 6 years |

| | |
|---------------------------|--------------|
| Election date | Jun 20, 2021 |
| Electorate | 7 240 231 |
| Number of competing lists | 11 |

Turnout

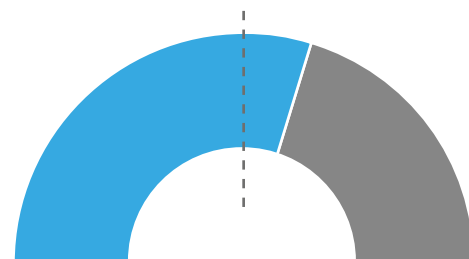


Vote share top 10



| Party | EU political group | Share |
|--------|--------------------|-------|
| LUD | CD | 36.2% |
| RN | ID | 13.1% |
| Verts | Greens | 13.0% |
| LUC | L | 11.8% |
| LUG | SD | 11.1% |
| LUGRad | UL | 10.2% |
| ECO | NA | 1.8% |
| LO | NA | 1.5% |
| UDMF | NA | 0.6% |
| DIV | NA | 0.5% |

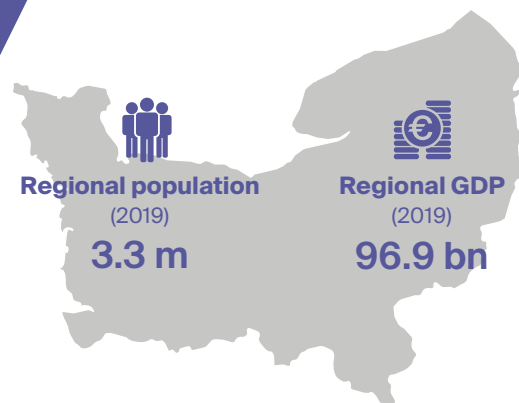
Seat share governing parties



| Party | EU political group | Share |
|-------------------|--------------------|-------|
| GOVERNMENT | | |
| LUD | CD | 59.8% |
| OPPOSITION | | |
| LUGRad | UL | 8.6% |
| Verts | Greens | 8.6% |
| LUG | SD | 8.1% |
| RN | ID | 7.7% |
| LUC | L | 7.2% |

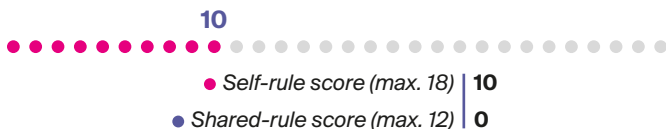
Normandy

Normandie



REGIONAL AUTHORITY

Regional Authority Index (RAI)



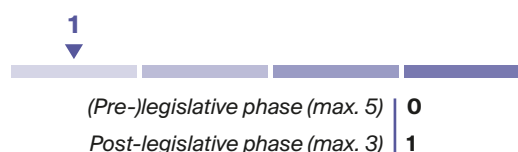
REGIONAL EU INVOLVEMENT

Regional members in Committee of the Regions | 0
Parliamentary right to EWS participation | X ✓

REGIONAL GOVERNMENT

| | |
|---------------------------------|--------------------------------------|
| Form of government | Assembly independent |
| Early dissolution of parliament | Not possible |
| Early termination of executive | Not possible |
| <i>Appointment mode:</i> | |
| ▶ head of executive | Elected by regional assembly |
| ▶ other members of executive | Elected at once by regional assembly |

Domestic EU Policy Shaping (DEUPS)

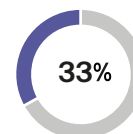


REGIONAL PARLIAMENT & ELECTIONS

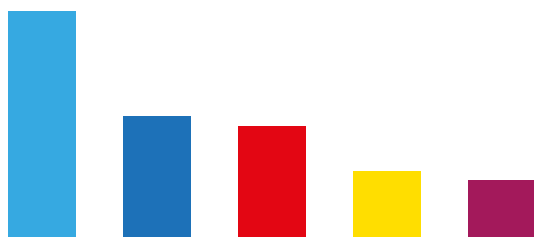
| | |
|---------------------|------------------|
| Regional parliament | Conseil Régional |
| Number of seats | 102 |
| Electoral rule | Mixed |
| Election term | 6 years |

| | |
|---------------------------|--------------|
| Election date | Jun 20, 2021 |
| Electorate | 2 384 818 |
| Number of competing lists | 7 |

Turnout

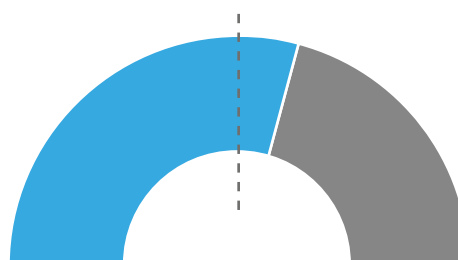


Vote share top 10



| Party | EU political group | Share |
|--------|--------------------|--------|
| LUD | CD | 36.9 % |
| RN | ID | 19.9 % |
| LUGE | SD | 18.4 % |
| LUC | L | 11.1 % |
| LUGRad | UL | 9.6 % |
| LO | NA | 3.1 % |
| DIV | NA | 1.1 % |

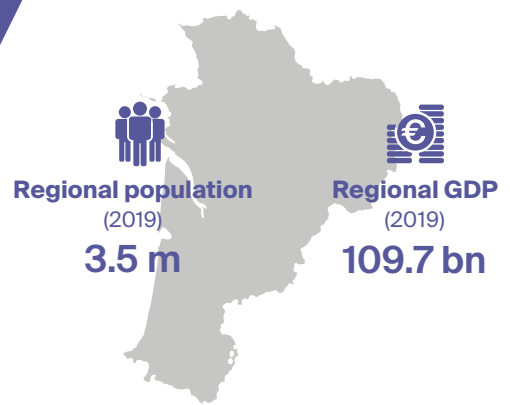
Seat share governing parties



| Party | EU political group | Share |
|-------------------|--------------------|--------|
| GOVERNMENT | | |
| LUD | CD | 58.8 % |
| OPPOSITION | | |
| LUGE | SD | 19.6 % |
| RN | ID | 14.7 % |
| LUC | L | 6.9 % |

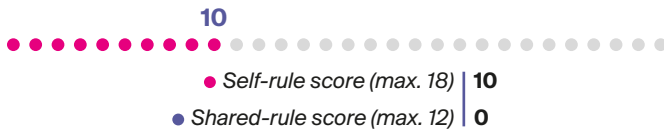
Nouvelle-Aquitaine

Nouvelle-Aquitaine



REGIONAL AUTHORITY

Regional Authority Index (RAI)



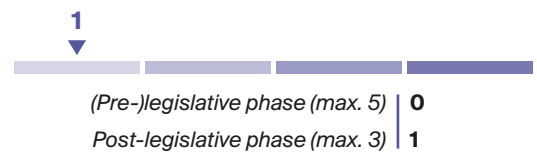
REGIONAL EU INVOLVEMENT

Regional members in Committee of the Regions | 2
Parliamentary right to EWS participation | X ✓

REGIONAL GOVERNMENT

| | |
|---------------------------------|--------------------------------------|
| Form of government | Assembly independent |
| Early dissolution of parliament | Not possible |
| Early termination of executive | Not possible |
| <i>Appointment mode:</i> | |
| ▶ head of executive | Elected by regional assembly |
| ▶ other members of executive | Elected at once by regional assembly |

Domestic EU Policy Shaping (DEUPS)

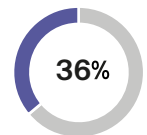


REGIONAL PARLIAMENT & ELECTIONS

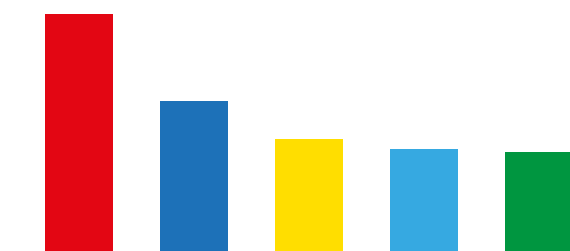
| | |
|---------------------|------------------|
| Regional parliament | Conseil Régional |
| Number of seats | 183 |
| Electoral rule | Mixed |
| Election term | 6 years |

| | |
|---------------------------|--------------|
| Election date | Jun 20, 2021 |
| Electorate | 4 352 306 |
| Number of competing lists | 8 |

Turnout

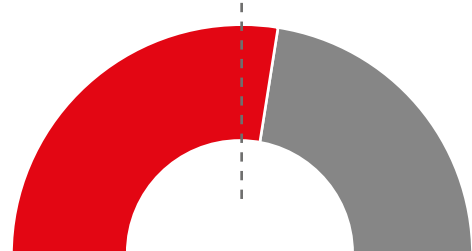


Vote share top 10

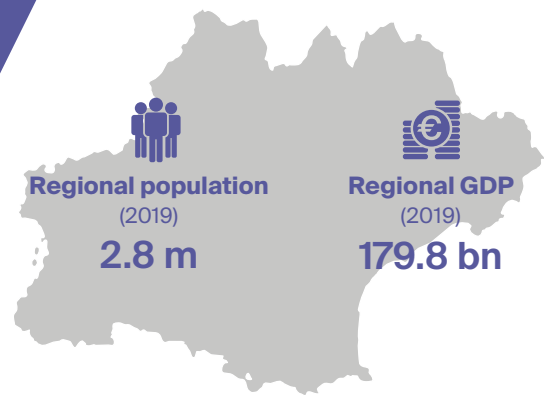


| Party | EU political group | Share |
|--------|--------------------|--------|
| LUG | SD | 28.8 % |
| RN | ID | 18.2 % |
| LUC | L | 13.7 % |
| LUD | CD | 12.5 % |
| Verts | Greens | 12.1 % |
| DVD | NA | 7.3 % |
| LUGRad | UL | 5.7 % |
| LO | NA | 1.7 % |

Seat share governing parties

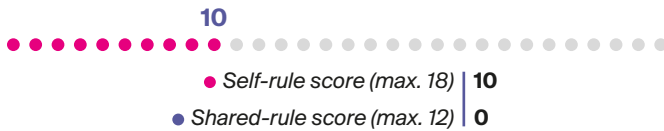


| Party | EU political group | Share |
|-------------------|--------------------|--------|
| GOVERNMENT | | |
| LUG | SD | 55.2 % |
| OPPOSITION | | |
| RN | ID | 14.2 % |
| LUD | CD | 10.4 % |
| Verts | Greens | 10.4 % |
| LUC | L | 9.8 % |



REGIONAL AUTHORITY

Regional Authority Index (RAI)



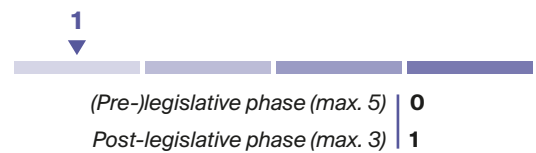
REGIONAL EU INVOLVEMENT

Regional members in Committee of the Regions | 4
Parliamentary right to EWS participation | X ✓

REGIONAL GOVERNMENT

| | |
|---------------------------------|--------------------------------------|
| Form of government | Assembly independent |
| Early dissolution of parliament | Not possible |
| Early termination of executive | Not possible |
| <i>Appointment mode:</i> | |
| ▶ head of executive | Elected by regional assembly |
| ▶ other members of executive | Elected at once by regional assembly |

Domestic EU Policy Shaping (DEUPS)

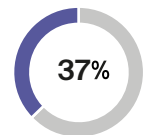


REGIONAL PARLIAMENT & ELECTIONS

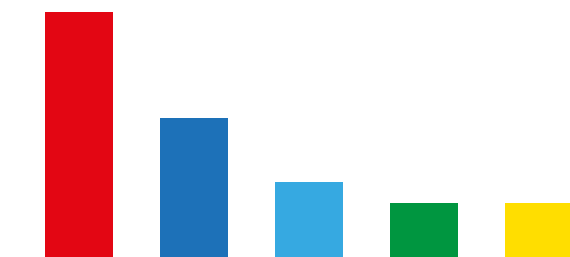
| | |
|---------------------|------------------|
| Regional parliament | Conseil Régional |
| Number of seats | 158 |
| Electoral rule | Mixed |
| Election term | 6 years |

| | |
|---------------------------|--------------|
| Election date | Jun 20, 2021 |
| Electorate | 4 220 483 |
| Number of competing lists | 9 |

Turnout

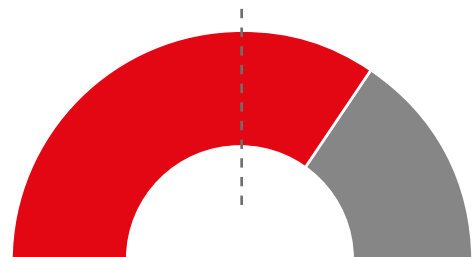


Vote share top 10



| Party | EU political group | Share |
|--------|--------------------|--------|
| LUG | SD | 39.6 % |
| RN | ID | 22.6 % |
| LUD | CD | 12.2 % |
| Verts | Greens | 8.8 % |
| LUC | L | 8.8 % |
| LUGRad | UL | 5.1 % |
| LO | NA | 1.8 % |
| REG | NA | 0.8 % |
| DIV | NA | 0.4 % |

Seat share governing parties



| Party | EU political group | Share |
|-------------------|--------------------|--------|
| GOVERNMENT | | |
| LUG | SD | 69.0 % |
| OPPOSITION | | |
| RN | ID | 17.7 % |
| LUD | CD | 13.3 % |

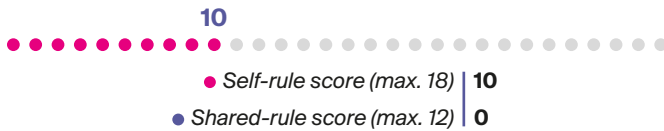
Pays de la Loire

Pays de la Loire



REGIONAL AUTHORITY

Regional Authority Index (RAI)



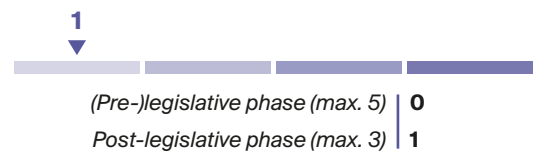
REGIONAL EU INVOLVEMENT

Regional members in Committee of the Regions | 2
Parliamentary right to EWS participation | X ✓

REGIONAL GOVERNMENT

| | |
|---------------------------------|--------------------------------------|
| Form of government | Assembly independent |
| Early dissolution of parliament | Not possible |
| Early termination of executive | Not possible |
| <i>Appointment mode:</i> | |
| ▶ head of executive | Elected by regional assembly |
| ▶ other members of executive | Elected at once by regional assembly |

Domestic EU Policy Shaping (DEUPS)

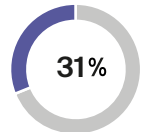


REGIONAL PARLIAMENT & ELECTIONS

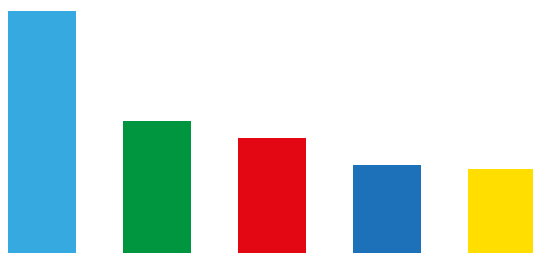
| | |
|---------------------|------------------|
| Regional parliament | Conseil Régional |
| Number of seats | 93 |
| Electoral rule | Mixed |
| Election term | 6 years |

| | |
|---------------------------|--------------|
| Election date | Jun 20, 2021 |
| Electorate | 2 775 345 |
| Number of competing lists | 8 |

Turnout

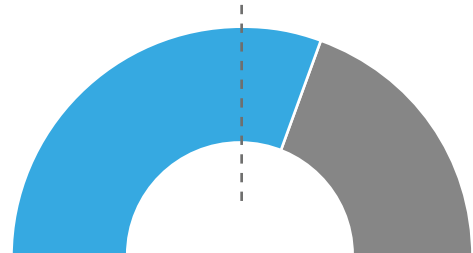


Vote share top 10



| Party | EU political group | Share |
|-------|--------------------|--------|
| LUD | CD | 34.3 % |
| Verts | Greens | 18.7 % |
| LUG | SD | 16.3 % |
| RN | ID | 12.5 % |
| LUC | L | 12.0 % |
| DLF | NA | 3.0 % |
| LO | NA | 2.6 % |
| DIV | NA | 0.6 % |

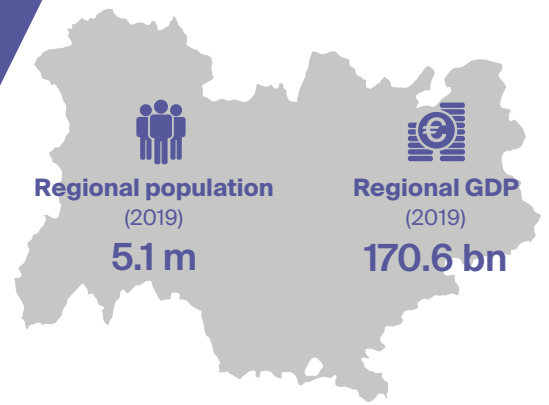
Seat share governing parties



| Party | EU political group | Share |
|-------------------|--------------------|--------|
| GOVERNMENT | | |
| LUD | CD | 61.3 % |
| OPPOSITION | | |
| LUG | SD | 12.9 % |
| Verts | Greens | 12.9 % |
| RN | ID | 7.5 % |
| LUC | L | 5.4 % |

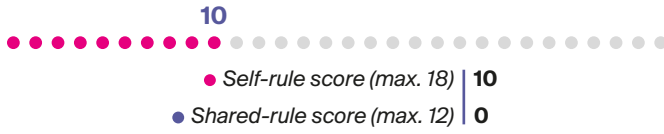
Provence-Alpes-Côte d'Azur

Provence-Alpes-Côte d'Azur



REGIONAL AUTHORITY

Regional Authority Index (RAI)



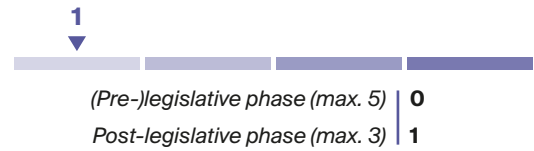
REGIONAL EU INVOLVEMENT

Regional members in Committee of the Regions | 2
Parliamentary right to EWS participation | X ✓

REGIONAL GOVERNMENT

| | |
|---------------------------------|--------------------------------------|
| Form of government | Assembly independent |
| Early dissolution of parliament | Not possible |
| Early termination of executive | Not possible |
| <i>Appointment mode:</i> | |
| ▶ head of executive | Elected by regional assembly |
| ▶ other members of executive | Elected at once by regional assembly |

Domestic EU Policy Shaping (DEUPS)

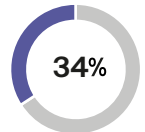


REGIONAL PARLIAMENT & ELECTIONS

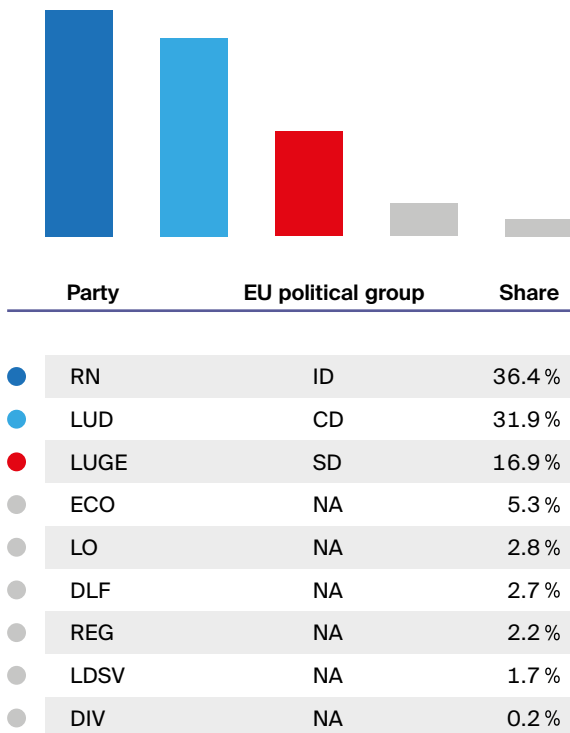
| | |
|---------------------|------------------|
| Regional parliament | Conseil Régional |
| Number of seats | 123 |
| Electoral rule | Mixed |
| Election term | 6 years |

| | |
|---------------------------|--------------|
| Election date | Jun 20, 2021 |
| Electorate | 3 580 639 |
| Number of competing lists | 9 |

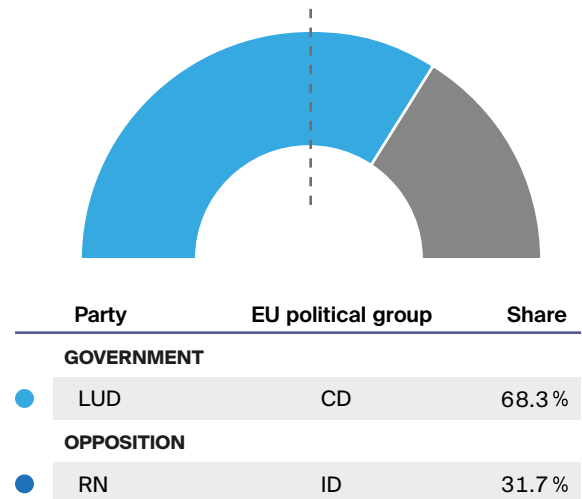
Turnout



Vote share top 10



Seat share governing parties





Germany

Federation | Deutschland



Population
(2019)

83.2 m



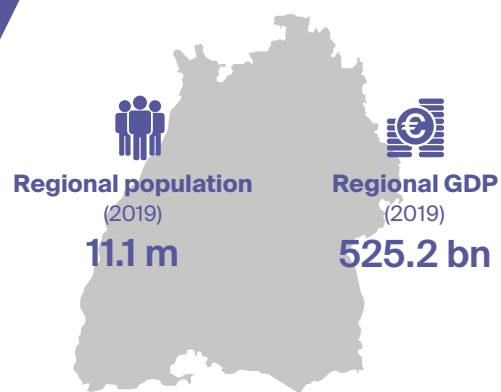
Nominal GDP
(2019)

3 601.8 bn

Berlin


REGIONS WITH REGIONAL DEMOCRACY

- Baden-Württemberg
- Bavaria
- Berlin ●
- Brandenburg
- Bremen
- Hamburg
- Hesse
- Lower Saxony
- Mecklenburg-Vorpommern
- North Rhine-Westphalia
- Rhineland-Palatinate
- Saarland
- Saxony
- Saxony-Anhalt
- Schleswig-Holstein
- Thuringia



REGIONAL AUTHORITY

Regional Authority Index (RAI)



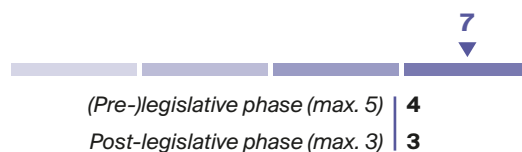
REGIONAL GOVERNMENT

| | |
|---------------------------------|--------------------------------|
| Form of government | Parliamentary democracy |
| Early dissolution of parliament | Regional assembly |
| Early termination of executive | Constructive vote |
| <i>Appointment mode:</i> | |
| ▶ head of executive | Elected by regional assembly |
| ▶ other members of executive | Appointed by head of executive |

REGIONAL EU INVOLVEMENT

| | |
|--|-----|
| Regional members in Committee of the Regions | 2 |
| Parliamentary right to EWS participation | × ✓ |
| Participation in REGPEX | × ✓ |
| Number subsidiarity complaints since 2010 | 11 |

Domestic EU Policy Shaping (DEUPS)

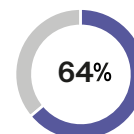


REGIONAL PARLIAMENT & ELECTIONS

| | |
|---------------------|---------|
| Regional parliament | Landtag |
| Number of seats | 154 |
| Electoral rule | Mixed |
| Election term | 5 years |

| | |
|---------------------------|--------------|
| Election date | Mar 14, 2021 |
| Electorate | 7 671 039 |
| Number of competing lists | 22 |

Turnout

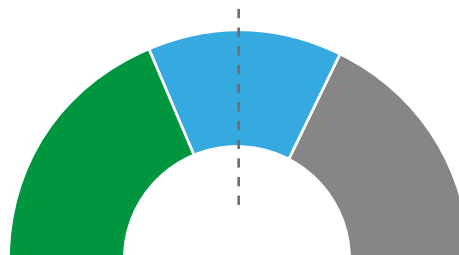


Vote share top 10

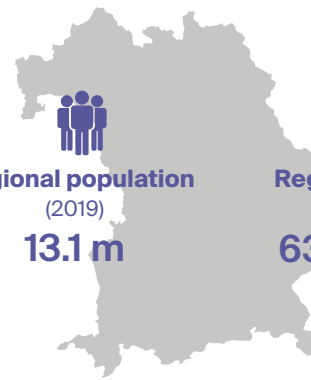


| Party | EU political group | Share |
|-------|--------------------|--------|
| GRÜNE | Greens | 32.6 % |
| CDU | CD | 24.1 % |
| SPD | SD | 11.0 % |
| FDP | L | 10.5 % |
| AFD | ID | 9.7 % |
| LINKE | UL | 3.6 % |
| FW | L | 3.0 % |
| DIEP | Greens | 1.2 % |
| BDPD | NA | 1.0 % |
| KL | NA | 0.9 % |

Seat share governing parties

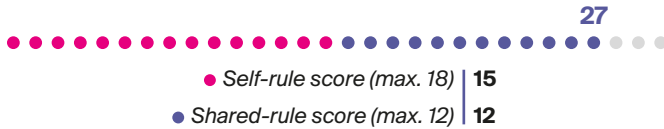


| Party | EU political group | Share |
|-------------------|--------------------|--------|
| GOVERNMENT | | |
| GRÜNE | Greens | 37.7 % |
| CDU | CD | 27.3 % |
| OPPOSITION | | |
| SPD | SD | 12.3 % |
| FDP | L | 11.7 % |
| AFD | ID | 11.0 % |



REGIONAL AUTHORITY

Regional Authority Index (RAI)



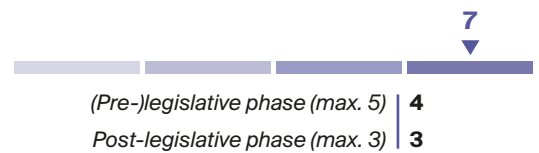
REGIONAL GOVERNMENT

| | |
|---------------------------------|--------------------------------|
| Form of government | Parliamentary democracy |
| Early dissolution of parliament | Regional assembly |
| Early termination of executive | Simple majority |
| <i>Appointment mode:</i> | |
| ▶ head of executive | Elected by regional assembly |
| ▶ other members of executive | Appointed by head of executive |

REGIONAL EU INVOLVEMENT

| | |
|--|-----|
| Regional members in Committee of the Regions | 3 |
| Parliamentary right to EWS participation | × ✓ |
| Participation in REGPEX | × ✓ |
| Number subsidiarity complaints since 2010 | 36 |

Domestic EU Policy Shaping (DEUPS)

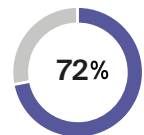


REGIONAL PARLIAMENT & ELECTIONS

| | |
|---------------------|---------|
| Regional parliament | Landtag |
| Number of seats | 205 |
| Electoral rule | Mixed |
| Election term | 5 years |

| | |
|---------------------------|--------------|
| Election date | Oct 14, 2018 |
| Electorate | 9 479 428 |
| Number of competing lists | 18 |

Turnout

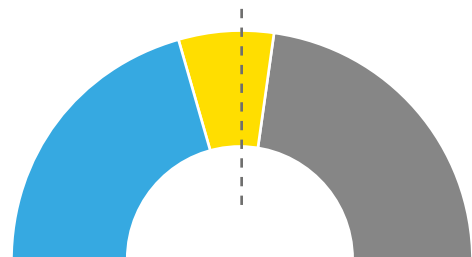


Vote share top 10

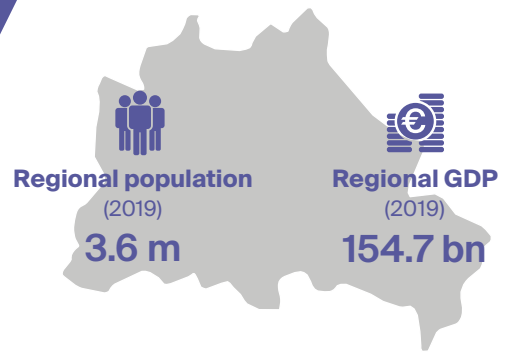


| Party | EU political group | Share |
|---------|--------------------|--------|
| CSU | CD | 37.2 % |
| GRÜNE | Greens | 17.6 % |
| FW | L | 11.6 % |
| AFD | ID | 10.2 % |
| SPD | SD | 9.7 % |
| FDP | L | 5.1 % |
| LINKE | UL | 3.2 % |
| BP | NA | 1.7 % |
| ODP | Greens | 1.6 % |
| PIRATEN | Greens | 0.4 % |

Seat share governing parties

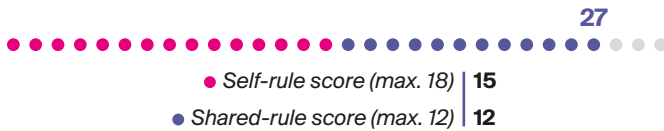


| Party | EU political group | Share |
|-------------------|--------------------|--------|
| GOVERNMENT | | |
| CSU | CD | 41.5 % |
| FW | L | 13.2 % |
| OPPOSITION | | |
| GRÜNE | Greens | 18.5 % |
| AFD | ID | 10.7 % |
| SPD | SD | 10.7 % |
| FDP | L | 5.4 % |



REGIONAL AUTHORITY

Regional Authority Index (RAI)



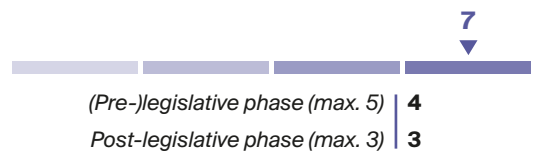
REGIONAL EU INVOLVEMENT

- Regional members in Committee of the Regions | 1
- Parliamentary right to EWS participation | X ✓
- Participation in REGPEX | X ✓
- Number subsidiarity complaints since 2010 | 3

REGIONAL GOVERNMENT

| | |
|---------------------------------|--------------------------------|
| Form of government | Parliamentary democracy |
| Early dissolution of parliament | Regional assembly |
| Early termination of executive | Simple majority |
| <i>Appointment mode:</i> | |
| ▶ head of executive | Elected by regional assembly |
| ▶ other members of executive | Appointed by head of executive |

Domestic EU Policy Shaping (DEUPS)

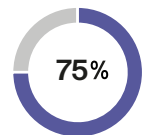


REGIONAL PARLIAMENT & ELECTIONS

| | |
|---------------------|------------------|
| Regional parliament | Abgeordnetenhaus |
| Number of seats | 147 |
| Electoral rule | Mixed |
| Election term | 5 years |

| | |
|---------------------------|--------------|
| Election date | Sep 26, 2021 |
| Electorate | 2 447 600 |
| Number of competing lists | 34 |

Turnout

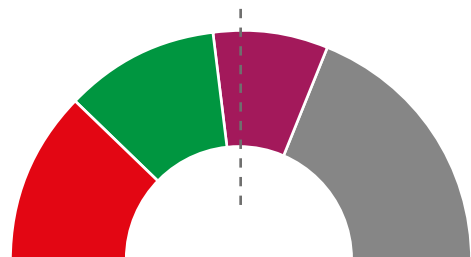


Vote share top 10

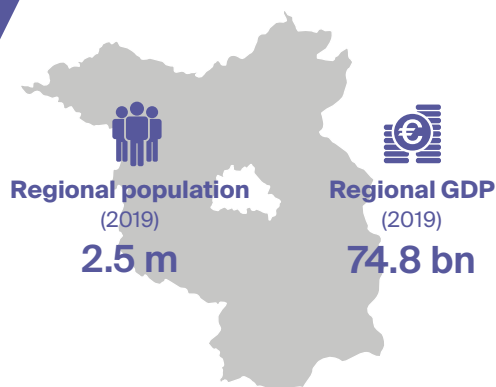


| Party | EU political group | Share |
|-------|--------------------|--------|
| SPD | SD | 21.4 % |
| GRÜNE | Greens | 18.9 % |
| CDU | CD | 18.0 % |
| LINKE | UL | 14.1 % |
| AFD | ID | 8.0 % |
| FDP | L | 7.1 % |
| DIET | UL | 2.2 % |
| DIEP | Greens | 1.8 % |
| BDPD | NA | 1.3 % |
| VOLT | Greens | 1.1 % |

Seat share governing parties




| Party | EU political group | Share |
|-------------------|--------------------|--------|
| GOVERNMENT | | |
| SPD | SD | 24.5 % |
| GRÜNE | Greens | 21.8 % |
| LINKE | UL | 16.3 % |
| OPPOSITION | | |
| CDU | CD | 20.4 % |
| AFD | ID | 8.8 % |
| FDP | L | 8.2 % |



REGIONAL AUTHORITY

Regional Authority Index (RAI)



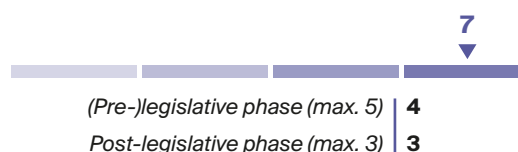
REGIONAL GOVERNMENT

| | |
|---------------------------------|--------------------------------|
| Form of government | Parliamentary democracy |
| Early dissolution of parliament | Regional assembly |
| Early termination of executive | Constructive vote |
| <i>Appointment mode:</i> | |
| ▶ head of executive | Elected by regional assembly |
| ▶ other members of executive | Appointed by head of executive |

REGIONAL EU INVOLVEMENT

| | |
|--|-----|
| Regional members in Committee of the Regions | 1 |
| Parliamentary right to EWS participation | × ✓ |
| Participation in REGPEX | × ✓ |
| Number subsidiarity complaints since 2010 | 2 |

Domestic EU Policy Shaping (DEUPS)

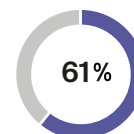


REGIONAL PARLIAMENT & ELECTIONS

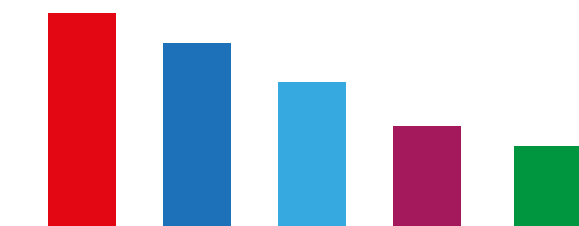
| | |
|---------------------|---------|
| Regional parliament | Landtag |
| Number of seats | 88 |
| Electoral rule | Mixed |
| Election term | 5 years |

| | |
|---------------------------|-------------|
| Election date | Sep 1, 2019 |
| Electorate | 2 088 592 |
| Number of competing lists | 13 |

Turnout

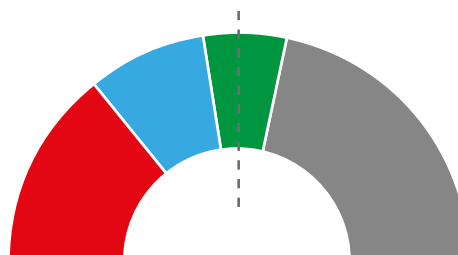


Vote share top 10



| Party | EU political group | Share |
|---------|--------------------|--------|
| SPD | SD | 25.8 % |
| AFD | ID | 22.2 % |
| CDU | CD | 17.5 % |
| LINKE | UL | 12.2 % |
| GRÜNE | Greens | 10.3 % |
| BVB-FW | NA | 7.2 % |
| FDP | L | 3.6 % |
| IND | NA | 0.5 % |
| DIEP | NA | 0.5 % |
| PIRATEN | Greens | 0.1 % |

Seat share governing parties



| Party | EU political group | Share |
|-------------------|--------------------|--------|
| GOVERNMENT | | |
| SPD | SD | 28.4 % |
| CDU | CD | 17.0 % |
| GRÜNE | Greens | 11.4 % |
| OPPOSITION | | |
| AFD | ID | 26.1 % |
| LINKE | UL | 11.4 % |
| BVB-FW | NA | 5.7 % |



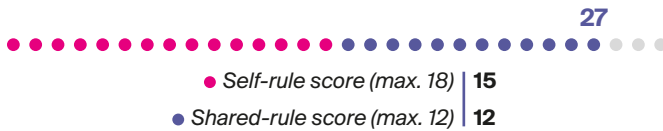
Regional population
(2019)
0.7 m



Regional GDP
(2019)
33.8 bn

REGIONAL AUTHORITY

Regional Authority Index (RAI)



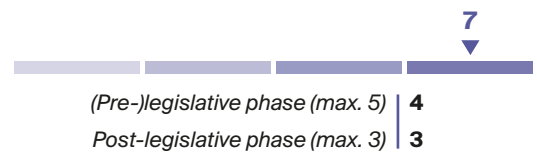
REGIONAL GOVERNMENT

| | |
|---------------------------------|-------------------------------------|
| Form of government | Parliamentary democracy |
| Early dissolution of parliament | Regional assembly |
| Early termination of executive | Simple majority |
| <i>Appointment mode:</i> | |
| ▶ head of executive | Elected by regional assembly |
| ▶ other members of executive | Elected by regional assembly |

REGIONAL EU INVOLVEMENT

| | |
|--|-------------------------------------|
| Regional members in Committee of the Regions | 2 |
| Parliamentary right to EWS participation | <input checked="" type="checkbox"/> |
| Participation in REGPEX | <input checked="" type="checkbox"/> |
| Number subsidiarity complaints since 2010 | 0 |

Domestic EU Policy Shaping (DEUPS)



REGIONAL PARLIAMENT & ELECTIONS

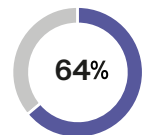
| | |
|---------------------|--------------------------|
| Regional parliament | Bürgerschaft |
| Number of seats | 84 |
| Electoral rule | Proportional list |
| Election term | 4 years |

Election date | **May 26, 2019**

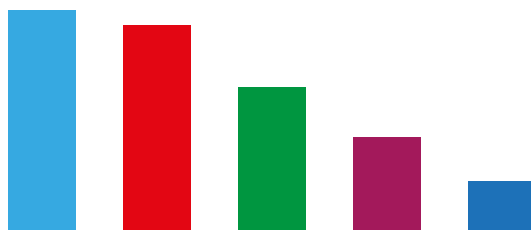
Electorate | **475 482**

Number of competing lists | **16**

Turnout

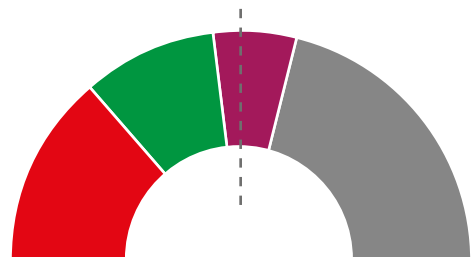


Vote share top 10

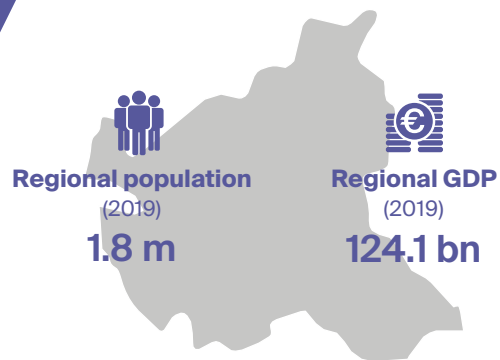


| Party | EU political group | Share |
|---------|--------------------|--------|
| CDU | CD | 26.7 % |
| SPD | SD | 24.9 % |
| GRÜNE | Greens | 17.4 % |
| LINKE | UL | 11.3 % |
| AFD | ID | 6.1 % |
| FDP | L | 5.9 % |
| BIW | NA | 2.4 % |
| DIEP | NA | 1.7 % |
| FW | L | 1.0 % |
| PIRATEN | Greens | 1.0 % |

Seat share governing parties




| Party | EU political group | Share |
|-------------------|--------------------|--------|
| GOVERNMENT | | |
| SPD | SD | 27.4 % |
| GRÜNE | Greens | 19.0 % |
| LINKE | UL | 11.9 % |
| OPPOSITION | | |
| CDU | CD | 28.6 % |
| AFD | ID | 6.0 % |
| FDP | L | 6.0 % |
| BIW | NA | 1.2 % |



REGIONAL AUTHORITY

Regional Authority Index (RAI)



REGIONAL EU INVOLVEMENT

| | |
|--|----------|
| Regional members in Committee of the Regions | 1 |
| Parliamentary right to EWS participation | × ✓ |
| Participation in REGPEX | × ✓ |
| Number subsidiarity complaints since 2010 | 0 |

REGIONAL GOVERNMENT

| | |
|---------------------------------|---------------------------------------|
| Form of government | Parliamentary democracy |
| Early dissolution of parliament | Regional assembly |
| Early termination of executive | Constructive vote |
| <i>Appointment mode:</i> | |
| ▶ head of executive | Elected by regional assembly |
| ▶ other members of executive | Appointed by head of executive |

Domestic EU Policy Shaping (DEUPS)

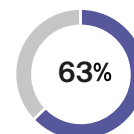


REGIONAL PARLIAMENT & ELECTIONS

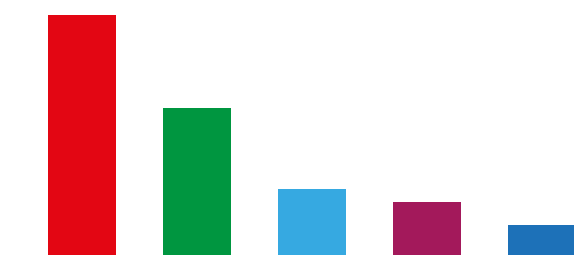
| | |
|---------------------|--------------------------|
| Regional parliament | Bürgerschaft |
| Number of seats | 123 |
| Electoral rule | Proportional list |
| Election term | 5 years |

| | |
|---------------------------|---------------------|
| Election date | Feb 23, 2020 |
| Electorate | 1 316 691 |
| Number of competing lists | 15 |

Turnout

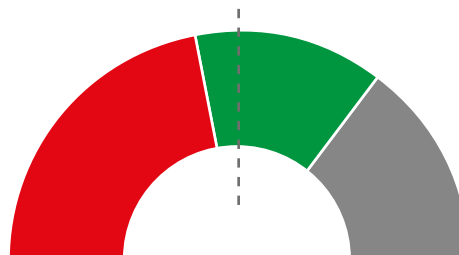


Vote share top 10

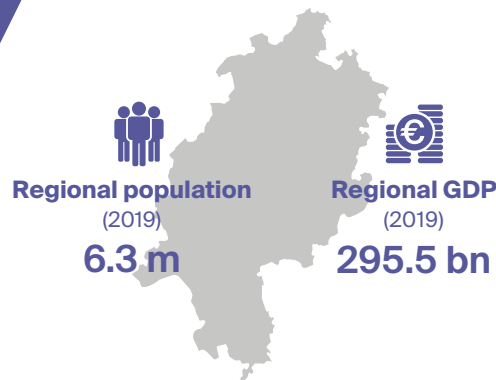


| Party | EU political group | Share |
|-------|--------------------|--------|
| SPD | SD | 39.2 % |
| GRÜNE | Greens | 24.2 % |
| CDU | CD | 11.2 % |
| LINKE | UL | 9.1 % |
| AFD | ID | 5.3 % |
| FDP | L | 5.0 % |
| DIEP | Greens | 1.4 % |
| VOLT | Greens | 1.3 % |
| ODP | Greens | 0.7 % |
| DIET | UL | 0.7 % |

Seat share governing parties




| Party | EU political group | Share |
|-------------------|--------------------|--------|
| GOVERNMENT | | |
| SPD | SD | 43.9 % |
| GRÜNE | Greens | 26.8 % |
| OPPOSITION | | |
| CDU | CD | 12.2 % |
| LINKE | UL | 10.6 % |
| AFD | ID | 5.7 % |
| FDP | L | 0.8 % |



REGIONAL AUTHORITY

Regional Authority Index (RAI)



REGIONAL GOVERNMENT

| | |
|---------------------------------|---------------------------------------|
| Form of government | Parliamentary democracy |
| Early dissolution of parliament | Regional assembly |
| Early termination of executive | Simple majority |
| <i>Appointment mode:</i> | |
| ▶ head of executive | Elected by regional assembly |
| ▶ other members of executive | Appointed by head of executive |

REGIONAL EU INVOLVEMENT

| | |
|--|-------------------------------------|
| Regional members in Committee of the Regions | 1 |
| Parliamentary right to EWS participation | <input checked="" type="checkbox"/> |
| Participation in REGPEX | <input checked="" type="checkbox"/> |
| Number subsidiarity complaints since 2010 | 4 |

Domestic EU Policy Shaping (DEUPS)

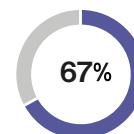


REGIONAL PARLIAMENT & ELECTIONS

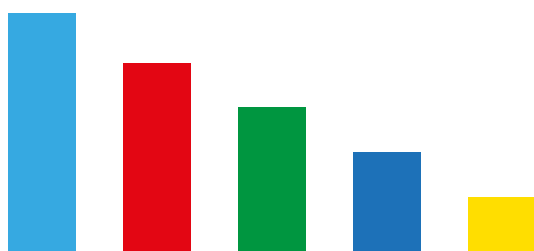
| | |
|---------------------|----------------|
| Regional parliament | Landtag |
| Number of seats | 137 |
| Electoral rule | Mixed |
| Election term | 5 years |

| | |
|---------------------------|---------------------|
| Election date | Oct 28, 2018 |
| Electorate | 4 372 788 |
| Number of competing lists | 19 |

Turnout

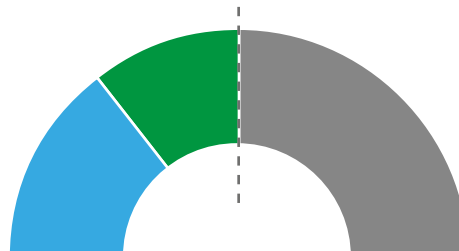


Vote share top 10

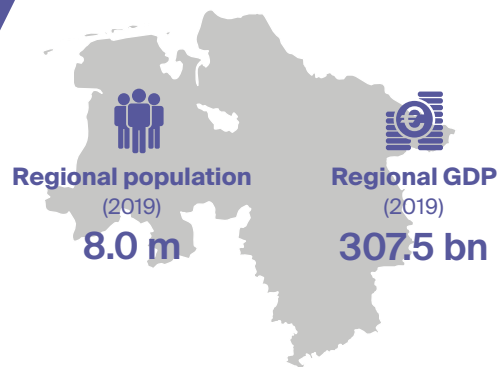


| Party | EU political group | Share |
|---------|--------------------|--------|
| CDU | CD | 29.3 % |
| SPD | SD | 23.3 % |
| GRÜNE | Greens | 18.0 % |
| AFD | ID | 12.6 % |
| FDP | L | 7.1 % |
| LINKE | UL | 5.7 % |
| FW | L | 3.1 % |
| DIEP | NA | 0.4 % |
| PIRATEN | Greens | 0.1 % |
| ODP | Greens | 0.1 % |

Seat share governing parties




| Party | EU political group | Share |
|-------------------|--------------------|--------|
| GOVERNMENT | | |
| CDU | CD | 29.2 % |
| GRÜNE | Greens | 21.2 % |
| OPPOSITION | | |
| SPD | SD | 21.2 % |
| AFD | ID | 13.9 % |
| FDP | L | 8.0 % |
| LINKE | UL | 6.6 % |



REGIONAL AUTHORITY

Regional Authority Index (RAI)



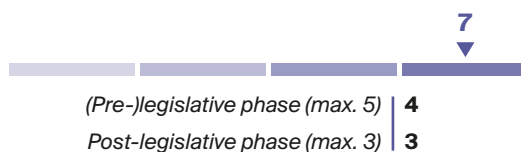
REGIONAL GOVERNMENT

| | |
|---------------------------------|--------------------------------|
| Form of government | Parliamentary democracy |
| Early dissolution of parliament | Regional assembly |
| Early termination of executive | Constructive vote |
| <i>Appointment mode:</i> | |
| ▶ head of executive | Elected by regional assembly |
| ▶ other members of executive | Appointed by head of executive |

REGIONAL EU INVOLVEMENT

| | |
|--|-----|
| Regional members in Committee of the Regions | 1 |
| Parliamentary right to EWS participation | ✗ ✓ |
| Participation in REGPEX | ✗ ✓ |
| Number subsidiarity complaints since 2010 | 0 |

Domestic EU Policy Shaping (DEUPS)

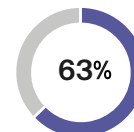


REGIONAL PARLIAMENT & ELECTIONS

| | |
|---------------------|---------|
| Regional parliament | Landtag |
| Number of seats | 137 |
| Electoral rule | Mixed |
| Election term | 5 years |

| | |
|---------------------------|--------------|
| Election date | Oct 15, 2017 |
| Electorate | 6 097 564 |
| Number of competing lists | 15 |

Turnout



Vote share top 10

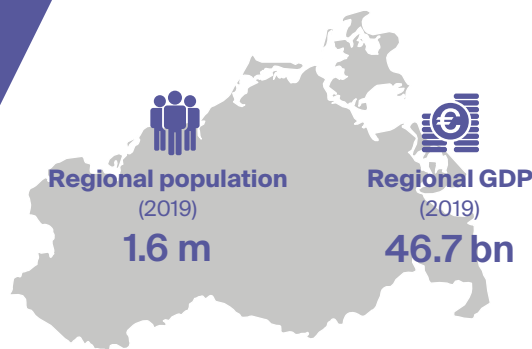
| Party | EU political group | Share |
|---------|--------------------|--------|
| SPD | SD | 36.9 % |
| CDU | CD | 33.6 % |
| GRÜNE | Greens | 8.7 % |
| FDP | L | 7.5 % |
| AFD | ID | 6.2 % |
| LINKE | UL | 4.6 % |
| DIET | NA | 0.7 % |
| DIEP | NA | 0.6 % |
| FW | L | 0.4 % |
| PIRATEN | Greens | 0.2 % |

Seat share governing parties

| Party | EU political group | Share |
|-------------------|--------------------|--------|
| GOVERNMENT | | |
| SPD | SD | 40.1 % |
| CDU | CD | 36.5 % |
| OPPOSITION | | |
| GRÜNE | Greens | 8.8 % |
| FDP | L | 8.0 % |
| AFD | ID | 6.6 % |


Mecklenburg-Vorpommern

Mecklenburg-Vorpommern



REGIONAL AUTHORITY

Regional Authority Index (RAI)



REGIONAL GOVERNMENT

| | |
|---------------------------------|--------------------------------|
| Form of government | Parliamentary democracy |
| Early dissolution of parliament | Regional assembly |
| Early termination of executive | Constructive vote |
| <i>Appointment mode:</i> | |
| ▶ head of executive | Elected by regional assembly |
| ▶ other members of executive | Appointed by head of executive |

REGIONAL EU INVOLVEMENT

| | |
|--|-----|
| Regional members in Committee of the Regions | 1 |
| Parliamentary right to EWS participation | × ✓ |
| Participation in REGPEX | × ✓ |
| Number subsidiarity complaints since 2010 | 1 |

Domestic EU Policy Shaping (DEUPS)

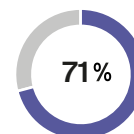


REGIONAL PARLIAMENT & ELECTIONS

| | |
|---------------------|---------|
| Regional parliament | Landtag |
| Number of seats | 79 |
| Electoral rule | Mixed |
| Election term | 5 years |

| | |
|---------------------------|--------------|
| Election date | Sep 26, 2021 |
| Electorate | 1 312 471 |
| Number of competing lists | 24 |

Turnout



Vote share top 10

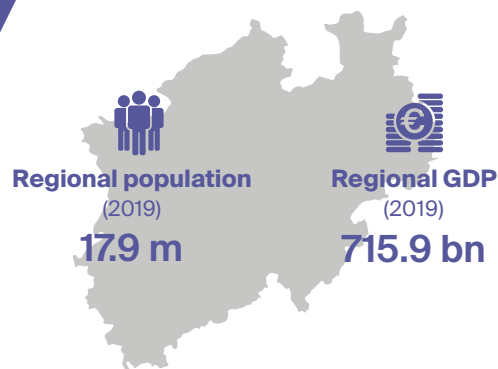
| Party | EU political group | Share |
|-------|--------------------|--------|
| SPD | SD | 39.6 % |
| AFD | ID | 16.7 % |
| CDU | CD | 13.3 % |
| LINKE | UL | 9.9 % |
| GRÜNE | Greens | 6.3 % |
| FDP | L | 5.8 % |
| BDPD | NA | 1.7 % |
| DIET | UL | 1.7 % |
| FW | L | 1.1 % |
| NPD | NA | 0.8 % |

Seat share governing parties

| Party | EU political group | Share |
|-------------------|--------------------|--------|
| GOVERNMENT | | |
| SPD | SD | 43.0 % |
| LINKE | UL | 11.4 % |
| OPPOSITION | | |
| AFD | ID | 17.7 % |
| CDU | CD | 15.2 % |
| FDP | L | 6.3 % |
| GRÜNE | Greens | 6.3 % |

North Rhine-Westphalia

Nordrhein-Westfalen



REGIONAL AUTHORITY

Regional Authority Index (RAI)



REGIONAL GOVERNMENT

| | |
|---------------------------------|--------------------------------|
| Form of government | Parliamentary democracy |
| Early dissolution of parliament | Regional assembly |
| Early termination of executive | Constructive vote |
| <i>Appointment mode:</i> | |
| ▶ head of executive | Elected by regional assembly |
| ▶ other members of executive | Appointed by head of executive |

REGIONAL EU INVOLVEMENT

| | |
|--|-----|
| Regional members in Committee of the Regions | 3 |
| Parliamentary right to EWS participation | ✗ ✓ |
| Participation in REGPEX | ✗ ✓ |
| Number subsidiarity complaints since 2010 | 1 |

Domestic EU Policy Shaping (DEUPS)

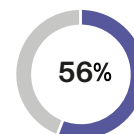


REGIONAL PARLIAMENT & ELECTIONS

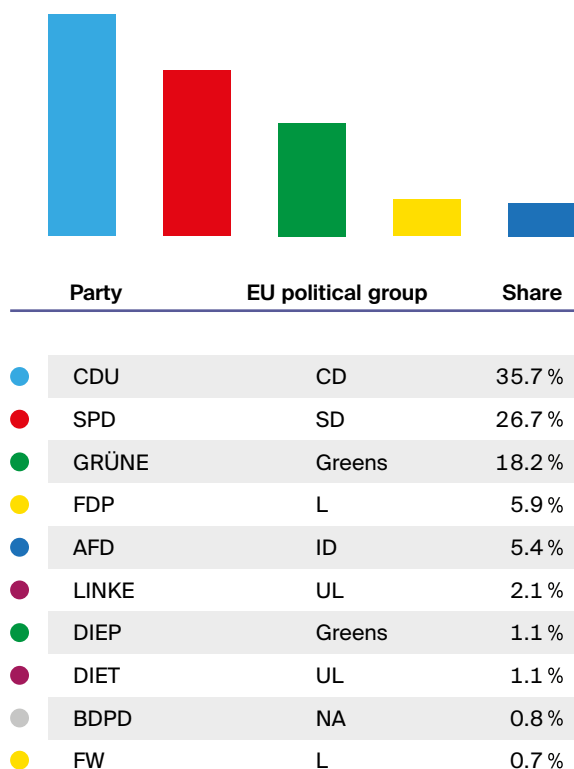
| | |
|---------------------|---------|
| Regional parliament | Landtag |
| Number of seats | 195 |
| Electoral rule | Mixed |
| Election term | 5 years |

| | |
|---------------------------|--------------|
| Election date | May 15, 2022 |
| Electorate | 12 965 858 |
| Number of competing lists | 29 |

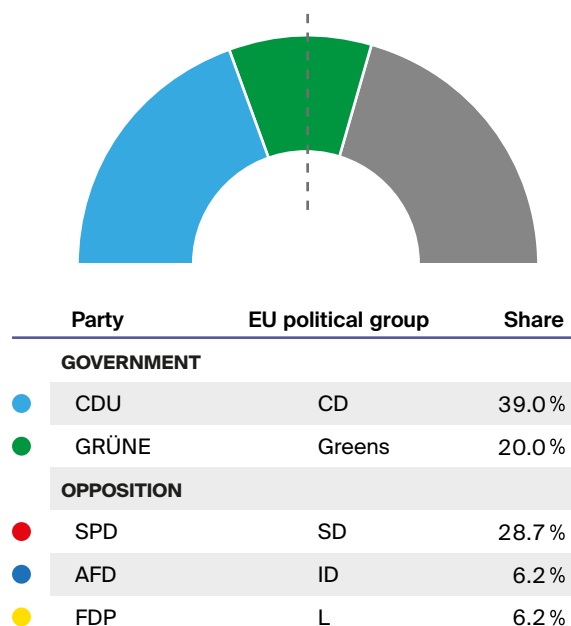
Turnout

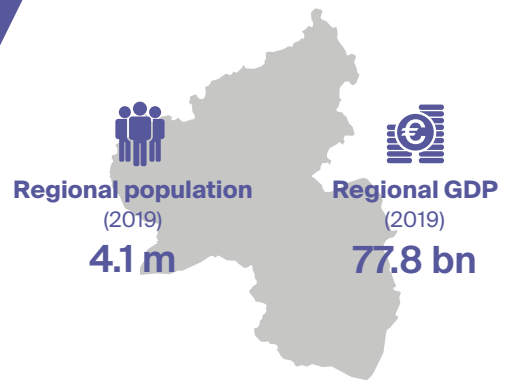


Vote share top 10



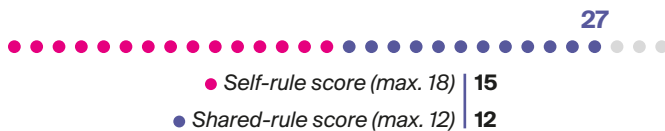
Seat share governing parties





REGIONAL AUTHORITY

Regional Authority Index (RAI)



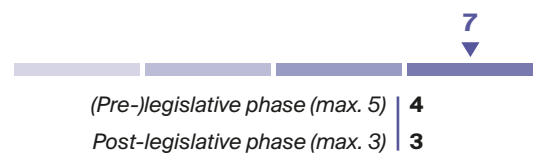
REGIONAL GOVERNMENT

| | |
|---------------------------------|--------------------------------|
| Form of government | Parliamentary democracy |
| Early dissolution of parliament | Regional assembly |
| Early termination of executive | Simple majority |
| <i>Appointment mode:</i> | |
| ▶ head of executive | Elected by regional assembly |
| ▶ other members of executive | Appointed by head of executive |

REGIONAL EU INVOLVEMENT

| | |
|--|-----|
| Regional members in Committee of the Regions | 1 |
| Parliamentary right to EWS participation | ✗ ✓ |
| Participation in REGPEX | ✗ ✓ |
| Number subsidiarity complaints since 2010 | 0 |

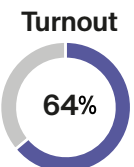
Domestic EU Policy Shaping (DEUPS)



REGIONAL PARLIAMENT & ELECTIONS

| | |
|---------------------|---------|
| Regional parliament | Landtag |
| Number of seats | 101 |
| Electoral rule | Mixed |
| Election term | 5 years |

| | |
|---------------------------|--------------|
| Election date | Mar 14, 2021 |
| Electorate | 3 042 414 |
| Number of competing lists | 13 |

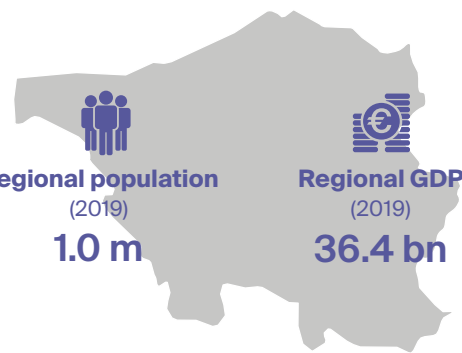


Vote share top 10

| Party | EU political group | Share |
|-------|--------------------|--------|
| SPD | SD | 35.7 % |
| CDU | CD | 27.7 % |
| GRÜNE | Greens | 9.3 % |
| AFD | ID | 8.3 % |
| FDP | L | 5.5 % |
| FW | L | 5.4 % |
| LINKE | UL | 2.5 % |
| DIET | UL | 1.7 % |
| DIEP | Greens | 1.1 % |
| VOLT | Greens | 1.0 % |


Seat share governing parties

| Party | EU political group | Share |
|-------------------|--------------------|--------|
| GOVERNMENT | | |
| SPD | SD | 38.6 % |
| GRÜNE | Greens | 9.9 % |
| FDP | L | 5.9 % |
| OPPOSITION | | |
| CDU | CD | 30.7 % |
| AFD | ID | 8.9 % |
| FW | L | 5.9 % |



REGIONAL AUTHORITY

Regional Authority Index (RAI)



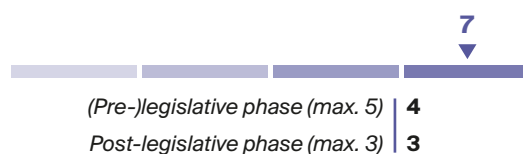
REGIONAL GOVERNMENT

| | |
|---------------------------------|--------------------------------|
| Form of government | Parliamentary democracy |
| Early dissolution of parliament | Regional assembly |
| Early termination of executive | Simple majority |
| <i>Appointment mode:</i> | |
| ▶ head of executive | Elected by regional assembly |
| ▶ other members of executive | Appointed by head of executive |

REGIONAL EU INVOLVEMENT

| | |
|--|-----|
| Regional members in Committee of the Regions | 2 |
| Parliamentary right to EWS participation | ✗ ✓ |
| Participation in REGPEX | ✗ ✓ |
| Number subsidiarity complaints since 2010 | 0 |

Domestic EU Policy Shaping (DEUPS)

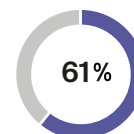


REGIONAL PARLIAMENT & ELECTIONS

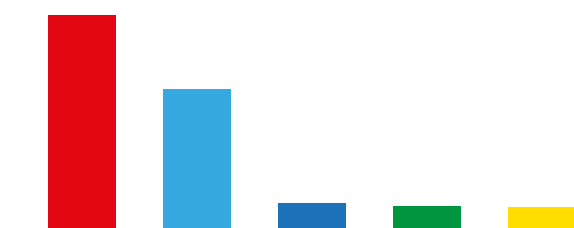
| | |
|---------------------|-------------------|
| Regional parliament | Landtag |
| Number of seats | 51 |
| Electoral rule | Proportional list |
| Election term | 5 years |

| | |
|---------------------------|--------------|
| Election date | Mar 27, 2022 |
| Electorate | 746 307 |
| Number of competing lists | 18 |

Turnout

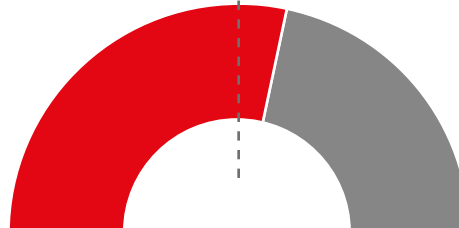


Vote share top 10

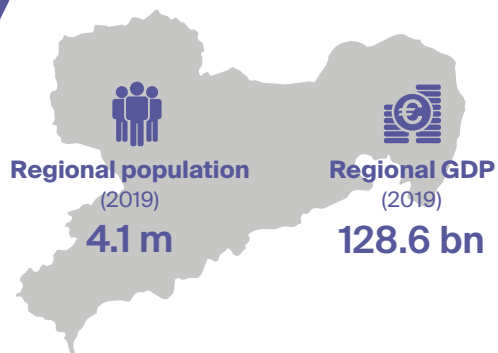


| Party | EU political group | Share |
|-------|--------------------|--------|
| SPD | SD | 43.5 % |
| CDU | CD | 28.5 % |
| AFD | ID | 5.7 % |
| GRÜNE | Greens | 5.0 % |
| FDP | L | 4.8 % |
| LINKE | UL | 2.6 % |
| DIET | UL | 2.3 % |
| FW | L | 1.7 % |
| BDPD | NA | 1.4 % |
| BSSOL | NA | 1.4 % |

Seat share governing parties



| Party | EU political group | Share |
|-------------------|--------------------|--------|
| GOVERNMENT | | |
| SPD | SD | 56.9 % |
| OPPOSITION | | |
| CDU | CD | 37.3 % |
| AFD | ID | 5.9 % |



REGIONAL AUTHORITY

Regional Authority Index (RAI)



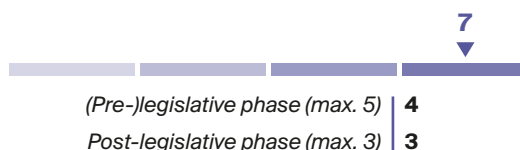
REGIONAL GOVERNMENT

| | |
|---------------------------------|---------------------------------------|
| Form of government | Parliamentary democracy |
| Early dissolution of parliament | Regional assembly |
| Early termination of executive | Constructive vote |
| <i>Appointment mode:</i> | |
| ▶ head of executive | Elected by regional assembly |
| ▶ other members of executive | Appointed by head of executive |

REGIONAL EU INVOLVEMENT

| | |
|--|----------|
| Regional members in Committee of the Regions | 1 |
| Parliamentary right to EWS participation | ✗ ✓ |
| Participation in REGPEX | ✗ ✓ |
| Number subsidiarity complaints since 2010 | 5 |

Domestic EU Policy Shaping (DEUPS)

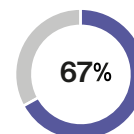


REGIONAL PARLIAMENT & ELECTIONS

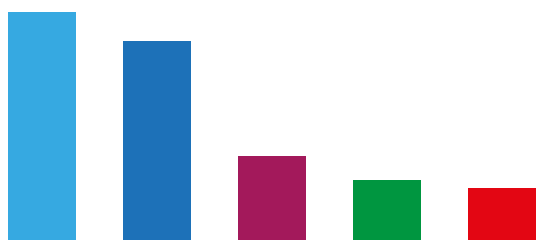
| | |
|---------------------|----------------|
| Regional parliament | Landtag |
| Number of seats | 119 |
| Electoral rule | Mixed |
| Election term | 5 years |

| | |
|---------------------------|--------------------|
| Election date | Sep 1, 2019 |
| Electorate | 3 288 643 |
| Number of competing lists | 13 |

Turnout

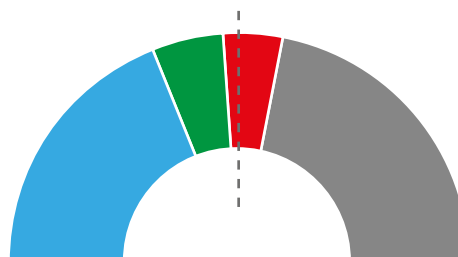


Vote share top 10

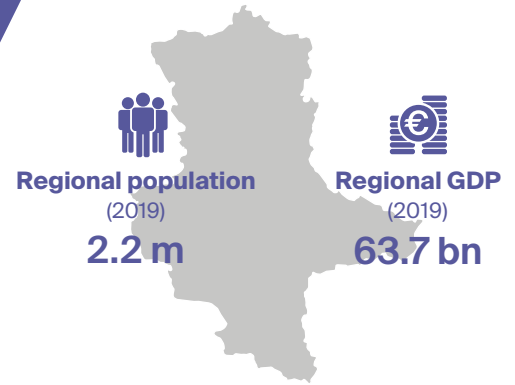


| Party | EU political group | Share |
|-------|--------------------|--------|
| CDU | CD | 32.5 % |
| AFD | ID | 28.4 % |
| LINKE | UL | 12.3 % |
| GRÜNE | Greens | 8.9 % |
| SPD | SD | 7.7 % |
| FDP | L | 4.7 % |
| FW | L | 4.6 % |
| DIEP | NA | 0.6 % |
| IND | NA | 0.1 % |
| BUSO | NA | 0.1 % |

Seat share governing parties

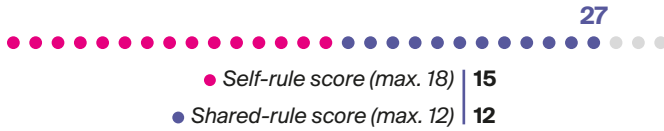


| Party | EU political group | Share |
|-------------------|--------------------|--------|
| GOVERNMENT | | |
| CDU | CD | 37.8 % |
| GRÜNE | Greens | 10.1 % |
| SPD | SD | 8.4 % |
| OPPOSITION | | |
| AFD | ID | 31.9 % |
| LINKE | UL | 11.8 % |



REGIONAL AUTHORITY

Regional Authority Index (RAI)



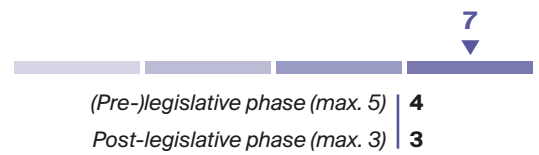
REGIONAL GOVERNMENT

| | |
|---------------------------------|--------------------------------|
| Form of government | Parliamentary democracy |
| Early dissolution of parliament | Regional assembly |
| Early termination of executive | Constructive vote |
| <i>Appointment mode:</i> | |
| ▶ head of executive | Elected by regional assembly |
| ▶ other members of executive | Appointed by head of executive |

REGIONAL EU INVOLVEMENT

| | |
|--|-----|
| Regional members in Committee of the Regions | 1 |
| Parliamentary right to EWS participation | × ✓ |
| Participation in REGPEX | × ✓ |
| Number subsidiarity complaints since 2010 | 3 |

Domestic EU Policy Shaping (DEUPS)

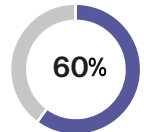


REGIONAL PARLIAMENT & ELECTIONS

| | |
|---------------------|---------|
| Regional parliament | Landtag |
| Number of seats | 97 |
| Electoral rule | Mixed |
| Election term | 5 years |

| | |
|---------------------------|-------------|
| Election date | Jun 6, 2021 |
| Electorate | 1788 930 |
| Number of competing lists | 22 |

Turnout

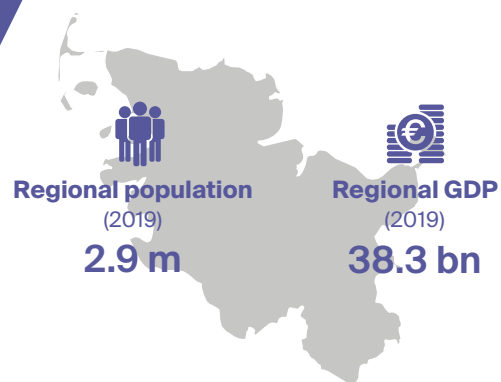


Vote share top 10

| Party | EU political group | Share |
|-------|--------------------|--------|
| CDU | CD | 37.1 % |
| AFD | ID | 20.8 % |
| LINKE | UL | 11.0 % |
| SPD | SD | 8.4 % |
| FDP | L | 6.4 % |
| GRÜNE | Greens | 5.9 % |
| FW | L | 3.1 % |
| BDPD | NA | 1.5 % |
| DIET | UL | 1.4 % |
| GP | NA | 0.8 % |


Seat share governing parties

| Party | EU political group | Share |
|-------------------|--------------------|--------|
| GOVERNMENT | | |
| CDU | CD | 41.2 % |
| SPD | SD | 9.3 % |
| FDP | L | 7.2 % |
| OPPOSITION | | |
| AFD | ID | 23.7 % |
| LINKE | UL | 12.4 % |
| GRÜNE | Greens | 6.2 % |



REGIONAL AUTHORITY

Regional Authority Index (RAI)



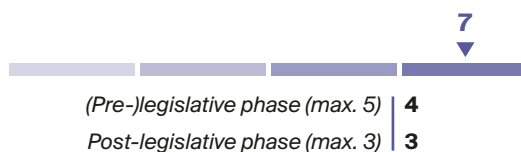
REGIONAL GOVERNMENT

| | |
|---------------------------------|--------------------------------|
| Form of government | Parliamentary democracy |
| Early dissolution of parliament | Regional assembly |
| Early termination of executive | Constructive vote |
| <i>Appointment mode:</i> | |
| ▶ head of executive | Elected by regional assembly |
| ▶ other members of executive | Appointed by head of executive |

REGIONAL EU INVOLVEMENT

| | |
|--|-----|
| Regional members in Committee of the Regions | 1 |
| Parliamentary right to EWS participation | × ✓ |
| Participation in REGPEX | × ✓ |
| Number subsidiarity complaints since 2010 | 5 |

Domestic EU Policy Shaping (DEUPS)

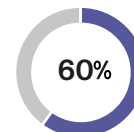


REGIONAL PARLIAMENT & ELECTIONS

| | |
|---------------------|---------|
| Regional parliament | Landtag |
| Number of seats | 69 |
| Electoral rule | Mixed |
| Election term | 5 years |

| | |
|---------------------------|-------------|
| Election date | May 8, 2022 |
| Electorate | 2 314 417 |
| Number of competing lists | 16 |

Turnout

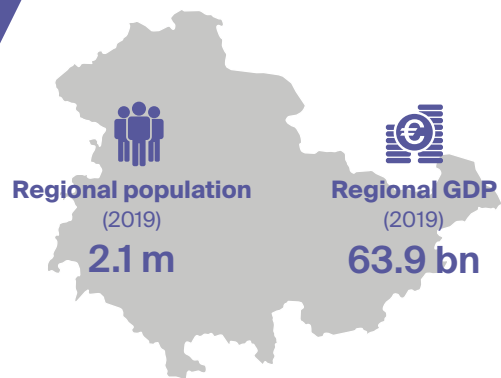


Vote share top 10

| Party | EU political group | Share |
|-------|--------------------|--------|
| CDU | CD | 43.4 % |
| GRÜNE | Greens | 18.3 % |
| SPD | SD | 16.0 % |
| FDP | L | 6.4 % |
| SSW | NA | 5.7 % |
| AFD | ID | 4.4 % |
| LINKE | UL | 1.7 % |
| BDPD | NA | 1.1 % |
| DIEP | Greens | 0.7 % |
| DIET | UL | 0.7 % |


Seat share governing parties

| Party | EU political group | Share |
|-------------------|--------------------|--------|
| CDU | CD | 49.3 % |
| GRÜNE | Greens | 20.3 % |
| OPPOSITION | | |
| SPD | SD | 17.4 % |
| FDP | L | 7.2 % |
| SSW | NA | 5.8 % |



REGIONAL AUTHORITY

Regional Authority Index (RAI)



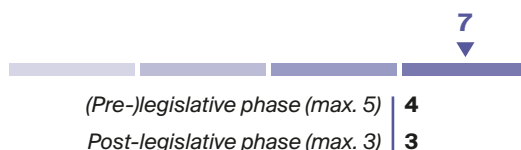
REGIONAL GOVERNMENT

| | |
|---------------------------------|--------------------------------|
| Form of government | Parliamentary democracy |
| Early dissolution of parliament | Regional assembly |
| Early termination of executive | Constructive vote |
| <i>Appointment mode:</i> | |
| ▶ head of executive | Elected by regional assembly |
| ▶ other members of executive | Appointed by head of executive |

REGIONAL EU INVOLVEMENT

| | |
|--|-----|
| Regional members in Committee of the Regions | 1 |
| Parliamentary right to EWS participation | × ✓ |
| Participation in REGPEX | × ✓ |
| Number subsidiarity complaints since 2010 | 54 |

Domestic EU Policy Shaping (DEUPS)

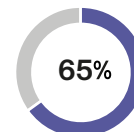


REGIONAL PARLIAMENT & ELECTIONS

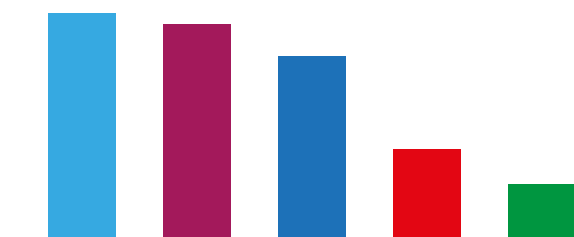
| | |
|---------------------|---------|
| Regional parliament | Landtag |
| Number of seats | 90 |
| Electoral rule | Mixed |
| Election term | 5 years |

| | |
|---------------------------|--------------|
| Election date | Oct 27, 2019 |
| Electorate | 1 729 242 |
| Number of competing lists | 12 |

Turnout

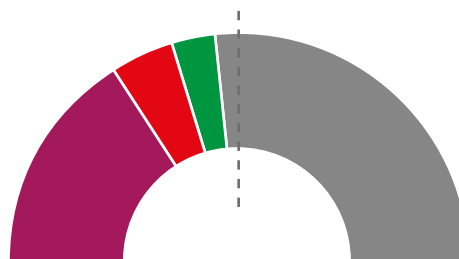


Vote share top 10



| Party | EU political group | Share |
|-------|--------------------|--------|
| CDU | CD | 27.2 % |
| LINKE | UL | 25.8 % |
| AFD | ID | 22.0 % |
| SPD | SD | 10.8 % |
| GRÜNE | Greens | 6.5 % |
| FDP | L | 5.4 % |
| FW | L | 1.0 % |
| IND | NA | 0.8 % |
| MLPD | NA | 0.2 % |
| ODP | Greens | 0.1 % |

Seat share governing parties



| Party | EU political group | Share |
|-------------------|--------------------|--------|
| GOVERNMENT | | |
| LINKE | UL | 32.2 % |
| SPD | SD | 8.9 % |
| GRÜNE | Greens | 5.6 % |
| OPPOSITION | | |
| AFD | ID | 24.4 % |
| CDU | CD | 23.3 % |
| FDP | L | 5.6 % |



Greece

Unitary state | *Elláda*



Population
(2019)

10.7 m



Nominal GDP
(2019)

181.7 bn



Athens

REGIONS WITH REGIONAL DEMOCRACY

- Attica ●
- Central Greece
- Central Macedonia
- Crete
- Eastern Macedonia and Thrace
- Epirus
- Ionian Islands
- North Aegean
- Peloponnese
- South Aegean
- Thessaly
- Western Greece
- Western Macedonia



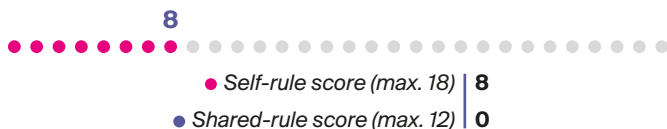
Regional population
(2019)
3.7 m



Regional GDP
(2019)
87.8 bn

REGIONAL AUTHORITY

Regional Authority Index (RAI)



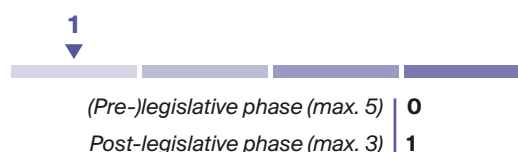
REGIONAL EU INVOLVEMENT

Regional members in Committee of the Regions | **5**
Parliamentary right to EWS participation | **X** ✓

REGIONAL GOVERNMENT

| | |
|---------------------------------|---------------------------------------|
| Form of government | Presidential system |
| Early dissolution of parliament | Not possible |
| Early termination of executive | Not possible |
| <i>Appointment mode:</i> | |
| ▶ head of executive | Directly elected by citizens |
| ▶ other members of executive | Appointed by head of executive |

Domestic EU Policy Shaping (DEUPS)

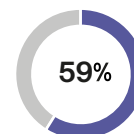


REGIONAL PARLIAMENT & ELECTIONS

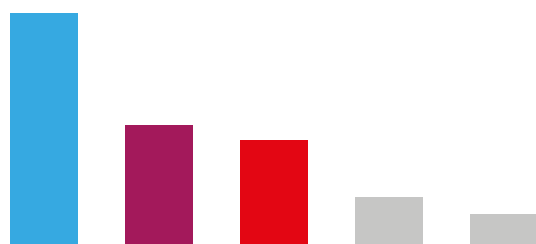
| | |
|---------------------|-------------------------------|
| Regional parliament | Perifereiakó symvoulio |
| Number of seats | 101 |
| Electoral rule | Proportional list |
| Election term | 4 years |

| | |
|---------------------------|---------------------|
| Election date | May 26, 2019 |
| Electorate | 2 913 647 |
| Number of competing lists | 9 |

Turnout



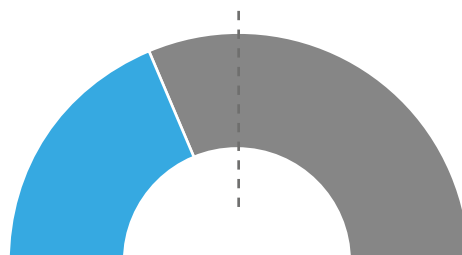
Vote share top 10



| Party | EU political group | Share |
|------------|--------------------|--------|
| ● ND | CD | 38.0 % |
| ● SYRIZA | UL | 19.9 % |
| ● KA | SD | 17.6 % |
| ● KKE | NA | 8.4 % |
| ● CHRAYGH | NA | 5.6 % |
| ● INDreg | NA | 4.6 % |
| ● DX | NA | 2.7 % |
| ● ANTARSYA | NA | 1.8 % |
| ● LAIKI | NA | 1.4 % |



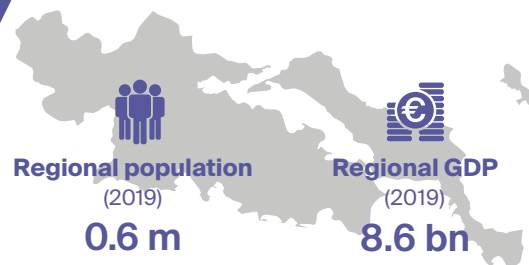
Seat share governing parties



| Party | EU political group | Share |
|-------------------|--------------------|--------|
| GOVERNMENT | | |
| ● ND | CD | 37.6 % |
| OPPOSITION | | |
| ● SYRIZA | UL | 19.8 % |
| ● KA | SD | 16.8 % |
| ● INDreg | NA | 8.9 % |
| ● KKE | NA | 7.9 % |
| ● CHRAYGH | NA | 5.9 % |
| ● ANTARSYA | NA | 2.0 % |
| ● LAIKI | NA | 1.0 % |

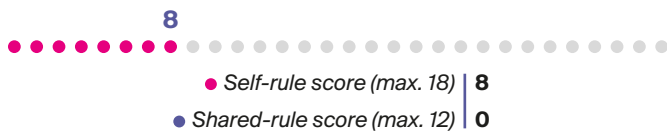
Central Greece

Stereá Elláda



REGIONAL AUTHORITY

Regional Authority Index (RAI)



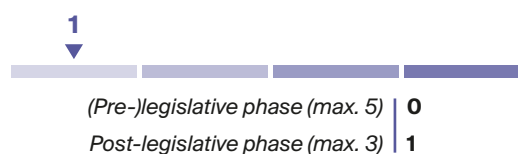
REGIONAL EU INVOLVEMENT

Regional members in Committee of the Regions | 0
Parliamentary right to EWS participation | X ✓

REGIONAL GOVERNMENT

| | |
|---------------------------------|--------------------------------|
| Form of government | Presidential system |
| Early dissolution of parliament | Not possible |
| Early termination of executive | Not possible |
| <i>Appointment mode:</i> | |
| ▶ head of executive | Directly elected by citizens |
| ▶ other members of executive | Appointed by head of executive |

Domestic EU Policy Shaping (DEUPS)

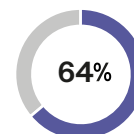


REGIONAL PARLIAMENT & ELECTIONS

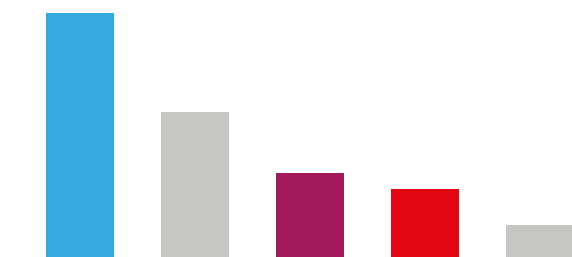
| | |
|---------------------|-----------------------|
| Regional parliament | Perifereiakó symvouío |
| Number of seats | 51 |
| Electoral rule | Proportional list |
| Election term | 4 years |

| | |
|---------------------------|--------------|
| Election date | May 26, 2019 |
| Electorate | 530 107 |
| Number of competing lists | 8 |

Turnout

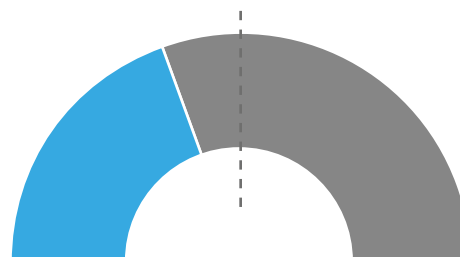


Vote share top 10



| Party | EU political group | Share |
|----------|--------------------|-------|
| ND | CD | 39.8% |
| INDreg | NA | 23.8% |
| SYRIZA | UL | 14.1% |
| KA | SD | 11.4% |
| KKE | NA | 5.6% |
| CHRAYGH | NA | 2.5% |
| LAIKI | NA | 1.4% |
| ANTARSYA | NA | 1.4% |

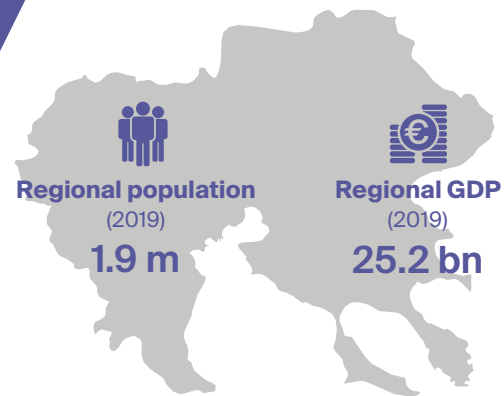
Seat share governing parties



| Party | EU political group | Share |
|-------------------|--------------------|-------|
| GOVERNMENT | | |
| ND | CD | 39.2% |
| OPPOSITION | | |
| INDreg | NA | 23.5% |
| SYRIZA | UL | 13.7% |
| KA | SD | 11.8% |
| KKE | NA | 5.9% |
| ANTARSYA | NA | 2.0% |
| CHRAYGH | NA | 2.0% |
| LAIKI | NA | 2.0% |

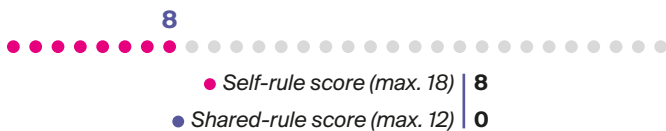
Central Macedonia

Kentriki Makedonia



REGIONAL AUTHORITY

Regional Authority Index (RAI)



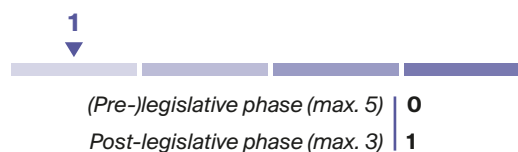
REGIONAL EU INVOLVEMENT

Regional members in Committee of the Regions | 2
Parliamentary right to EWS participation | X ✓

REGIONAL GOVERNMENT

| | |
|---------------------------------|--------------------------------|
| Form of government | Presidential system |
| Early dissolution of parliament | Not possible |
| Early termination of executive | Not possible |
| Appointment mode: | |
| ▶ head of executive | Directly elected by citizens |
| ▶ other members of executive | Appointed by head of executive |

Domestic EU Policy Shaping (DEUPS)

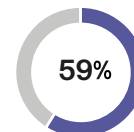


REGIONAL PARLIAMENT & ELECTIONS

| | |
|---------------------|------------------------|
| Regional parliament | Perifereiakó symvoulio |
| Number of seats | 71 |
| Electoral rule | Proportional list |
| Election term | 4 years |

| | |
|---------------------------|--------------|
| Election date | May 26, 2019 |
| Electorate | 1 682 718 |
| Number of competing lists | 9 |

Turnout

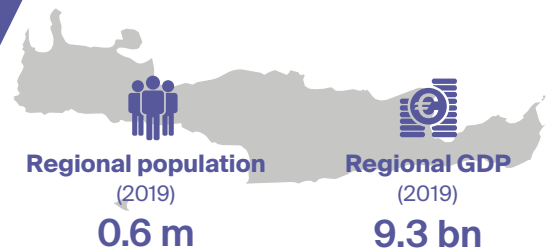


Vote share top 10

| Party | EU political group | Share |
|----------|--------------------|--------|
| ND | CD | 62.0 % |
| SYRIZA | UL | 11.5 % |
| KA | SD | 7.2 % |
| KKE | NA | 5.7 % |
| CHRAYGH | NA | 3.8 % |
| OIKPRAS | Greens | 3.2 % |
| INDreg | NA | 2.8 % |
| LAIKI | NA | 2.0 % |
| ANTARSYA | NA | 1.8 % |

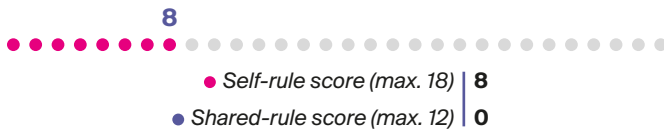
Seat share governing parties

| Party | EU political group | Share |
|-------------------|--------------------|--------|
| GOVERNMENT | | |
| ND | CD | 62.0 % |
| OPPOSITION | | |
| SYRIZA | UL | 11.3 % |
| KA | SD | 7.0 % |
| KKE | NA | 5.6 % |
| CHRAYGH | NA | 4.2 % |
| INDreg | NA | 4.2 % |
| OIKPRAS | Greens | 2.8 % |
| ANTARSYA | NA | 1.4 % |
| LAIKI | NA | 1.4 % |



REGIONAL AUTHORITY

Regional Authority Index (RAI)



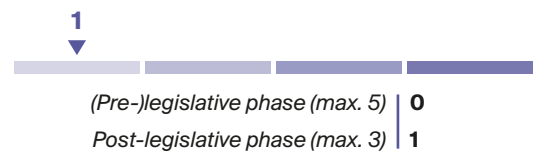
REGIONAL EU INVOLVEMENT

Regional members in Committee of the Regions | 2
Parliamentary right to EWS participation | X ✓

REGIONAL GOVERNMENT

| | |
|---------------------------------|---------------------------------------|
| Form of government | Presidential system |
| Early dissolution of parliament | Not possible |
| Early termination of executive | Not possible |
| <i>Appointment mode:</i> | |
| ▶ head of executive | Directly elected by citizens |
| ▶ other members of executive | Appointed by head of executive |

Domestic EU Policy Shaping (DEUPS)

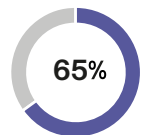


REGIONAL PARLIAMENT & ELECTIONS

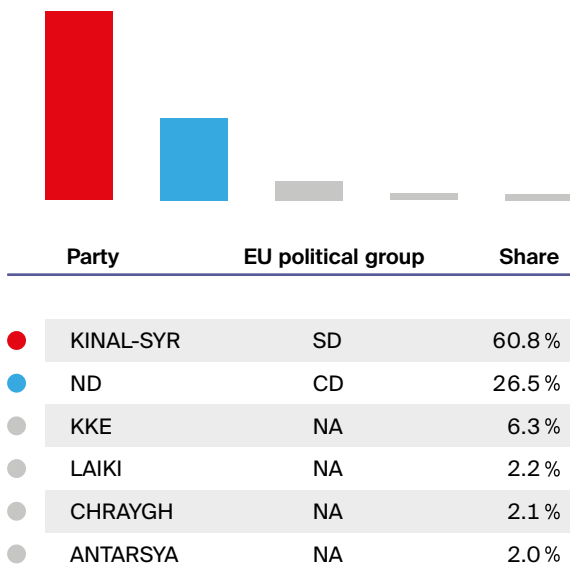
| | |
|---------------------|-------------------------------|
| Regional parliament | Perifereiakó symvoulio |
| Number of seats | 51 |
| Electoral rule | Proportional list |
| Election term | 4 years |

| | |
|---------------------------|---------------------|
| Election date | May 26, 2019 |
| Electorate | 546 099 |
| Number of competing lists | 6 |

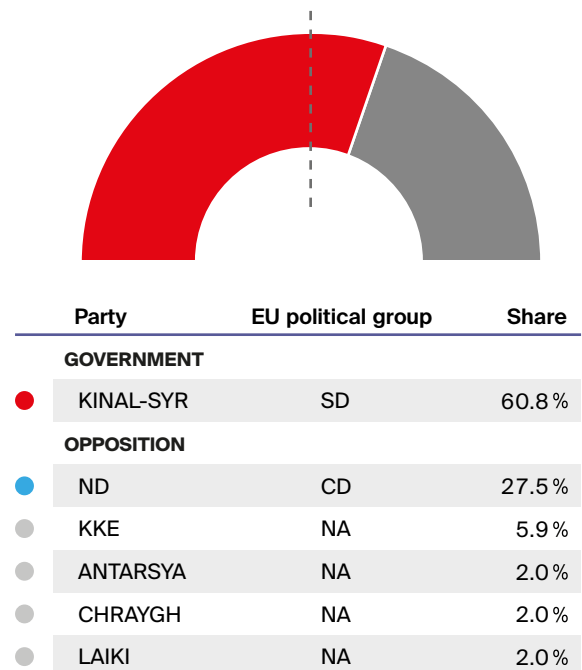
Turnout



Vote share top 10

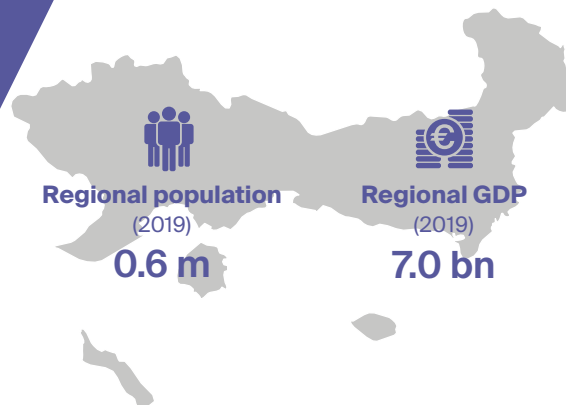


Seat share governing parties



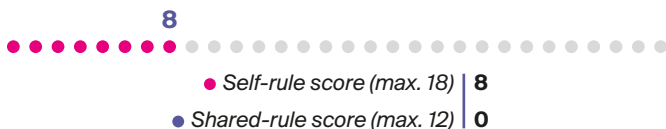
Eastern Macedonia and Thrace

Anatoliki Makedonia, Thraki



REGIONAL AUTHORITY

Regional Authority Index (RAI)



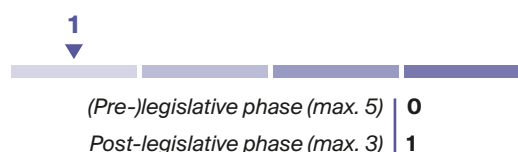
REGIONAL EU INVOLVEMENT

Regional members in Committee of the Regions | 0
Parliamentary right to EWS participation | X ✓

REGIONAL GOVERNMENT

| | |
|---------------------------------|---------------------------------------|
| Form of government | Presidential system |
| Early dissolution of parliament | Not possible |
| Early termination of executive | Not possible |
| <i>Appointment mode:</i> | |
| ▶ head of executive | Directly elected by citizens |
| ▶ other members of executive | Appointed by head of executive |

Domestic EU Policy Shaping (DEUPS)

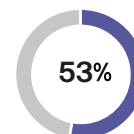


REGIONAL PARLIAMENT & ELECTIONS

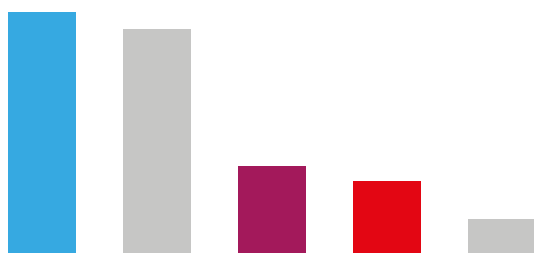
| | |
|---------------------|-------------------------------|
| Regional parliament | Perifereiakó symvoulio |
| Number of seats | 51 |
| Electoral rule | Proportional list |
| Election term | 4 years |

| | |
|---------------------------|---------------------|
| Election date | May 26, 2019 |
| Electorate | 662 698 |
| Number of competing lists | 7 |

Turnout

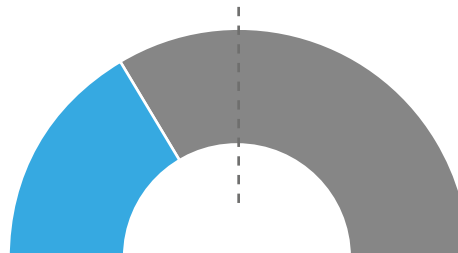


Vote share top 10

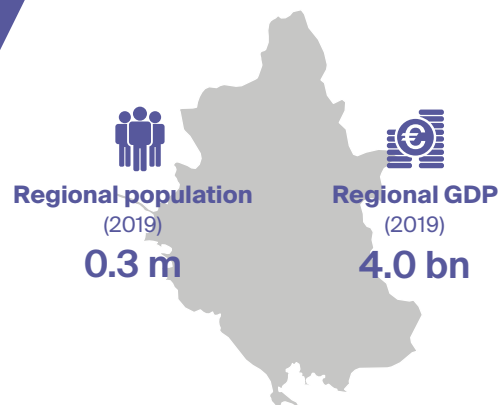


| Party | EU political group | Share |
|----------|--------------------|--------|
| ND | CD | 34.4 % |
| INDreg | NA | 32.0 % |
| SYRIZA | UL | 12.7 % |
| KA | SD | 10.6 % |
| KKE | NA | 5.2 % |
| CHRAYGH | NA | 3.6 % |
| ANTARSYA | NA | 1.5 % |

Seat share governing parties

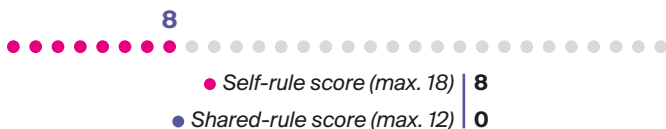


| Party | EU political group | Share |
|-------------------|--------------------|--------|
| GOVERNMENT | | |
| ND | CD | 33.3 % |
| OPPOSITION | | |
| INDreg | NA | 33.3 % |
| SYRIZA | UL | 11.8 % |
| KA | SD | 9.8 % |
| KKE | NA | 5.9 % |
| CHRAYGH | NA | 3.9 % |
| ANTARSYA | NA | 2.0 % |



REGIONAL AUTHORITY

Regional Authority Index (RAI)



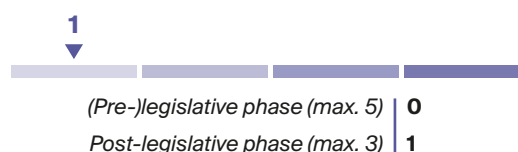
REGIONAL EU INVOLVEMENT

Regional members in Committee of the Regions | 0
Parliamentary right to EWS participation | X ✓

REGIONAL GOVERNMENT

| | |
|---------------------------------|---------------------------------------|
| Form of government | Presidential system |
| Early dissolution of parliament | Not possible |
| Early termination of executive | Not possible |
| <i>Appointment mode:</i> | |
| ▶ head of executive | Directly elected by citizens |
| ▶ other members of executive | Appointed by head of executive |

Domestic EU Policy Shaping (DEUPS)

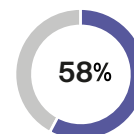


REGIONAL PARLIAMENT & ELECTIONS

| | |
|---------------------|-------------------------------|
| Regional parliament | Perifereiakó symvoulio |
| Number of seats | 51 |
| Electoral rule | Proportional list |
| Election term | 4 years |

| | |
|---------------------------|---------------------|
| Election date | May 26, 2019 |
| Electorate | 378 398 |
| Number of competing lists | 8 |

Turnout

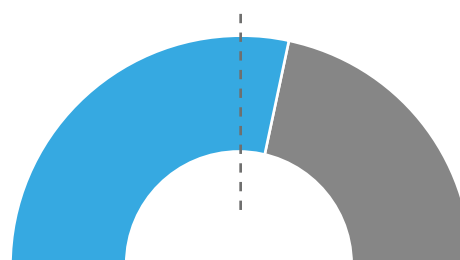


Vote share top 10



| Party | EU political group | Share |
|------------|--------------------|--------|
| ● ND | CD | 57.1 % |
| ● SYRIZA | UL | 14.9 % |
| ● INDreg | NA | 9.8 % |
| ● KA | SD | 7.9 % |
| ● KKE | NA | 6.0 % |
| ● ANTARSYA | NA | 1.8 % |
| ● LAIKI | NA | 1.3 % |
| ● CHRAYGH | NA | 1.2 % |

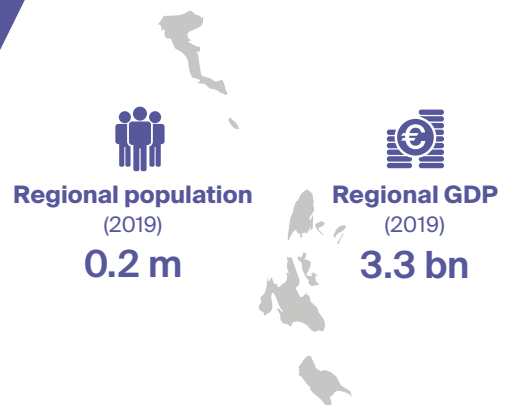
Seat share governing parties



| Party | EU political group | Share |
|-------------------|--------------------|--------|
| GOVERNMENT | | |
| ● ND | CD | 56.9 % |
| OPPOSITION | | |
| ● SYRIZA | UL | 13.7 % |
| ● INDreg | NA | 9.8 % |
| ● KA | SD | 7.8 % |
| ● KKE | NA | 5.9 % |
| ● ANTARSYA | NA | 2.0 % |
| ● CHRAYGH | NA | 2.0 % |
| ● LAIKI | NA | 2.0 % |

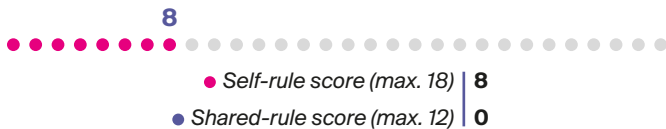
Ionian Islands

Ionía Nísia



REGIONAL AUTHORITY

Regional Authority Index (RAI)



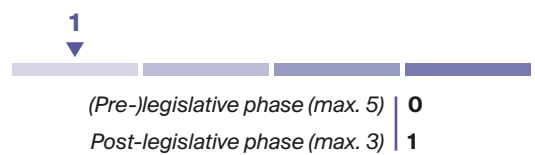
REGIONAL EU INVOLVEMENT

Regional members in Committee of the Regions | 1
Parliamentary right to EWS participation | X ✓

REGIONAL GOVERNMENT

| | |
|---------------------------------|--------------------------------|
| Form of government | Presidential system |
| Early dissolution of parliament | Not possible |
| Early termination of executive | Not possible |
| <i>Appointment mode:</i> | |
| ▶ head of executive | Directly elected by citizens |
| ▶ other members of executive | Appointed by head of executive |

Domestic EU Policy Shaping (DEUPS)

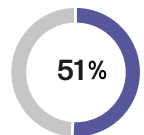


REGIONAL PARLIAMENT & ELECTIONS

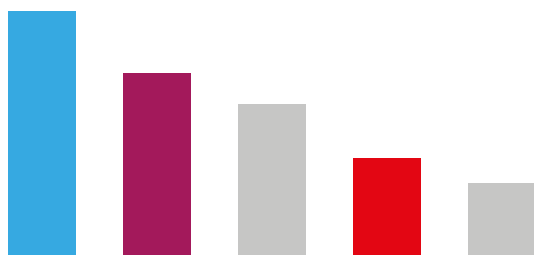
| | |
|---------------------|-----------------------|
| Regional parliament | Perifereiakó symvouío |
| Number of seats | 41 |
| Electoral rule | Proportional list |
| Election term | 4 years |

| | |
|---------------------------|--------------|
| Election date | May 26, 2019 |
| Electorate | 235 485 |
| Number of competing lists | 8 |

Turnout

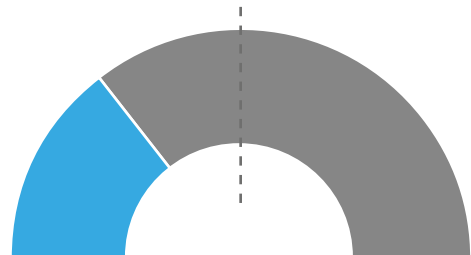


Vote share top 10



| Party | EU political group | Share |
|------------|--------------------|--------|
| ● ND | CD | 29.6 % |
| ● SYRIZA | UL | 22.1 % |
| ● INDreg | NA | 18.4 % |
| ● KKE | NA | 11.9 % |
| ● KA | SD | 8.8 % |
| ● CHRAYGH | NA | 4.1 % |
| ● LAIKI | NA | 3.2 % |
| ● ANTARSYA | NA | 1.9 % |

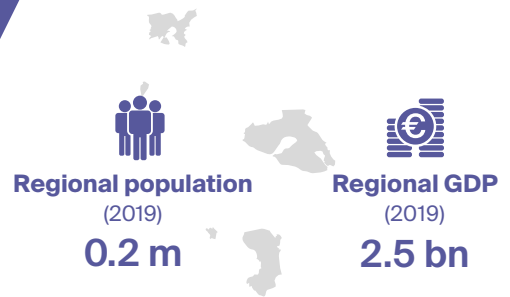
Seat share governing parties



| Party | EU political group | Share |
|-------------------|--------------------|--------|
| GOVERNMENT | | |
| ● ND | CD | 29.3 % |
| OPPOSITION | | |
| ● SYRIZA | UL | 22.0 % |
| ● INDreg | NA | 17.1 % |
| ● KKE | NA | 12.2 % |
| ● KA | SD | 9.8 % |
| ● CHRAYGH | NA | 4.9 % |
| ● ANTARSYA | NA | 2.4 % |
| ● LAIKI | NA | 2.4 % |

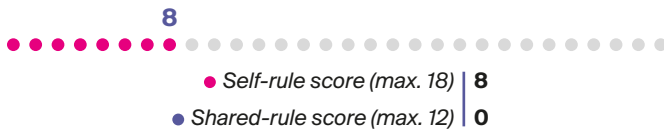
North Aegean

Voreio Aigaio



REGIONAL AUTHORITY

Regional Authority Index (RAI)



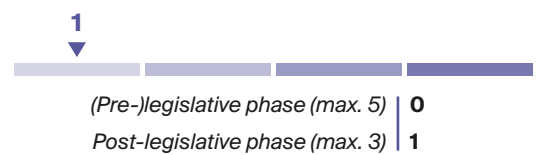
REGIONAL EU INVOLVEMENT

Regional members in Committee of the Regions | **0**
Parliamentary right to EWS participation | **X** ✓

REGIONAL GOVERNMENT

| | |
|---------------------------------|---------------------------------------|
| Form of government | Presidential system |
| Early dissolution of parliament | Not possible |
| Early termination of executive | Not possible |
| <i>Appointment mode:</i> | |
| ▶ head of executive | Directly elected by citizens |
| ▶ other members of executive | Appointed by head of executive |

Domestic EU Policy Shaping (DEUPS)

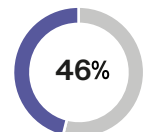


REGIONAL PARLIAMENT & ELECTIONS

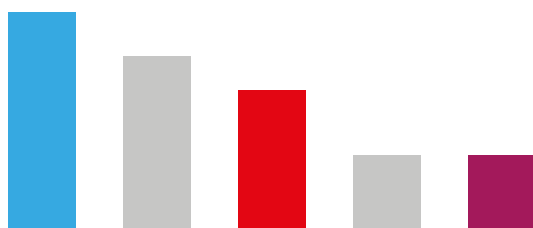
| | |
|---------------------|------------------------------|
| Regional parliament | Perifereiakó symvouío |
| Number of seats | 41 |
| Electoral rule | Proportional list |
| Election term | 4 years |

| | |
|---------------------------|---------------------|
| Election date | May 26, 2019 |
| Electorate | 239 297 |
| Number of competing lists | 7 |

Turnout

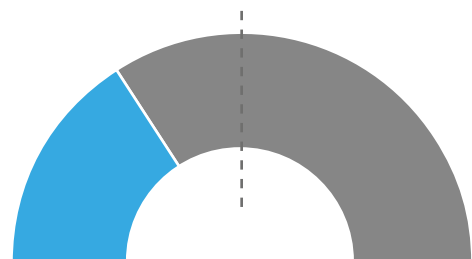


Vote share top 10



| Party | EU political group | Share |
|------------|--------------------|--------|
| ● ND | CD | 30.6 % |
| ● INDreg | NA | 24.4 % |
| ● KA | SD | 19.6 % |
| ● KKE | NA | 10.5 % |
| ● SYRIZA | UL | 10.4 % |
| ● LAIKI | NA | 2.9 % |
| ● ANTARSYA | NA | 1.6 % |

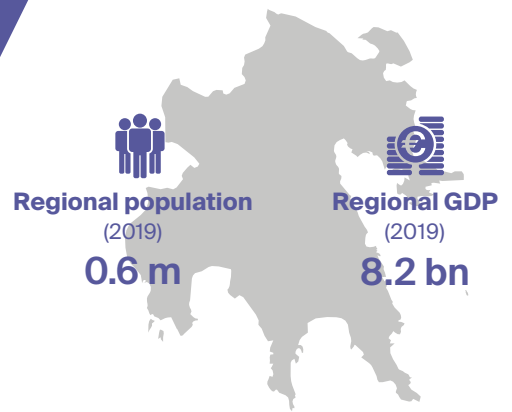
Seat share governing parties



| Party | EU political group | Share |
|-------------------|--------------------|--------|
| GOVERNMENT | | |
| ● ND | CD | 31.7 % |
| OPPOSITION | | |
| ● INDreg | NA | 24.4 % |
| ● KA | SD | 19.5 % |
| ● KKE | NA | 9.8 % |
| ● SYRIZA | UL | 9.8 % |
| ● ANTARSYA | NA | 2.4 % |
| ● LAIKI | NA | 2.4 % |

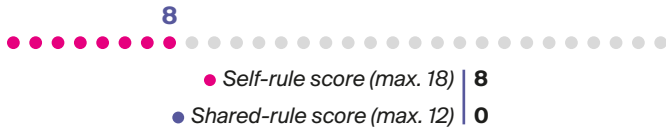
Peloponnese

Peloponnisos



REGIONAL AUTHORITY

Regional Authority Index (RAI)



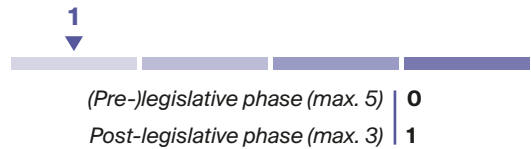
REGIONAL EU INVOLVEMENT

Regional members in Committee of the Regions | 0
Parliamentary right to EWS participation | X ✓

REGIONAL GOVERNMENT

| | |
|---------------------------------|--------------------------------|
| Form of government | Presidential system |
| Early dissolution of parliament | Not possible |
| Early termination of executive | Not possible |
| <i>Appointment mode:</i> | |
| ▶ head of executive | Directly elected by citizens |
| ▶ other members of executive | Appointed by head of executive |

Domestic EU Policy Shaping (DEUPS)

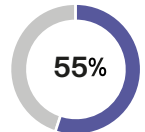


REGIONAL PARLIAMENT & ELECTIONS

| | |
|---------------------|------------------------|
| Regional parliament | Perifereiakó symvoulio |
| Number of seats | 51 |
| Electoral rule | Proportional list |
| Election term | 4 years |

| | |
|---------------------------|--------------|
| Election date | May 26, 2019 |
| Electorate | 681 859 |
| Number of competing lists | 9 |

Turnout

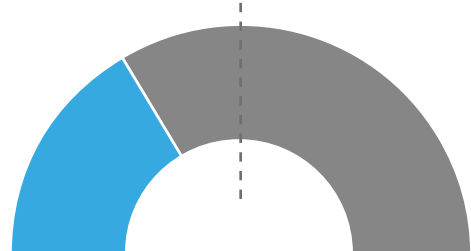


Vote share top 10



| Party | EU political group | Share |
|----------|--------------------|--------|
| INDreg | NA | 34.1 % |
| ND | CD | 33.6 % |
| SYRIZA | UL | 14.6 % |
| KA | SD | 4.6 % |
| KKE | NI | 4.6 % |
| LAIKI | NA | 2.8 % |
| CHRAYGH | NI | 2.7 % |
| OIKPRAS | Greens | 1.5 % |
| ANTARSYA | NA | 1.4 % |

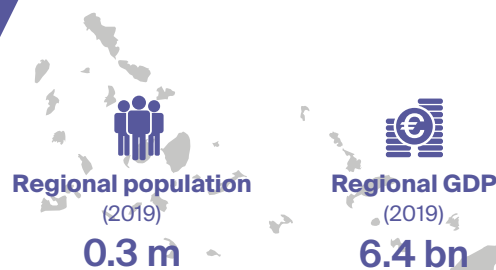
Seat share governing parties



| Party | EU political group | Share |
|-------------------|--------------------|--------|
| GOVERNMENT | | |
| ND | CD | 33.3 % |
| OPPOSITION | | |
| INDreg | NA | 33.3 % |
| SYRIZA | UL | 15.7 % |
| KA | SD | 3.9 % |
| KKE | NA | 3.9 % |
| LAIKI | NA | 3.9 % |
| ANTARSYA | NA | 2.0 % |
| CHRAYGH | NA | 2.0 % |
| OIKPRAS | Greens | 2.0 % |

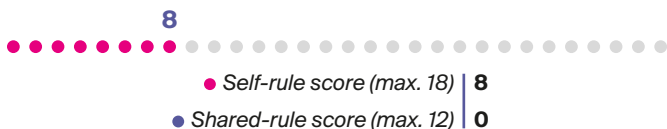
South Aegean

Notio Aigaio



REGIONAL AUTHORITY

Regional Authority Index (RAI)



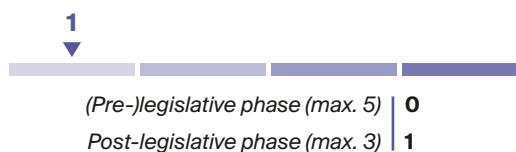
REGIONAL EU INVOLVEMENT

Regional members in Committee of the Regions | 1
Parliamentary right to EWS participation | X ✓

REGIONAL GOVERNMENT

| | |
|---------------------------------|--------------------------------|
| Form of government | Presidential system |
| Early dissolution of parliament | Not possible |
| Early termination of executive | Not possible |
| Appointment mode: | |
| ▶ head of executive | Directly elected by citizens |
| ▶ other members of executive | Appointed by head of executive |

Domestic EU Policy Shaping (DEUPS)

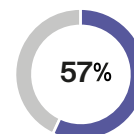


REGIONAL PARLIAMENT & ELECTIONS

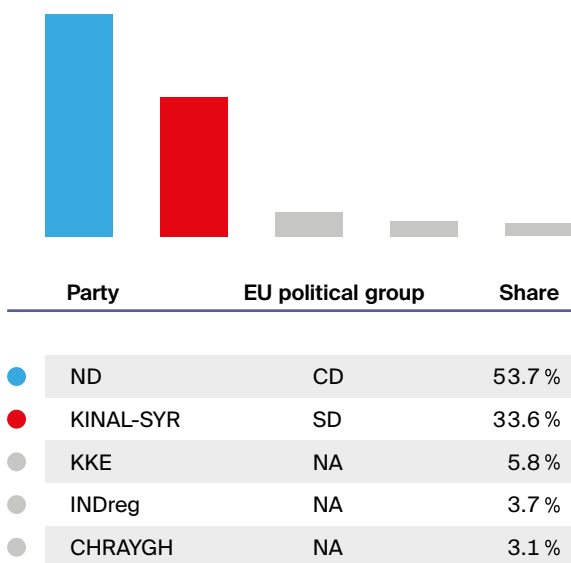
| | |
|---------------------|------------------------|
| Regional parliament | Perifereiakó symvoulio |
| Number of seats | 51 |
| Electoral rule | Proportional list |
| Election term | 4 years |

| | |
|---------------------------|--------------|
| Election date | May 26, 2019 |
| Electorate | 321 357 |
| Number of competing lists | 5 |

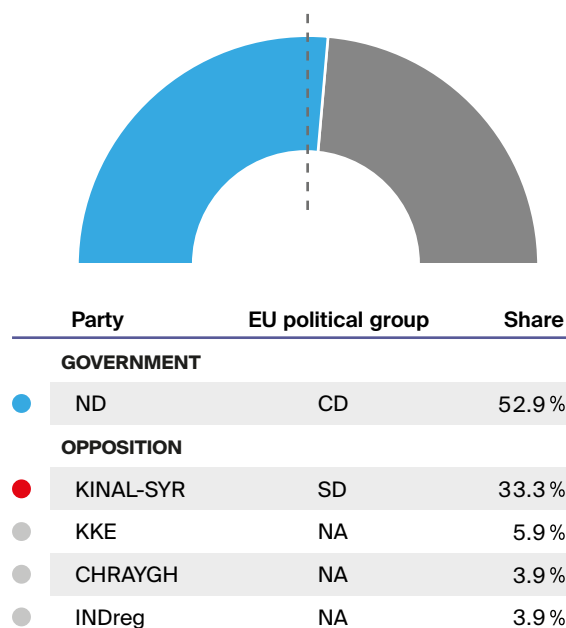
Turnout



Vote share top 10

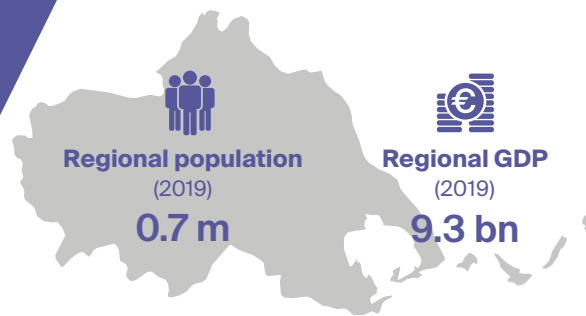


Seat share governing parties



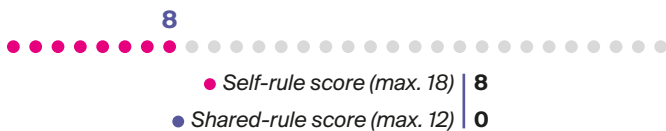
Thessaly

Thessalia



REGIONAL AUTHORITY

Regional Authority Index (RAI)



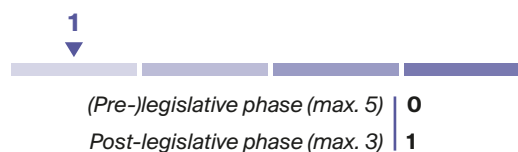
REGIONAL EU INVOLVEMENT

Regional members in Committee of the Regions | 1
Parliamentary right to EWS participation | X ✓

REGIONAL GOVERNMENT

| | |
|---------------------------------|--------------------------------|
| Form of government | Presidential system |
| Early dissolution of parliament | Not possible |
| Early termination of executive | Not possible |
| Appointment mode: | |
| ▶ head of executive | Directly elected by citizens |
| ▶ other members of executive | Appointed by head of executive |

Domestic EU Policy Shaping (DEUPS)

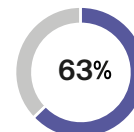


REGIONAL PARLIAMENT & ELECTIONS

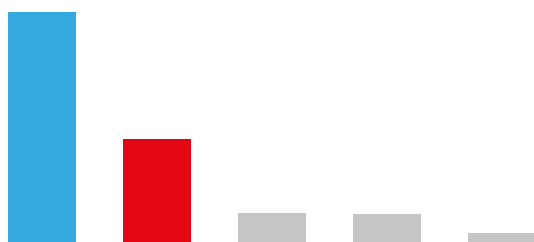
| | |
|---------------------|------------------------|
| Regional parliament | Perifereiakó symvoulio |
| Number of seats | 51 |
| Electoral rule | Proportional list |
| Election term | 4 years |

| | |
|---------------------------|--------------|
| Election date | May 26, 2019 |
| Electorate | 708 786 |
| Number of competing lists | 7 |

Turnout

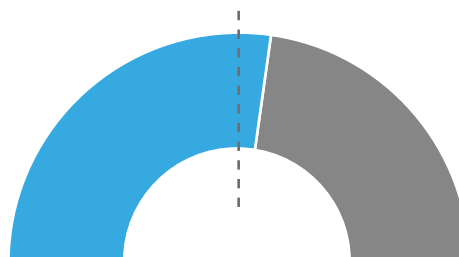


Vote share top 10



| Party | EU political group | Share |
|-------------|--------------------|--------|
| ● ND | CD | 55.8 % |
| ● KINAL-SYR | SD | 25.2 % |
| ● INDreg | NA | 7.2 % |
| ● KKE | NA | 7.0 % |
| ● CHRAYGH | NA | 2.5 % |
| ● ANTARSYA | NA | 1.4 % |
| ● LAIKI | NA | 1.0 % |

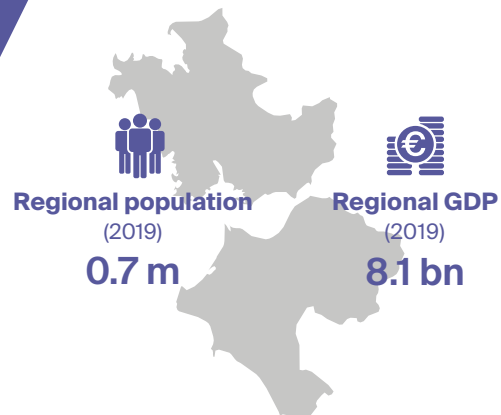
Seat share governing parties



| Party | EU political group | Share |
|-------------------|--------------------|--------|
| GOVERNMENT | | |
| ● ND | CD | 54.9 % |
| OPPOSITION | | |
| ● KINAL-SYR | SD | 25.5 % |
| ● INDreg | NA | 7.8 % |
| ● KKE | NA | 7.8 % |
| ● ANTARSYA | NA | 2.0 % |
| ● CHRAYGH | NA | 2.0 % |

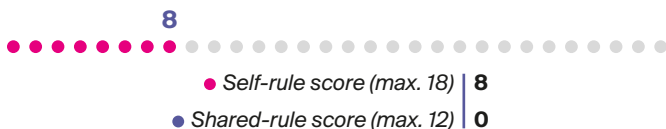
Western Greece

Dytiki Elláda



REGIONAL AUTHORITY

Regional Authority Index (RAI)



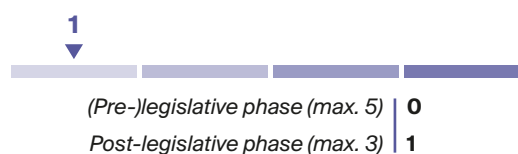
REGIONAL EU INVOLVEMENT

Regional members in Committee of the Regions | 0
Parliamentary right to EWS participation | X ✓

REGIONAL GOVERNMENT

| | |
|---------------------------------|---------------------------------------|
| Form of government | Presidential system |
| Early dissolution of parliament | Not possible |
| Early termination of executive | Not possible |
| <i>Appointment mode:</i> | |
| ▶ head of executive | Directly elected by citizens |
| ▶ other members of executive | Appointed by head of executive |

Domestic EU Policy Shaping (DEUPS)

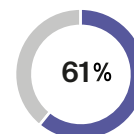


REGIONAL PARLIAMENT & ELECTIONS

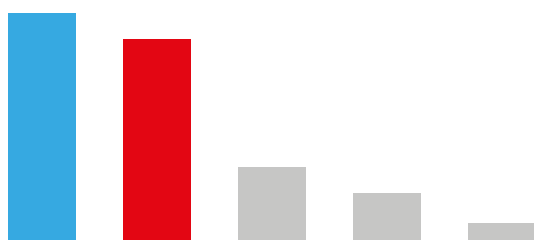
| | |
|---------------------|-------------------------------|
| Regional parliament | Perifereiakó symvoulio |
| Number of seats | 51 |
| Electoral rule | Proportional list |
| Election term | 4 years |

Election date | **May 26, 2019**
Electorate | **688 176**
Number of competing lists | **8**

Turnout

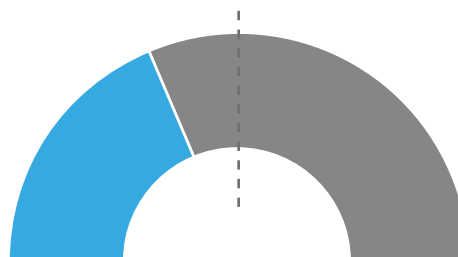


Vote share top 10



| Party | EU political group | Share |
|-------------|--------------------|--------|
| ● ND | CD | 37.0 % |
| ● KINAL-SYR | SD | 32.9 % |
| ● INDreg | NA | 12.2 % |
| ● KKE | NA | 8.0 % |
| ● LAIKI | NA | 3.3 % |
| ● CHRAYGH | NA | 2.7 % |
| ● OIKPRAS | Greens | 2.5 % |
| ● ANTARSYA | NA | 1.4 % |

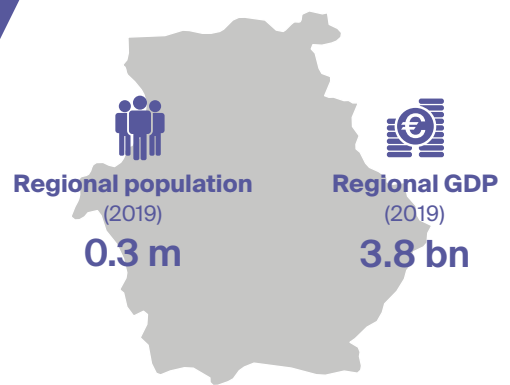
Seat share governing parties



| Party | EU political group | Share |
|-------------------|--------------------|--------|
| GOVERNMENT | | |
| ● ND | CD | 37.3 % |
| OPPOSITION | | |
| ● KINAL-SYR | SD | 33.3 % |
| ● INDreg | NA | 11.8 % |
| ● KKE | NA | 7.8 % |
| ● LAIKI | NA | 3.9 % |
| ● ANTARSYA | NA | 2.0 % |
| ● CHRAYGH | NA | 2.0 % |
| ● OIKPRAS | Greens | 2.0 % |

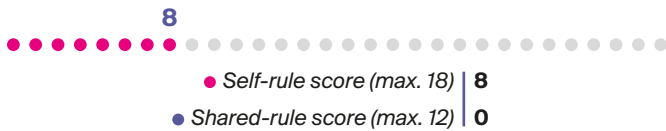
Western Macedonia

Dytiki Makedonia



REGIONAL AUTHORITY

Regional Authority Index (RAI)



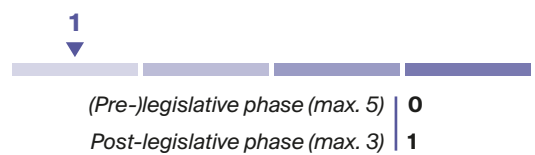
REGIONAL EU INVOLVEMENT

Regional members in Committee of the Regions | 0
Parliamentary right to EWS participation | X ✓

REGIONAL GOVERNMENT

| | |
|---------------------------------|--------------------------------|
| Form of government | Presidential system |
| Early dissolution of parliament | Not possible |
| Early termination of executive | Not possible |
| Appointment mode: | |
| ▶ head of executive | Directly elected by citizens |
| ▶ other members of executive | Appointed by head of executive |

Domestic EU Policy Shaping (DEUPS)

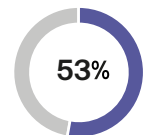


REGIONAL PARLIAMENT & ELECTIONS

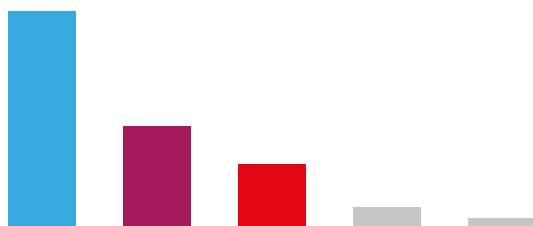
| | |
|---------------------|------------------------|
| Regional parliament | Perifereiakó symvoulio |
| Number of seats | 41 |
| Electoral rule | Proportional list |
| Election term | 4 years |

| | |
|---------------------------|--------------|
| Election date | May 26, 2019 |
| Electorate | 357 242 |
| Number of competing lists | 6 |

Turnout

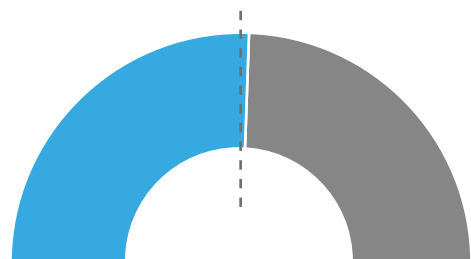


Vote share top 10



| Party | EU political group | Share |
|------------|--------------------|--------|
| ● ND | CD | 52.1 % |
| ● SYRIZA | UL | 24.3 % |
| ● KA | SD | 15.3 % |
| ● KKE | NA | 4.8 % |
| ● CHRAYGH | NA | 2.1 % |
| ● ANTARSYA | NA | 1.5 % |

Seat share governing parties



| Party | EU political group | Share |
|-------------------|--------------------|--------|
| GOVERNMENT | | |
| ● ND | CD | 51.2 % |
| OPPOSITION | | |
| ● SYRIZA | UL | 24.4 % |
| ● KA | SD | 14.6 % |
| ● KKE | NA | 4.9 % |
| ● ANTARSYA | NA | 2.4 % |
| ● CHRAYGH | NA | 2.4 % |



Population
(2019)
59.2 m



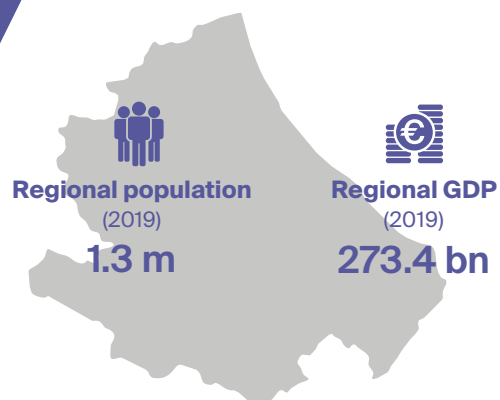
Nominal GDP
(2019)
1782.4 bn

REGIONS WITH REGIONAL DEMOCRACY

- Abruzzo
- Aosta Valley
- Apulia
- Basilicata
- Calabria
- Campania
- Emilia-Romagna
- Friuli Venezia Giulia
- Lazio ●
- Liguria
- Lombardy
- Marche
- Molise
- Piedmont
- Sardinia
- Sicily
- South Tyrol
- Trentino
- Tuscany
- Umbria
- Veneto

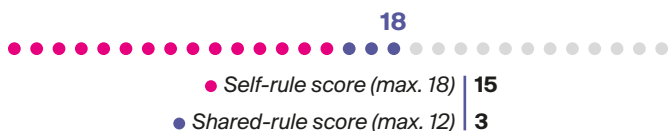


Rome



REGIONAL AUTHORITY

Regional Authority Index (RAI)



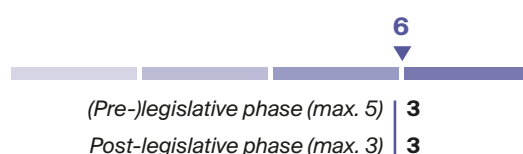
REGIONAL GOVERNMENT

| | |
|---------------------------------|---|
| Form of government | Elected prime ministerial |
| Early dissolution of parliament | Both regional assembly and regional executive |
| Early termination of executive | Simple majority |
| <i>Appointment mode:</i> | |
| ▶ head of executive | Directly elected by citizens |
| ▶ other members of executive | Appointed by head of executive |

REGIONAL EU INVOLVEMENT

| | |
|--|-----|
| Regional members in Committee of the Regions | 1 |
| Parliamentary right to EWS participation | × ✓ |
| Participation in REGPEX | × ✓ |
| Number subsidiarity complaints since 2010 | 3 |

Domestic EU Policy Shaping (DEUPS)

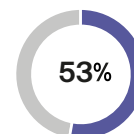


REGIONAL PARLIAMENT & ELECTIONS

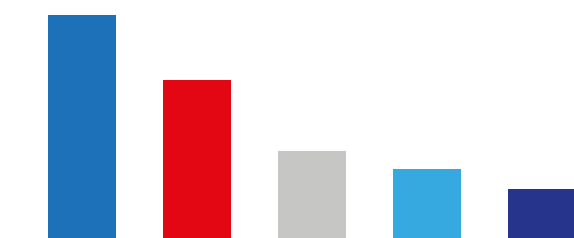
| | |
|---------------------|---------------------|
| Regional parliament | Consiglio regionale |
| Number of seats | 31 |
| Electoral rule | Mixed |
| Election term | 5 years |

| | |
|---------------------------|--------------|
| Election date | Feb 10, 2019 |
| Electorate | 1 211 204 |
| Number of competing lists | 15 |

Turnout

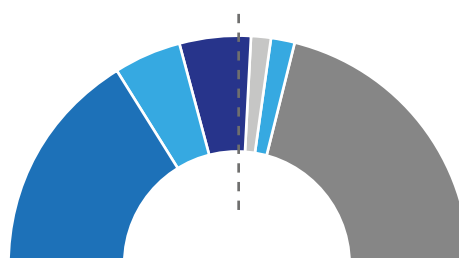


Vote share top 10

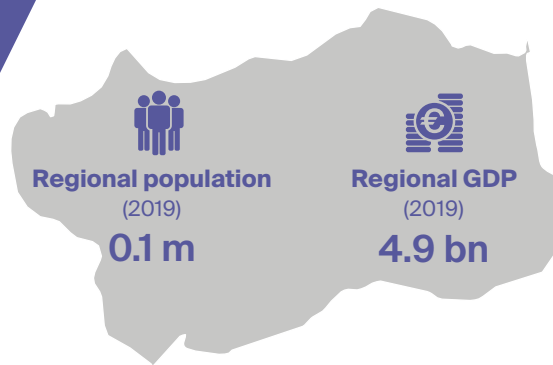


| Party | EU political group | Share |
|---------|--------------------|--------|
| LN | ID | 27.5 % |
| M5S | NA | 19.7 % |
| PD | SD | 11.1 % |
| FI | CD | 9.0 % |
| FDI-CN | ECR | 6.5 % |
| LEGPRES | NA | 5.6 % |
| IIC | NA | 3.9 % |
| AZIP | NA | 3.2 % |
| UDC | CD | 2.9 % |
| LeU | NA | 2.8 % |

Seat share governing parties




| Party | EU political group | Share |
|-------------------|--------------------|--------|
| GOVERNMENT | | |
| LN | ID | 32.3 % |
| FI | CD | 9.7 % |
| FDI-CN | ECR | 9.7 % |
| AZIP | NA | 3.2 % |
| UDC | CD | 3.2 % |
| OPPOSITION | | |
| M5S | NA | 22.6 % |
| PD | SD | 12.9 % |
| IIC | NA | 3.2 % |
| LEGPRES | NA | 3.2 % |



REGIONAL AUTHORITY

Regional Authority Index (RAI)



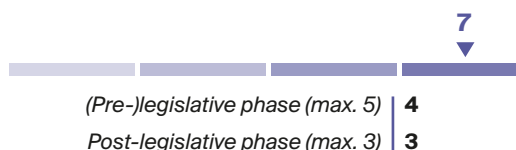
REGIONAL EU INVOLVEMENT

| | |
|--|-----|
| Regional members in Committee of the Regions | 0 |
| Parliamentary right to EWS participation | ✗ ✓ |
| Participation in REGPEX | ✗ ✓ |
| Number subsidiarity complaints since 2010 | 0 |

REGIONAL GOVERNMENT

| | |
|---------------------------------|--------------------------------------|
| Form of government | Parliamentary democracy |
| Early dissolution of parliament | Regional assembly |
| Early termination of executive | Special majority |
| <i>Appointment mode:</i> | |
| ▶ head of executive | Elected by regional assembly |
| ▶ other members of executive | Elected at once by regional assembly |

Domestic EU Policy Shaping (DEUPS)

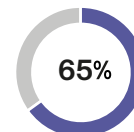


REGIONAL PARLIAMENT & ELECTIONS

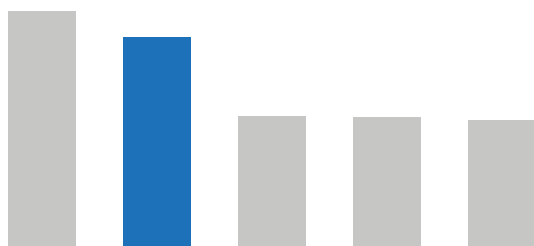
| | |
|---------------------|---------------------|
| Regional parliament | Consiglio regionale |
| Number of seats | 35 |
| Electoral rule | Proportional list |
| Election term | 5 years |

| | |
|---------------------------|--------------|
| Election date | May 20, 2018 |
| Electorate | 103 122 |
| Number of competing lists | 10 |

Turnout

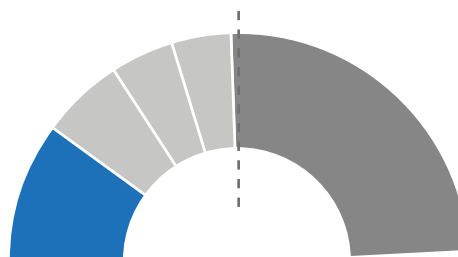


Vote share top 10

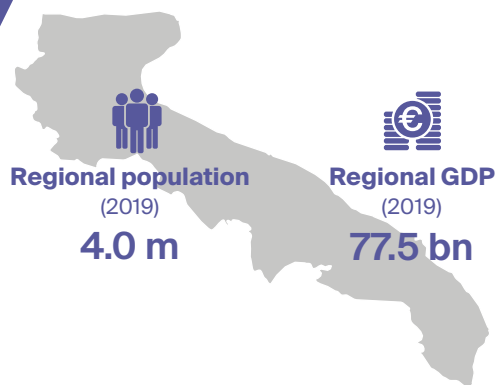


| Party | EU political group | Share |
|-------|--------------------|-------|
| UV | NA | 19.2% |
| LN | ID | 17.1% |
| SAI | NA | 10.7% |
| UVP | NA | 10.6% |
| M5S | NA | 10.4% |
| ALPE | NA | 9.0% |
| IMC | NA | 7.5% |
| MOUV | NA | 7.1% |
| PD | SD | 5.4% |
| FI | CD | 2.9% |

Seat share governing parties

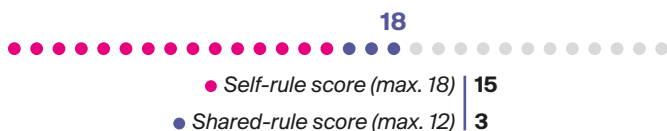


| Party | EU political group | Share |
|-------------------|--------------------|-------|
| GOVERNMENT | | |
| LN | ID | 20.0% |
| SAI | NA | 11.4% |
| ALPE | NA | 8.6% |
| MOUV | NA | 8.6% |
| OPPOSITION | | |
| UV | NA | 20.0% |
| M5S | NA | 11.4% |
| UVP | NA | 11.4% |
| IMC | NA | 8.6% |



REGIONAL AUTHORITY

Regional Authority Index (RAI)



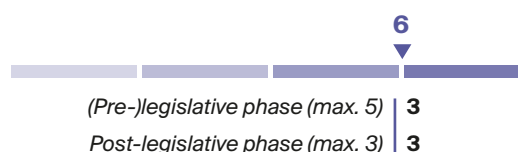
REGIONAL GOVERNMENT

| | |
|---------------------------------|---|
| Form of government | Elected prime ministerial |
| Early dissolution of parliament | Both regional assembly and regional executive |
| Early termination of executive | Simple majority |
| <i>Appointment mode:</i> | |
| ▶ head of executive | Directly elected by citizens |
| ▶ other members of executive | Appointed by head of executive |

REGIONAL EU INVOLVEMENT

| | |
|--|-----|
| Regional members in Committee of the Regions | 2 |
| Parliamentary right to EWS participation | ✗ ✓ |
| Participation in REGPEX | ✗ ✓ |
| Number subsidiarity complaints since 2010 | 0 |

Domestic EU Policy Shaping (DEUPS)

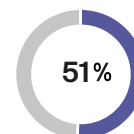


REGIONAL PARLIAMENT & ELECTIONS

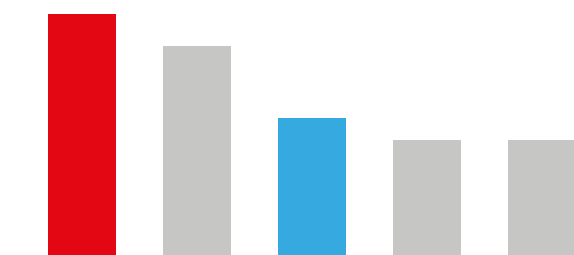
| | |
|---------------------|---------------------|
| Regional parliament | Consiglio regionale |
| Number of seats | 51 |
| Electoral rule | Mixed |
| Election term | 5 years |

| | |
|---------------------------|--------------|
| Election date | May 31, 2015 |
| Electorate | 3 568 409 |
| Number of competing lists | 19 |

Turnout

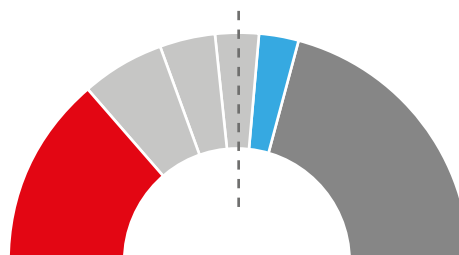


Vote share top 10

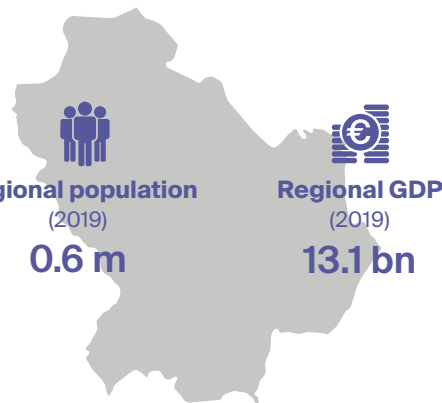


| Party | EU political group | Share |
|-----------|--------------------|--------|
| ● PD | SD | 19.8 % |
| ● M5S | NA | 17.2 % |
| ● FI | CD | 11.4 % |
| ● SC | NA | 9.7 % |
| ● CER | NA | 9.7 % |
| ● SEL | NA | 6.8 % |
| ● NCD-UdC | NA | 6.4 % |
| ● UDC | CD | 6.2 % |
| ● LPE | NA | 4.3 % |
| ● FDI-CN | ECR | 2.4 % |

Seat share governing parties

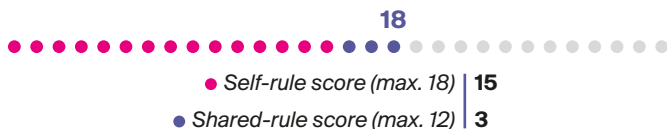


| Party | EU political group | Share |
|-------------------|--------------------|--------|
| GOVERNMENT | | |
| ● PD | SD | 27.5 % |
| ● SC | NA | 11.8 % |
| ● SEL | NA | 7.8 % |
| ● LPE | NA | 5.9 % |
| ● UDC | CD | 5.9 % |
| OPPOSITION | | |
| ● M5S | NA | 15.7 % |
| ● FI | CD | 9.8 % |
| ● CER | NA | 7.8 % |
| ● NCD-UdC | NA | 7.8 % |



REGIONAL AUTHORITY

Regional Authority Index (RAI)



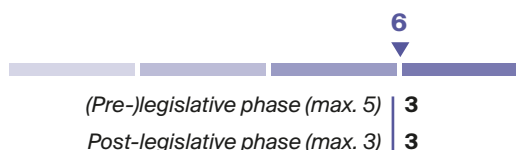
REGIONAL GOVERNMENT

| | |
|---------------------------------|---|
| Form of government | Elected prime ministerial |
| Early dissolution of parliament | Both regional assembly and regional executive |
| Early termination of executive | Simple majority |
| <i>Appointment mode:</i> | |
| ▶ head of executive | Directly elected by citizens |
| ▶ other members of executive | Appointed by head of executive |

REGIONAL EU INVOLVEMENT

| | |
|--|-----|
| Regional members in Committee of the Regions | 0 |
| Parliamentary right to EWS participation | ✗ ✓ |
| Participation in REGPEX | ✗ ✓ |
| Number subsidiarity complaints since 2010 | 0 |

Domestic EU Policy Shaping (DEUPS)

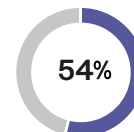


REGIONAL PARLIAMENT & ELECTIONS

| | |
|---------------------|---------------------|
| Regional parliament | Consiglio regionale |
| Number of seats | 21 |
| Electoral rule | Mixed |
| Election term | 5 years |

| | |
|---------------------------|--------------|
| Election date | Mar 24, 2019 |
| Electorate | 573 970 |
| Number of competing lists | 14 |

Turnout

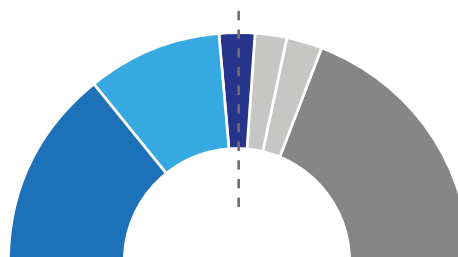


Vote share top 10



| Party | EU political group | Share |
|--------|--------------------|--------|
| M5S | NA | 20.3 % |
| LN | ID | 19.1 % |
| FI | CD | 9.1 % |
| ABAS | NA | 8.6 % |
| PD | SD | 7.7 % |
| FDI-CN | ECR | 5.9 % |
| AUNO | NA | 4.5 % |
| PRC | NA | 4.2 % |
| IDeA | NA | 4.2 % |
| BP | NA | 4.0 % |

Seat share governing parties



| Party | EU political group | Share |
|-------------------|--------------------|--------|
| GOVERNMENT | | |
| LN | ID | 28.6 % |
| FI | CD | 19.0 % |
| FDI-CN | ECR | 4.8 % |
| IDeA | NA | 4.8 % |
| BP | NA | 4.8 % |
| OPPOSITION | | |
| ABAS | NA | 14.3 % |
| M5S | NA | 14.3 % |
| PD | SD | 9.5 % |



Regional population
(2019)
1.9 m

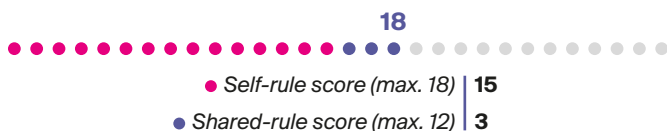


Regional GDP
(2019)
33.6 bn



REGIONAL AUTHORITY

Regional Authority Index (RAI)



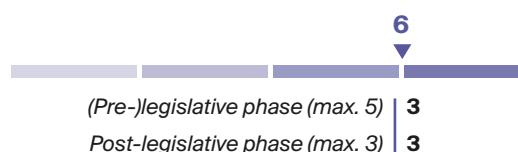
REGIONAL EU INVOLVEMENT

Regional members in Committee of the Regions | **1**
 Parliamentary right to EWS participation |
 Participation in REGPEX |
 Number subsidiarity complaints since 2010 | **0**

REGIONAL GOVERNMENT

Form of government | **Elected prime ministerial**
 Early dissolution of parliament | **Both regional assembly and regional executive**
 Early termination of executive | **Simple majority**
 Appointment mode:
 ▶ head of executive | **Directly elected by citizens**
 ▶ other members of executive | **Appointed by head of executive**

Domestic EU Policy Shaping (DEUPS)

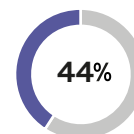


REGIONAL PARLIAMENT & ELECTIONS

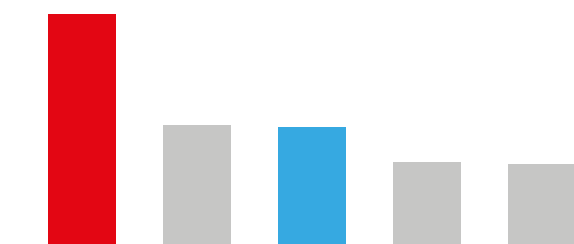
Regional parliament | **Consiglio regionale**
 Number of seats | **31**
 Electoral rule | **Mixed**
 Election term | **5 years**

Election date | **Nov 23, 2014**
 Electorate | **1 897 729**
 Number of competing lists | **14**

Turnout

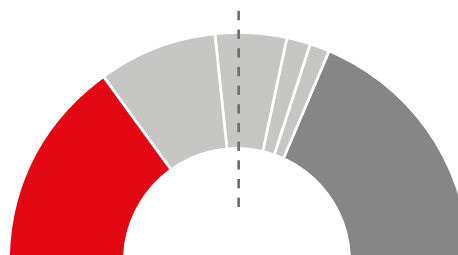


Vote share top 10

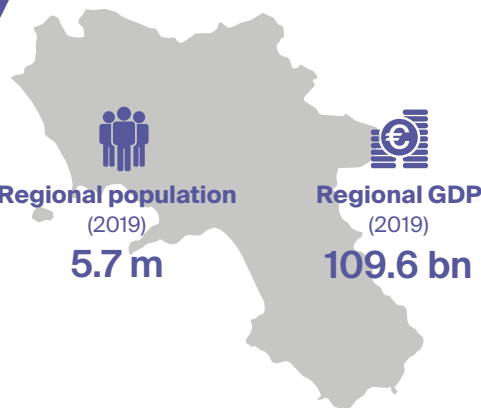


| Party | EU political group | Share |
|-----------|--------------------|--------|
| ● PD | SD | 23.7 % |
| ● OLP | NA | 12.5 % |
| ● FI | CD | 12.3 % |
| ● NCD-UdC | NA | 8.8 % |
| ● CdL | NA | 8.6 % |
| ● DEPR | NA | 7.3 % |
| ● APL | NA | 5.2 % |
| ● M5S | NA | 4.9 % |
| ● SEL | NA | 4.4 % |
| ● AeD | NA | 3.7 % |

Seat share governing parties

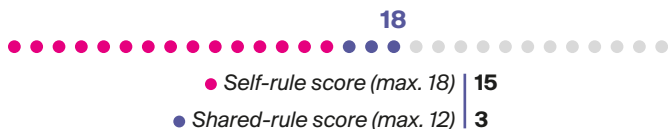


| Party | EU political group | Share |
|-------------------|--------------------|--------|
| GOVERNMENT | | |
| ● PD | SD | 30.0 % |
| ● OLP | NA | 16.7 % |
| ● DEPR | NA | 10.0 % |
| ● APL | NA | 3.3 % |
| ● SEL | NA | 3.3 % |
| OPPOSITION | | |
| ● FI | CD | 16.7 % |
| ● CdL | NA | 10.0 % |
| ● NCD-UdC | NA | 10.0 % |



REGIONAL AUTHORITY

Regional Authority Index (RAI)



REGIONAL EU INVOLVEMENT

| | |
|--|-----|
| Regional members in Committee of the Regions | 1 |
| Parliamentary right to EWS participation | ✗ ✓ |
| Participation in REGPEX | ✗ ✓ |
| Number subsidiarity complaints since 2010 | 0 |

REGIONAL GOVERNMENT

| | |
|---------------------------------|---|
| Form of government | Elected prime ministerial |
| Early dissolution of parliament | Both regional assembly and regional executive |
| Early termination of executive | Simple majority |
| <i>Appointment mode:</i> | |
| ▶ head of executive | Directly elected by citizens |
| ▶ other members of executive | Appointed by head of executive |

Domestic EU Policy Shaping (DEUPS)

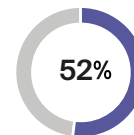


REGIONAL PARLIAMENT & ELECTIONS

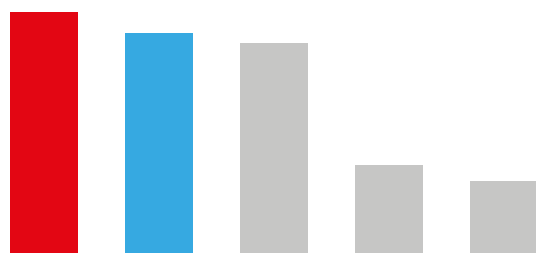
| | |
|---------------------|---------------------|
| Regional parliament | Consiglio regionale |
| Number of seats | 50 |
| Electoral rule | Mixed |
| Election term | 5 years |

| | |
|---------------------------|--------------|
| Election date | May 31, 2015 |
| Electorate | 4 965 599 |
| Number of competing lists | 20 |

Turnout

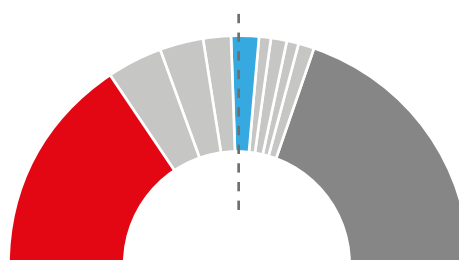


Vote share top 10



| Party | EU political group | Share |
|-----------|--------------------|--------|
| ● PD | SD | 19.5 % |
| ● FI | CD | 17.8 % |
| ● M5S | NA | 17.0 % |
| ● CALP | NA | 7.2 % |
| ● NCD-UdC | NA | 5.9 % |
| ● FDI-CN | ECR | 5.5 % |
| ● LdLP | NA | 4.9 % |
| ● CL | NA | 4.8 % |
| ● CDEM | NA | 2.8 % |
| ● UDC | CD | 2.4 % |

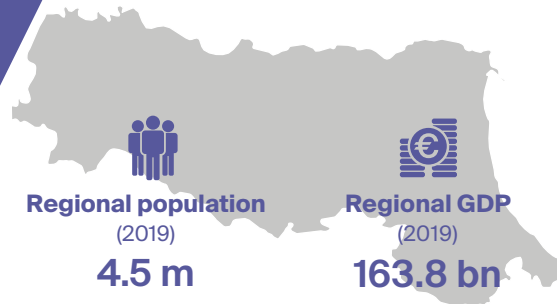
Seat share governing parties



| Party | EU political group | Share |
|-------------------|--------------------|--------|
| GOVERNMENT | | |
| ● PD | SD | 31.4 % |
| ● LdLP | NA | 7.8 % |
| ● CL | NA | 5.9 % |
| ● CDEM | NA | 3.9 % |
| ● UDC | CD | 3.9 % |
| ● APL | NA | 2.0 % |
| ● FDV | NA | 2.0 % |
| ● IDV | NA | 2.0 % |
| ● PSI(2007) | NA | 2.0 % |
| OPPOSITION | | |
| ● FI | CD | 15.7 % |
| Others | | 23.5 % |

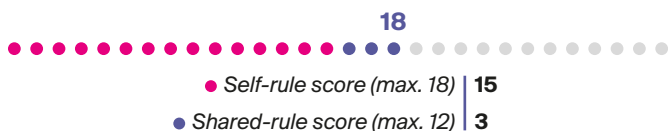
Emilia-Romagna

Emilia-Romagna



REGIONAL AUTHORITY

Regional Authority Index (RAI)



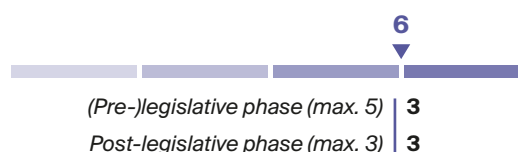
REGIONAL EU INVOLVEMENT

| | |
|--|-----|
| Regional members in Committee of the Regions | 0 |
| Parliamentary right to EWS participation | × ✓ |
| Participation in REGPEX | × ✓ |
| Number subsidiarity complaints since 2010 | 2 |

REGIONAL GOVERNMENT

| | |
|---------------------------------|---|
| Form of government | Elected prime ministerial |
| Early dissolution of parliament | Both regional assembly and regional executive |
| Early termination of executive | Simple majority |
| <i>Appointment mode:</i> | |
| ▶ head of executive | Directly elected by citizens |
| ▶ other members of executive | Appointed by head of executive |

Domestic EU Policy Shaping (DEUPS)

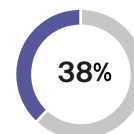


REGIONAL PARLIAMENT & ELECTIONS

| | |
|---------------------|---------------------------------|
| Regional parliament | Assemblea legislativa regionale |
| Number of seats | 50 |
| Electoral rule | Mixed |
| Election term | 5 years |

| | |
|---------------------------|--------------|
| Election date | Nov 23, 2014 |
| Electorate | 3 460 402 |
| Number of competing lists | 11 |

Turnout

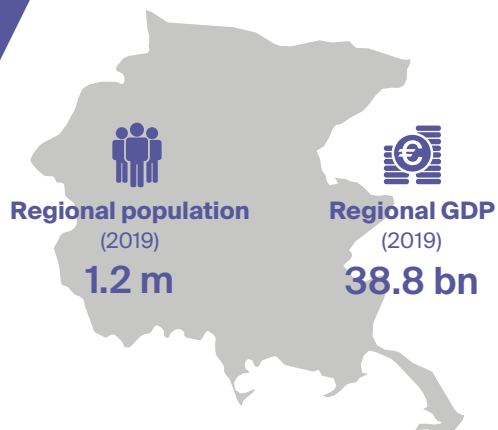


Vote share top 10

| Party | EU political group | Share |
|-----------|--------------------|--------|
| ● PD | SD | 44.5 % |
| ● LN | ID | 19.4 % |
| ● M5S | NA | 13.3 % |
| ● FI | CD | 8.4 % |
| ● AET | UL | 3.7 % |
| ● SEL | NA | 3.2 % |
| ● NCD-UdC | NA | 2.6 % |
| ● FDI-CN | ECR | 1.9 % |
| ● SC | NA | 1.5 % |
| ● LIC | NA | 1.0 % |

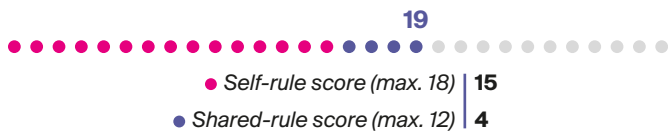
Seat share governing parties

| Party | EU political group | Share |
|-------------------|--------------------|--------|
| GOVERNMENT | | |
| ● PD | SD | 60.0 % |
| ● SEL | NA | 4.0 % |
| OPPOSITION | | |
| ● LN | ID | 18.0 % |
| ● M5S | NA | 10.0 % |
| ● FI | CD | 4.0 % |
| ● AET | UL | 2.0 % |
| ● FDI-CN | ECR | 2.0 % |



REGIONAL AUTHORITY

Regional Authority Index (RAI)



REGIONAL GOVERNMENT

| | |
|---------------------------------|---|
| Form of government | Elected prime ministerial |
| Early dissolution of parliament | Both regional assembly and regional executive |
| Early termination of executive | Simple majority |
| <i>Appointment mode:</i> | |
| ▶ head of executive | Directly elected by citizens |
| ▶ other members of executive | Appointed by head of executive |

REGIONAL EU INVOLVEMENT

| | |
|--|-----|
| Regional members in Committee of the Regions | 0 |
| Parliamentary right to EWS participation | × ✓ |
| Participation in REGPEX | × ✓ |
| Number subsidiarity complaints since 2010 | 1 |

Domestic EU Policy Shaping (DEUPS)

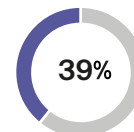


REGIONAL PARLIAMENT & ELECTIONS

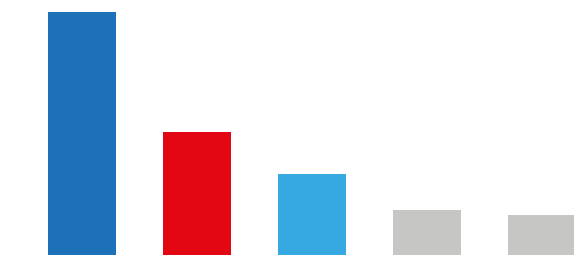
| | |
|---------------------|---------------------|
| Regional parliament | Consiglio regionale |
| Number of seats | 49 |
| Electoral rule | Mixed |
| Election term | 5 years |

| | |
|---------------------------|--------------|
| Election date | Apr 29, 2018 |
| Electorate | 1 107 415 |
| Number of competing lists | 11 |

Turnout

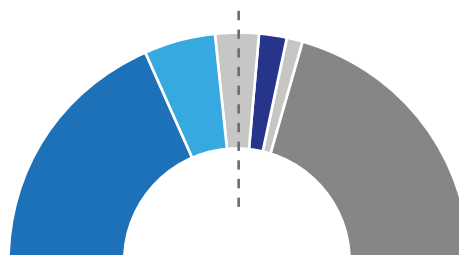


Vote share top 10

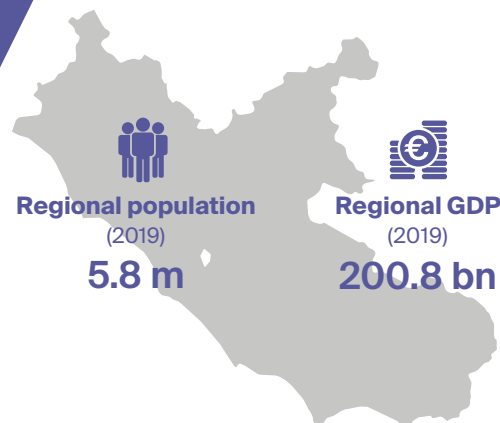


| Party | EU political group | Share |
|--------|--------------------|--------|
| LN | ID | 34.9 % |
| PD | SD | 18.1 % |
| FI | CD | 12.1 % |
| M5S | NA | 7.1 % |
| PAFVG | NA | 6.3 % |
| FDI-CN | ECR | 5.5 % |
| PPIA | NA | 4.1 % |
| CIT | NA | 4.1 % |
| AURES | NA | 4.0 % |
| LeU | NA | 2.8 % |

Seat share governing parties

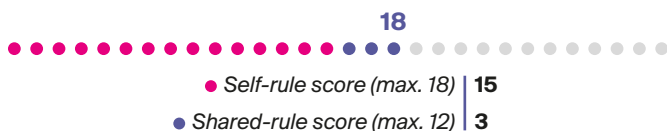


| Party | EU political group | Share |
|-------------------|--------------------|--------|
| GOVERNMENT | | |
| LN | ID | 36.7 % |
| FI | CD | 10.2 % |
| PAFVG | NA | 6.1 % |
| FDI-CN | ECR | 4.1 % |
| AURES | NA | 2.0 % |
| OPPOSITION | | |
| PD | SD | 20.4 % |
| M5S | NA | 8.2 % |
| CIT | NA | 4.1 % |
| PPIA | NA | 4.1 % |
| LeU | NA | 2.0 % |
| Others | | 2.0 % |



REGIONAL AUTHORITY

Regional Authority Index (RAI)



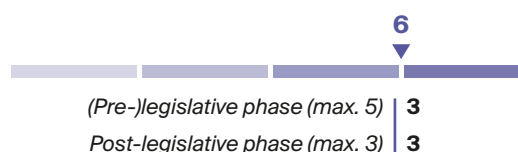
REGIONAL GOVERNMENT

| | |
|---------------------------------|---|
| Form of government | Elected prime ministerial |
| Early dissolution of parliament | Both regional assembly and regional executive |
| Early termination of executive | Simple majority |
| <i>Appointment mode:</i> | |
| ▶ head of executive | Directly elected by citizens |
| ▶ other members of executive | Appointed by head of executive |

REGIONAL EU INVOLVEMENT

| | |
|--|-----|
| Regional members in Committee of the Regions | 3 |
| Parliamentary right to EWS participation | × ✓ |
| Participation in REGPEX | × ✓ |
| Number subsidiarity complaints since 2010 | 0 |

Domestic EU Policy Shaping (DEUPS)

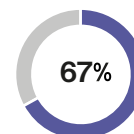


REGIONAL PARLIAMENT & ELECTIONS

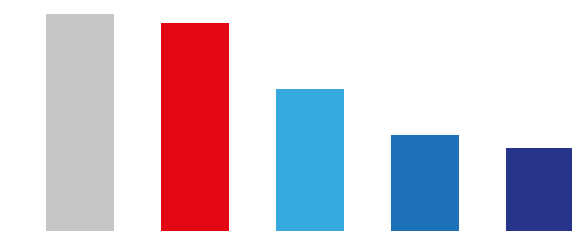
| | |
|---------------------|---------------------|
| Regional parliament | Consiglio regionale |
| Number of seats | 51 |
| Electoral rule | Mixed |
| Election term | 5 years |

| | |
|---------------------------|-------------|
| Election date | Mar 4, 2018 |
| Electorate | 4 780 090 |
| Number of competing lists | 19 |

Turnout

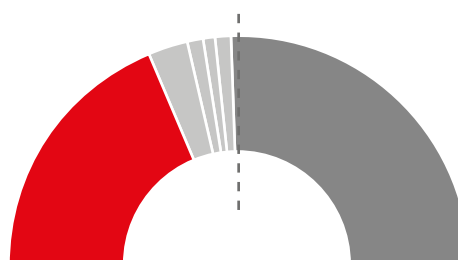


Vote share top 10

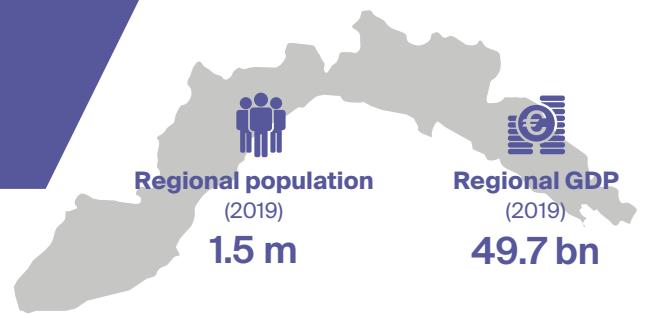


| Party | EU political group | Share |
|---------|--------------------|--------|
| M5S | NA | 22.1 % |
| PD | SD | 21.2 % |
| FI | CD | 14.6 % |
| LN | ID | 10.0 % |
| FDI-CN | ECR | 8.7 % |
| LNZP | NA | 4.3 % |
| PIRPRES | NA | 3.7 % |
| LeU | NA | 3.5 % |
| PE | NA | 2.1 % |
| CS | NA | 1.9 % |

Seat share governing parties

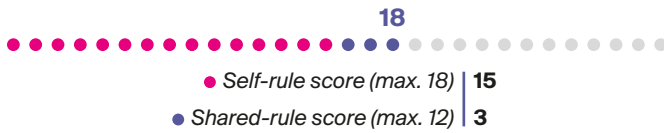


| Party | EU political group | Share |
|-------------------|--------------------|--------|
| GOVERNMENT | | |
| PD | SD | 37.3 % |
| LNZP | NA | 5.9 % |
| CS | NA | 2.0 % |
| LeU | NA | 2.0 % |
| PE | NA | 2.0 % |
| OPPOSITION | | |
| M5S | NA | 19.6 % |
| FI | CD | 11.8 % |
| LN | ID | 7.8 % |
| FDI-CN | ECR | 5.9 % |
| Epl | NA | 2.0 % |
| Others | | 4.0 % |



REGIONAL AUTHORITY

Regional Authority Index (RAI)



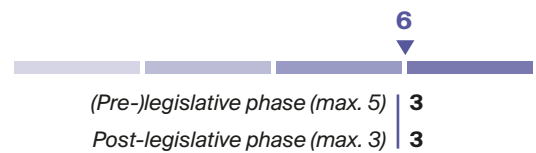
REGIONAL EU INVOLVEMENT

| | |
|--|-----|
| Regional members in Committee of the Regions | 0 |
| Parliamentary right to EWS participation | ✗ ✓ |
| Participation in REGPEX | ✗ ✓ |
| Number subsidiarity complaints since 2010 | 0 |

REGIONAL GOVERNMENT

| | |
|---------------------------------|---|
| Form of government | Elected prime ministerial |
| Early dissolution of parliament | Both regional assembly and regional executive |
| Early termination of executive | Simple majority |
| <i>Appointment mode:</i> | |
| ▶ head of executive | Directly elected by citizens |
| ▶ other members of executive | Appointed by head of executive |

Domestic EU Policy Shaping (DEUPS)

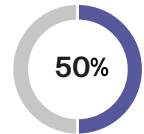


REGIONAL PARLIAMENT & ELECTIONS

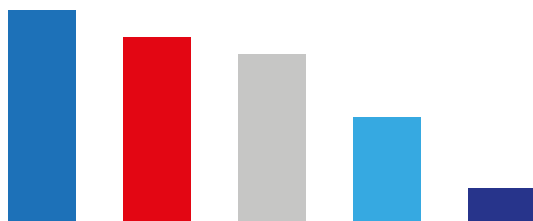
| | |
|---------------------|---------------------|
| Regional parliament | Consiglio regionale |
| Number of seats | 30 |
| Electoral rule | Mixed |
| Election term | 5 years |

| | |
|---------------------------|--------------|
| Election date | May 31, 2015 |
| Electorate | 1 297 485 |
| Number of competing lists | 14 |

Turnout

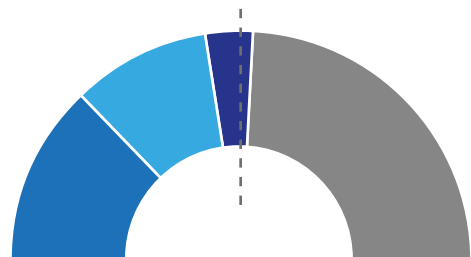


Vote share top 10

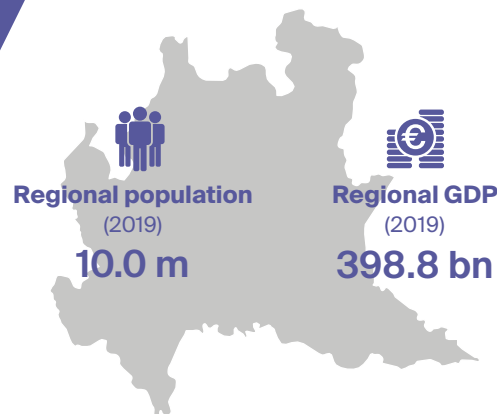


| Party | EU political group | Share |
|-----------|--------------------|--------|
| ● PD | SD | 25.6 % |
| ● M5S | NA | 22.3 % |
| ● LN | ID | 20.3 % |
| ● FI | CD | 12.7 % |
| ● SEL | NA | 4.1 % |
| ● LpP | NA | 3.2 % |
| ● FDI-CN | ECR | 3.1 % |
| ● LIP | NA | 2.5 % |
| ● NCD-UdC | NA | 1.7 % |
| ● LILI | NA | 1.6 % |

Seat share governing parties

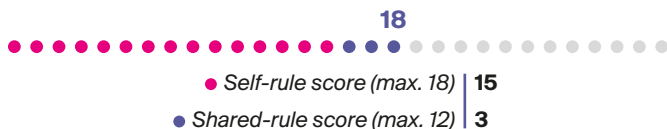


| Party | EU political group | Share |
|-------------------|--------------------|--------|
| GOVERNMENT | | |
| ● LN | ID | 25.8 % |
| ● FI | CD | 19.4 % |
| ● FDI-CN | ECR | 6.5 % |
| OPPOSITION | | |
| ● PD | SD | 25.8 % |
| ● M5S | NA | 19.4 % |
| ● SEL | NA | 3.2 % |



REGIONAL AUTHORITY

Regional Authority Index (RAI)



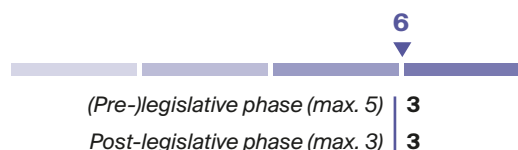
REGIONAL GOVERNMENT

| | |
|---------------------------------|---|
| Form of government | Elected prime ministerial |
| Early dissolution of parliament | Both regional assembly and regional executive |
| Early termination of executive | Simple majority |
| <i>Appointment mode:</i> | |
| ▶ head of executive | Directly elected by citizens |
| ▶ other members of executive | Appointed by head of executive |

REGIONAL EU INVOLVEMENT

| | |
|--|-----|
| Regional members in Committee of the Regions | 3 |
| Parliamentary right to EWS participation | × ✓ |
| Participation in REGPEX | × ✓ |
| Number subsidiarity complaints since 2010 | 2 |

Domestic EU Policy Shaping (DEUPS)

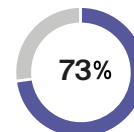


REGIONAL PARLIAMENT & ELECTIONS

| | |
|---------------------|---------------------|
| Regional parliament | Consiglio regionale |
| Number of seats | 80 |
| Electoral rule | Mixed |
| Election term | 5 years |

| | |
|---------------------------|-------------|
| Election date | Mar 4, 2018 |
| Electorate | 7 882 633 |
| Number of competing lists | 19 |

Turnout

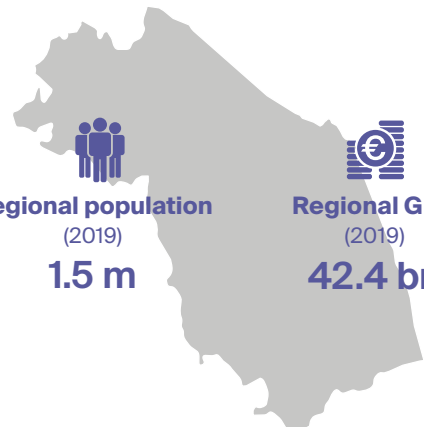


Vote share top 10

| Party | EU political group | Share |
|--------|--------------------|--------|
| LN | ID | 29.6 % |
| PD | SD | 19.2 % |
| M5S | NA | 17.8 % |
| FI | CD | 14.3 % |
| FDI-CN | ECR | 3.6 % |
| GPRES | NA | 3.0 % |
| LeU | NA | 2.1 % |
| PE | NA | 2.1 % |
| FPRES | NA | 1.5 % |
| UDC | CD | 1.3 % |

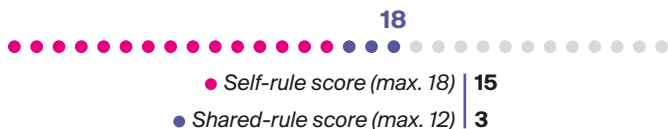
Seat share governing parties

| Party | EU political group | Share |
|-------------------|--------------------|--------|
| GOVERNMENT | | |
| LN | ID | 36.3 % |
| FI | CD | 17.5 % |
| FDI-CN | ECR | 3.8 % |
| Epl | NA | 1.3 % |
| FPRES | NA | 1.3 % |
| UDC | CD | 1.3 % |
| OPPOSITION | | |
| PD | SD | 20.0 % |
| M5S | NA | 16.3 % |
| GPRES | NA | 2.5 % |



REGIONAL AUTHORITY

Regional Authority Index (RAI)



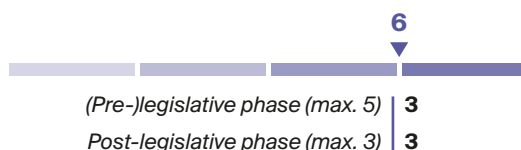
REGIONAL GOVERNMENT

| | |
|---------------------------------|---|
| Form of government | Elected prime ministerial |
| Early dissolution of parliament | Both regional assembly and regional executive |
| Early termination of executive | Simple majority |
| <i>Appointment mode:</i> | |
| ▶ head of executive | Directly elected by citizens |
| ▶ other members of executive | Appointed by head of executive |

REGIONAL EU INVOLVEMENT

| | |
|--|-----|
| Regional members in Committee of the Regions | 1 |
| Parliamentary right to EWS participation | × ✓ |
| Participation in REGPEX | × ✓ |
| Number subsidiarity complaints since 2010 | 4 |

Domestic EU Policy Shaping (DEUPS)

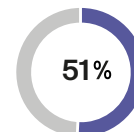


REGIONAL PARLIAMENT & ELECTIONS

| | |
|---------------------|---------------------|
| Regional parliament | Consiglio regionale |
| Number of seats | 30 |
| Electoral rule | Mixed |
| Election term | 5 years |

| | |
|---------------------------|--------------|
| Election date | May 31, 2015 |
| Electorate | 1 357 540 |
| Number of competing lists | 10 |

Turnout



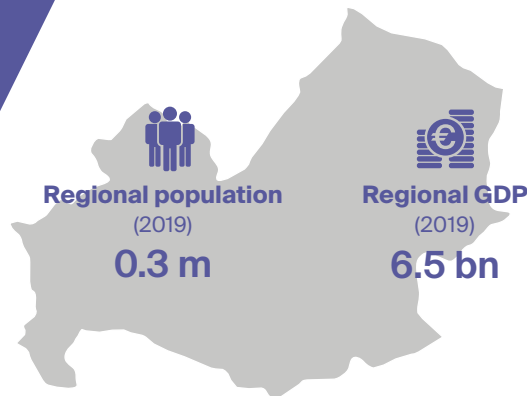
Vote share top 10

| Party | EU political group | Share |
|-----------|--------------------|--------|
| ● PD | SD | 35.1 % |
| ● M5S | NA | 18.9 % |
| ● LN | ID | 13.0 % |
| ● FI | CD | 9.4 % |
| ● FDI-CN | ECR | 6.5 % |
| ● SC | NA | 5.0 % |
| ● NCD-UdC | NA | 4.0 % |
| ● AET | UL | 3.8 % |
| ● UDC | CD | 3.4 % |
| ● LDC | NA | 0.8 % |

Seat share governing parties

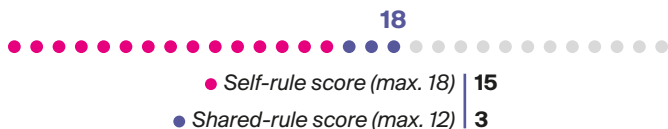
| Party | EU political group | Share |
|-------|--------------------|--------|
| ● PD | SD | 51.6 % |
| ● SC | NA | 6.5 % |
| ● UDC | CD | 3.2 % |

| OPPOSITION | | |
|------------|--------------------|--------|
| Party | EU political group | Share |
| ● M5S | NA | 16.1 % |
| ● LN | ID | 9.7 % |
| ● FI | CD | 6.5 % |
| ● FDI-CN | ECR | 3.2 % |
| ● NCD-UdC | NA | 3.2 % |



REGIONAL AUTHORITY

Regional Authority Index (RAI)



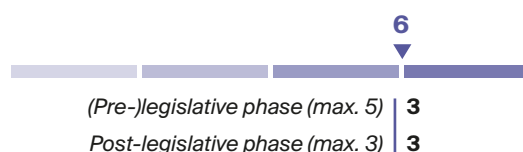
REGIONAL GOVERNMENT

| | |
|---------------------------------|---|
| Form of government | Elected prime ministerial |
| Early dissolution of parliament | Both regional assembly and regional executive |
| Early termination of executive | Simple majority |
| <i>Appointment mode:</i> | |
| ▶ head of executive | Directly elected by citizens |
| ▶ other members of executive | Appointed by head of executive |

REGIONAL EU INVOLVEMENT

| | |
|--|-----|
| Regional members in Committee of the Regions | 0 |
| Parliamentary right to EWS participation | ✗ ✓ |
| Participation in REGPEX | ✗ ✓ |
| Number subsidiarity complaints since 2010 | 0 |

Domestic EU Policy Shaping (DEUPS)

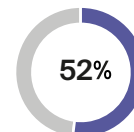


REGIONAL PARLIAMENT & ELECTIONS

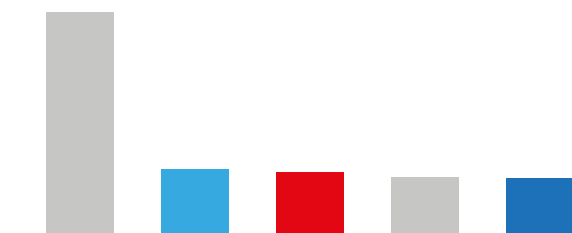
| | |
|---------------------|---------------------|
| Regional parliament | Consiglio regionale |
| Number of seats | 21 |
| Electoral rule | Mixed |
| Election term | 5 years |

| | |
|---------------------------|--------------|
| Election date | Apr 22, 2018 |
| Electorate | 331 253 |
| Number of competing lists | 16 |

Turnout

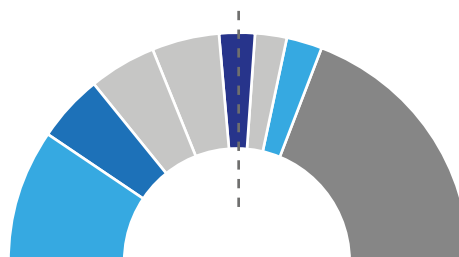


Vote share top 10



| Party | EU political group | Share |
|--------|--------------------|--------|
| M5S | NA | 31.6 % |
| FI | CD | 9.4 % |
| PD | SD | 9.0 % |
| OM | NA | 8.3 % |
| LN | ID | 8.2 % |
| Ppl | NA | 7.1 % |
| UDC | CD | 5.1 % |
| FDI-CN | ECR | 4.4 % |
| Ncl | NA | 3.6 % |
| LeU | NA | 3.3 % |

Seat share governing parties



| Party | EU political group | Share |
|-------------------|--------------------|--------|
| GOVERNMENT | | |
| FI | CD | 19.0 % |
| LN | ID | 9.5 % |
| OM | NA | 9.5 % |
| Ppl | NA | 9.5 % |
| FDI-CN | ECR | 4.8 % |
| Ncl | NA | 4.8 % |
| UDC | CD | 4.8 % |
| OPPOSITION | | |
| M5S | NA | 28.6 % |
| PD | SD | 9.5 % |



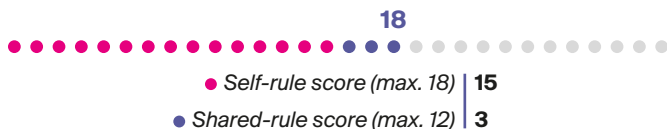
Regional population
(2019)
4.3 m



Regional GDP
(2019)
137.8 bn

REGIONAL AUTHORITY

Regional Authority Index (RAI)



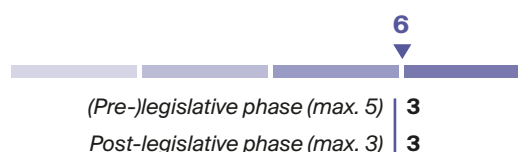
REGIONAL GOVERNMENT

| | |
|---------------------------------|---|
| Form of government | Elected prime ministerial |
| Early dissolution of parliament | Both regional assembly and regional executive |
| Early termination of executive | Simple majority |
| <i>Appointment mode:</i> | |
| ▶ head of executive | Directly elected by citizens |
| ▶ other members of executive | Appointed by head of executive |

REGIONAL EU INVOLVEMENT

| | |
|--|----------|
| Regional members in Committee of the Regions | 2 |
| Parliamentary right to EWS participation | × ✓ |
| Participation in REGPEX | × ✓ |
| Number subsidiarity complaints since 2010 | 0 |

Domestic EU Policy Shaping (DEUPS)

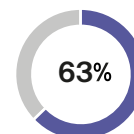


REGIONAL PARLIAMENT & ELECTIONS

| | |
|---------------------|---------------------|
| Regional parliament | Consiglio regionale |
| Number of seats | 51 |
| Electoral rule | Mixed |
| Election term | 5 years |

| | |
|---------------------------|--------------|
| Election date | May 26, 2019 |
| Electorate | 3 616 191 |
| Number of competing lists | 14 |

Turnout



Vote share top 10

| Party | EU political group | Share |
|--------|--------------------|--------|
| LN | ID | 37.1 % |
| PD | SD | 22.4 % |
| M5S | NA | 12.5 % |
| FI | CD | 8.4 % |
| FDI-CN | ECR | 5.5 % |
| CHpiP | NA | 3.3 % |
| LeU | NA | 2.4 % |
| MODER | NA | 1.9 % |
| PE | NA | 1.8 % |
| SITAV | NA | 1.4 % |

Seat share governing parties

| Party | EU political group | Share |
|-------------------|--------------------|--------|
| GOVERNMENT | | |
| LN | ID | 49.0 % |
| FI | CD | 9.8 % |
| FDI-CN | ECR | 5.9 % |
| OPPOSITION | | |
| PD | SD | 19.6 % |
| M5S | NA | 9.8 % |
| CHpiP | NA | 2.0 % |
| LeU | NA | 2.0 % |
| MODER | NA | 2.0 % |



Regional population
(2019)
1.6 m



Regional GDP
(2019)
35.3 bn

REGIONAL AUTHORITY

Regional Authority Index (RAI)



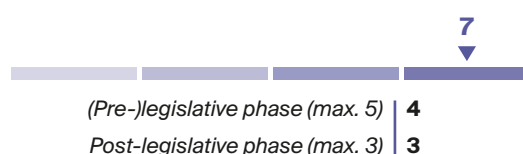
REGIONAL GOVERNMENT

| | |
|---------------------------------|--|
| Form of government | Elected prime ministerial |
| Early dissolution of parliament | Both regional assembly and regional executive |
| Early termination of executive | Simple majority |
| <i>Appointment mode:</i> | |
| ▶ head of executive | Directly elected by citizens |
| ▶ other members of executive | Appointed by head of executive |

REGIONAL EU INVOLVEMENT

| | |
|--|----------|
| Regional members in Committee of the Regions | 0 |
| Parliamentary right to EWS participation | ×✓ |
| Participation in REGPEX | ×✓ |
| Number subsidiarity complaints since 2010 | 0 |

Domestic EU Policy Shaping (DEUPS)

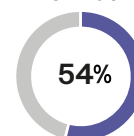


REGIONAL PARLIAMENT & ELECTIONS

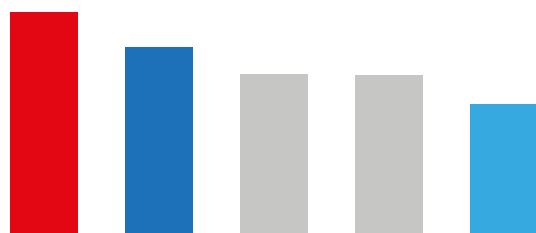
| | |
|---------------------|----------------------------|
| Regional parliament | Consiglio regionale |
| Number of seats | 60 |
| Electoral rule | Mixed |
| Election term | 5 years |

| | |
|---------------------------|---------------------|
| Election date | Feb 24, 2019 |
| Electorate | 1 470 401 |
| Number of competing lists | 24 |

Turnout

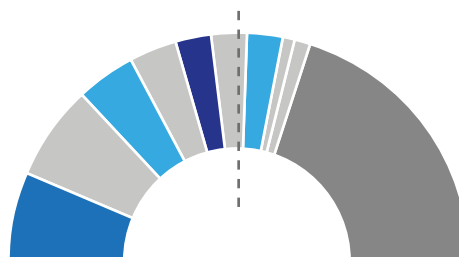


Vote share top 10

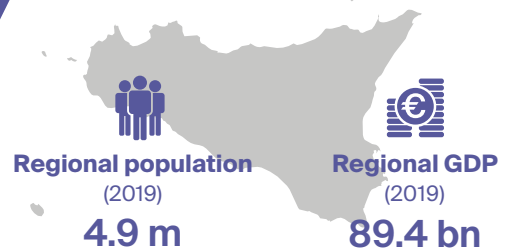


| Party | EU political group | Share |
|----------|--------------------|--------|
| ● PD | SD | 13.5 % |
| ● LN | ID | 11.4 % |
| ● PSd'AZ | NA | 9.8 % |
| ● M5S | NA | 9.7 % |
| ● FI | CD | 8.0 % |
| ● RIS | NA | 5.1 % |
| ● FDI-CN | ECR | 4.7 % |
| ● S20 | NA | 4.1 % |
| ● UDC | CD | 3.8 % |
| ● LeU | NA | 3.8 % |

Seat share governing parties

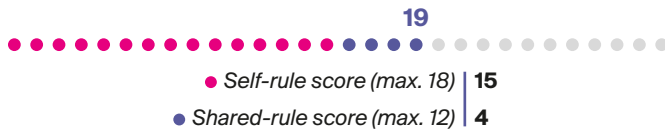


| Party | EU political group | Share |
|-------------------|--------------------|--------|
| GOVERNMENT | | |
| ● LN | ID | 13.3 % |
| ● PSd'AZ | NA | 13.3 % |
| ● FI | CA | 8.3 % |
| ● RIS | NA | 6.7 % |
| ● FDI-CN | ECR | 5.0 % |
| ● S20 | NA | 5.0 % |
| ● UDC | CD | 5.0 % |
| ● FOP | NA | 1.7 % |
| ● SAC | NA | 1.7 % |
| OPPOSITION | | |
| ● PD | SD | 13.3 % |
| Others | | 26.6 % |



REGIONAL AUTHORITY

Regional Authority Index (RAI)



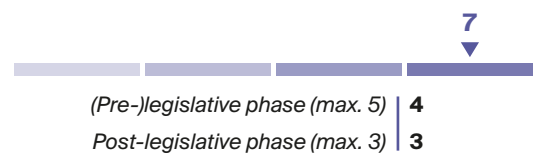
REGIONAL GOVERNMENT

| | |
|---------------------------------|---|
| Form of government | Elected prime ministerial |
| Early dissolution of parliament | Both regional assembly and regional executive |
| Early termination of executive | Simple majority |
| <i>Appointment mode:</i> | |
| ▶ head of executive | Directly elected by citizens |
| ▶ other members of executive | Appointed by head of executive |

REGIONAL EU INVOLVEMENT

| | |
|--|-----|
| Regional members in Committee of the Regions | 3 |
| Parliamentary right to EWS participation | ✗ ✓ |
| Participation in REGPEX | ✗ ✓ |
| Number subsidiarity complaints since 2010 | 1 |

Domestic EU Policy Shaping (DEUPS)

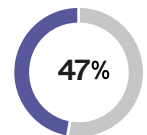


REGIONAL PARLIAMENT & ELECTIONS

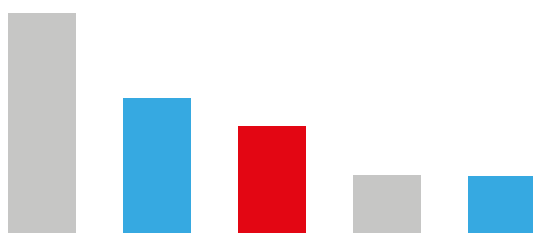
| | |
|---------------------|---------------------|
| Regional parliament | Assemblea regionale |
| Number of seats | 70 |
| Electoral rule | Mixed |
| Election term | 5 years |

| | |
|---------------------------|-------------|
| Election date | Nov 5, 2017 |
| Electorate | 4 661 111 |
| Number of competing lists | 12 |

Turnout

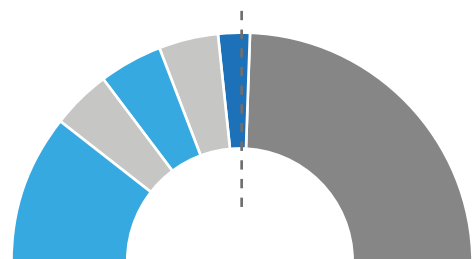


Vote share top 10



| Party | EU political group | Share |
|-------|--------------------|--------|
| M5S | NA | 26.7 % |
| FI | CD | 16.4 % |
| PD | SD | 13.0 % |
| MPA | NA | 7.1 % |
| UDC | CD | 7.0 % |
| SF | NA | 6.0 % |
| #DB | NA | 6.0 % |
| LN | ID | 5.6 % |
| CpplS | NA | 5.2 % |
| AP | NA | 4.2 % |

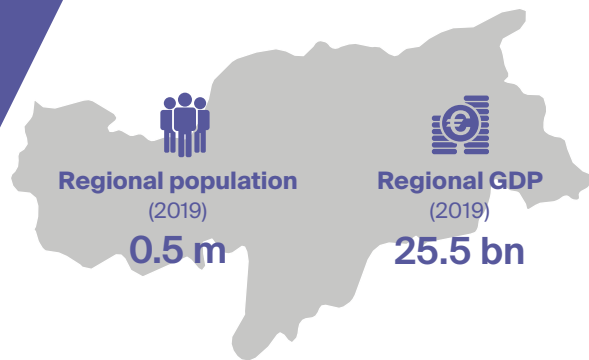
Seat share governing parties



| Party | EU political group | Share |
|-------------------|--------------------|--------|
| GOVERNMENT | | |
| FI | CD | 21.4 % |
| MPA | NA | 8.6 % |
| UDC | CD | 8.6 % |
| #DB | NA | 8.6 % |
| LN | ID | 4.3 % |
| OPPOSITION | | |
| M5S | NA | 28.6 % |
| PD | SD | 15.7 % |
| SF | NA | 2.9 % |
| CpplS | NA | 1.4 % |

South Tyrol

Provincia Autonoma di Bolzano



REGIONAL AUTHORITY

Regional Authority Index (RAI)



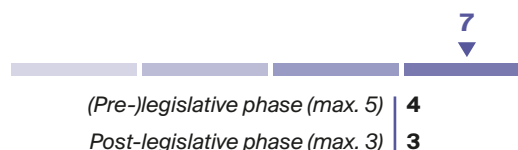
REGIONAL GOVERNMENT

| | |
|---------------------------------|--------------------------------------|
| Form of government | Elected prime ministerial |
| Early dissolution of parliament | Not possible |
| Early termination of executive | Constructive vote |
| <i>Appointment mode:</i> | |
| ▶ head of executive | Elected by regional assembly |
| ▶ other members of executive | Elected at once by regional assembly |

REGIONAL EU INVOLVEMENT

| | |
|--|-----|
| Regional members in Committee of the Regions | 1 |
| Parliamentary right to EWS participation | ✗ ✓ |
| Participation in REGPEX | ✗ ✓ |
| Number subsidiarity complaints since 2010 | 0 |

Domestic EU Policy Shaping (DEUPS)

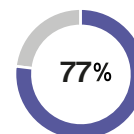


REGIONAL PARLIAMENT & ELECTIONS

| | |
|---------------------|---|
| Regional parliament | Consiglio della Provincia autonoma di Bolzano |
| Number of seats | 35 |
| Electoral rule | Proportional list |
| Election term | 5 years |

| | |
|---------------------------|--------------|
| Election date | Oct 22, 2018 |
| Electorate | 382 964 |
| Number of competing lists | 14 |

Turnout

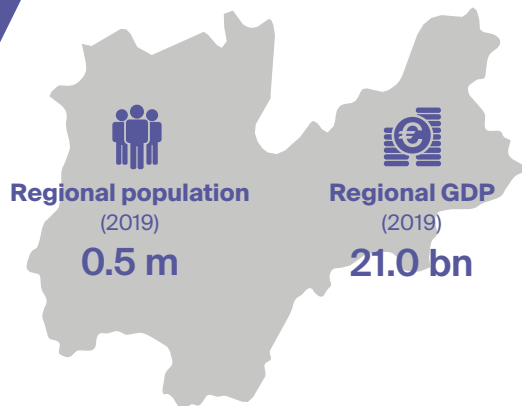


Vote share top 10

| Party | EU political group | Share |
|-------|--------------------|--------|
| SVP | CD | 41.9 % |
| TK | NA | 15.2 % |
| LN | ID | 11.1 % |
| NL-NS | NA | 6.8 % |
| DF | NA | 6.2 % |
| STF | NA | 6.0 % |
| PD | SD | 3.8 % |
| M5S | NA | 2.3 % |
| LAAnC | NA | 1.7 % |
| UFS | NA | 1.3 % |

Seat share governing parties

| Party | EU political group | Share |
|-------------------|--------------------|--------|
| GOVERNMENT | | |
| SVP | CD | 42.9 % |
| LN | ID | 11.4 % |
| OPPOSITION | | |
| TK | NA | 17.1 % |
| NL-NS | NA | 8.6 % |
| DF | NA | 5.7 % |
| STF | NA | 5.7 % |
| LAAnC | NA | 2.9 % |
| M5S | NA | 2.9 % |
| PD | SD | 2.9 % |



REGIONAL AUTHORITY

Regional Authority Index (RAI)



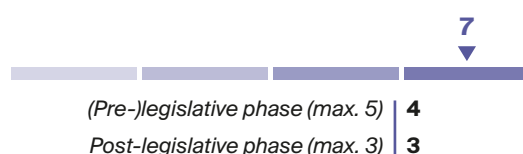
REGIONAL GOVERNMENT

| | |
|---------------------------------|---|
| Form of government | Elected prime ministerial |
| Early dissolution of parliament | Both regional assembly and regional executive |
| Early termination of executive | Simple majority |
| <i>Appointment mode:</i> | |
| ▶ head of executive | Directly elected by citizens |
| ▶ other members of executive | Appointed by head of executive |

REGIONAL EU INVOLVEMENT

| | |
|--|-----|
| Regional members in Committee of the Regions | 0 |
| Parliamentary right to EWS participation | × ✓ |
| Participation in REGPEX | × ✓ |
| Number subsidiarity complaints since 2010 | 0 |

Domestic EU Policy Shaping (DEUPS)

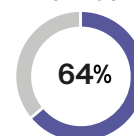


REGIONAL PARLIAMENT & ELECTIONS

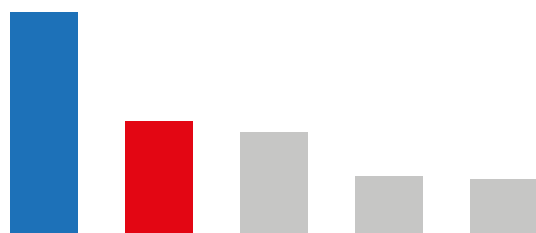
| | |
|---------------------|--|
| Regional parliament | Consiglio della Provincia autonoma di Trento |
| Number of seats | 34 |
| Electoral rule | Mixed |
| Election term | 5 years |

| | |
|---------------------------|--------------|
| Election date | Oct 22, 2018 |
| Electorate | 429 378 |
| Number of competing lists | 22 |

Turnout

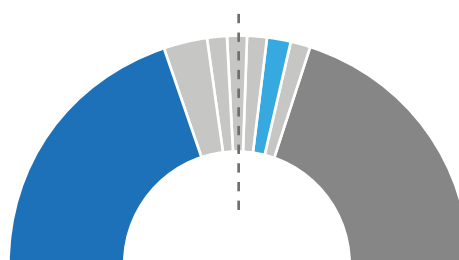


Vote share top 10

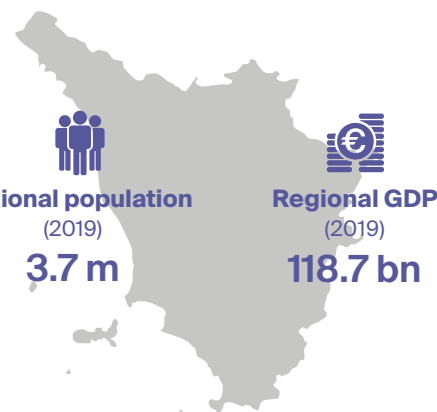


| Party | EU political group | Share |
|-------|--------------------|--------|
| LN | ID | 27.1 % |
| PD | SD | 13.9 % |
| PATT | NA | 12.6 % |
| M5S | NA | 7.2 % |
| FUT18 | NA | 6.9 % |
| CITR | NA | 4.6 % |
| UPT | NA | 4.0 % |
| PROTR | NA | 3.2 % |
| AUPOP | NA | 3.0 % |
| FI | CD | 2.8 % |

Seat share governing parties

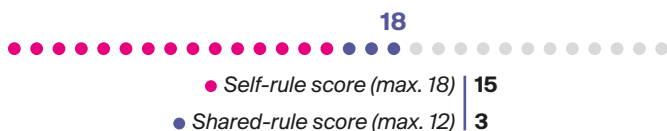


| Party | EU political group | Share |
|-------------------|--------------------|--------|
| GOVERNMENT | | |
| LN | ID | 40.0 % |
| CITR | NA | 5.7 % |
| AF | NA | 2.9 % |
| AGIPIT | NA | 2.9 % |
| AUPOP | NA | 2.9 % |
| FI | CD | 2.9 % |
| PROTR | NA | 2.9 % |
| OPPOSITION | | |
| PD | SD | 14.3 % |
| PATT | NA | 11.4 % |
| FUT18 | NA | 5.7 % |
| Others | | 8.6 % |



REGIONAL AUTHORITY

Regional Authority Index (RAI)



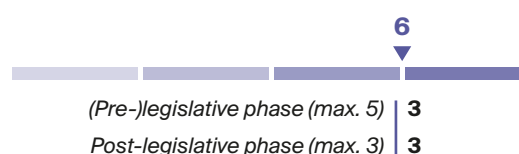
REGIONAL EU INVOLVEMENT

| | |
|--|----------|
| Regional members in Committee of the Regions | 3 |
| Parliamentary right to EWS participation | X ✓ |
| Participation in REGPEX | X ✓ |
| Number subsidiarity complaints since 2010 | 0 |

REGIONAL GOVERNMENT

| | |
|---------------------------------|--|
| Form of government | Elected prime ministerial |
| Early dissolution of parliament | Both regional assembly and regional executive |
| Early termination of executive | Simple majority |
| <i>Appointment mode:</i> | |
| ▶ head of executive | Directly elected by citizens |
| ▶ other members of executive | Appointed by head of executive |

Domestic EU Policy Shaping (DEUPS)

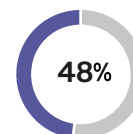


REGIONAL PARLIAMENT & ELECTIONS

| | |
|---------------------|----------------------------|
| Regional parliament | Consiglio regionale |
| Number of seats | 40 |
| Electoral rule | Mixed |
| Election term | 5 years |

| | |
|---------------------------|---------------------|
| Election date | May 31, 2015 |
| Electorate | 2 985 690 |
| Number of competing lists | 10 |

Turnout

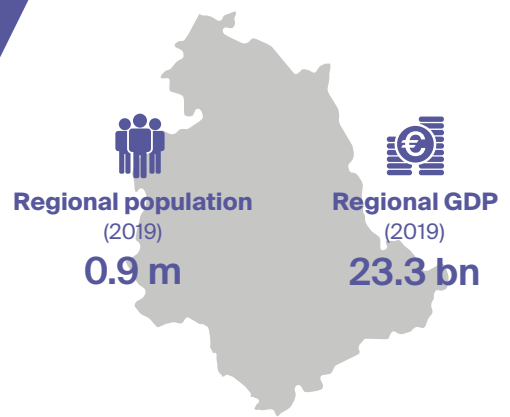


Vote share top 10

| Party | EU political group | Share |
|-----------|--------------------|--------|
| ● PD | SD | 46.3 % |
| ● LN | ID | 16.2 % |
| ● M5S | NA | 15.1 % |
| ● FI | CD | 8.5 % |
| ● AET | UL | 6.3 % |
| ● FDI-CN | ECR | 3.9 % |
| ● IPT | NA | 1.7 % |
| ● NCD-UdC | NA | 1.2 % |
| ● LTOS | NA | 0.6 % |
| ● DD | NA | 0.3 % |

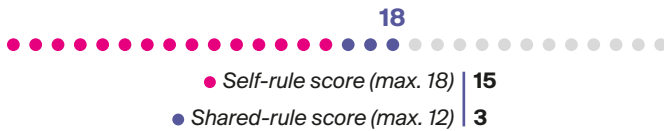
Seat share governing parties

| Party | EU political group | Share |
|-------------------|--------------------|--------|
| GOVERNMENT | | |
| ● PD | SD | 60.0 % |
| OPPOSITION | | |
| ● LN | ID | 15.0 % |
| ● M5S | NA | 12.5 % |
| ● AET | UL | 5.0 % |
| ● FI | CD | 5.0 % |
| ● FDI-CN | ECR | 2.5 % |



REGIONAL AUTHORITY

Regional Authority Index (RAI)



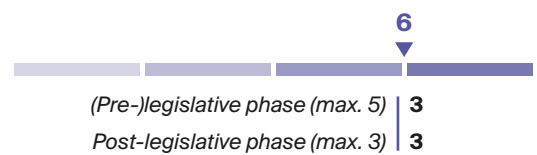
REGIONAL EU INVOLVEMENT

| | |
|--|-----|
| Regional members in Committee of the Regions | 1 |
| Parliamentary right to EWS participation | ✗ ✓ |
| Participation in REGPEX | ✗ ✓ |
| Number subsidiarity complaints since 2010 | 0 |

REGIONAL GOVERNMENT

| | |
|---------------------------------|---|
| Form of government | Elected prime ministerial |
| Early dissolution of parliament | Both regional assembly and regional executive |
| Early termination of executive | Simple majority |
| <i>Appointment mode:</i> | |
| ▶ head of executive | Directly elected by citizens |
| ▶ other members of executive | Appointed by head of executive |

Domestic EU Policy Shaping (DEUPS)

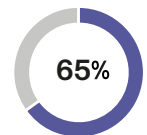


REGIONAL PARLIAMENT & ELECTIONS

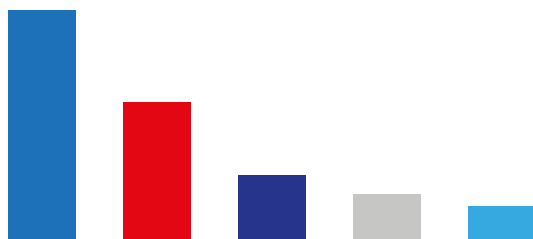
| | |
|---------------------|---------------------|
| Regional parliament | Consiglio regionale |
| Number of seats | 21 |
| Electoral rule | Mixed |
| Election term | 5 years |

| | |
|---------------------------|--------------|
| Election date | Oct 27, 2019 |
| Electorate | 703 596 |
| Number of competing lists | 19 |

Turnout

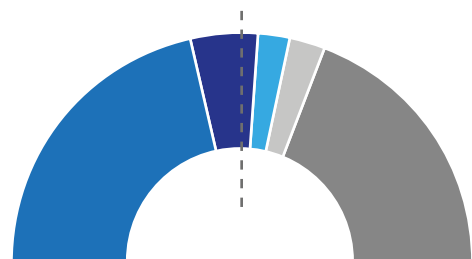


Vote share top 10

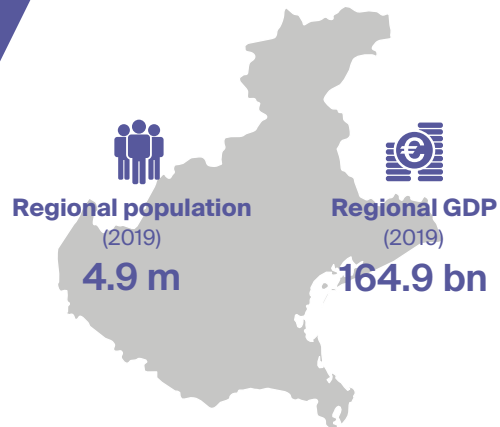


| Party | EU political group | Share |
|---------|--------------------|--------|
| LN | ID | 37.0 % |
| PD | SD | 22.3 % |
| FDI-CN | ECR | 10.4 % |
| M5S | NA | 7.4 % |
| FI | CD | 5.5 % |
| BIPU | NA | 4.0 % |
| TESPRES | NA | 3.9 % |
| NPSI | NA | 2.1 % |
| SCV | NA | 1.6 % |
| EURVE | NA | 1.4 % |

Seat share governing parties

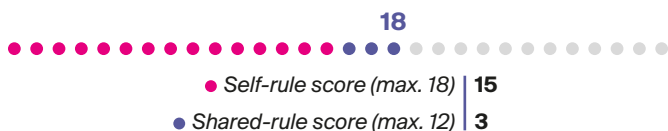


| Party | EU political group | Share |
|-------------------|--------------------|--------|
| GOVERNMENT | | |
| LN | ID | 42.9 % |
| FDI-CN | ECR | 9.5 % |
| FI | CD | 4.8 % |
| TESPRES | NA | 4.8 % |
| OPPOSITION | | |
| PD | SD | 28.6 % |
| BIPU | NA | 4.8 % |
| M5S | NA | 4.8 % |



REGIONAL AUTHORITY

Regional Authority Index (RAI)



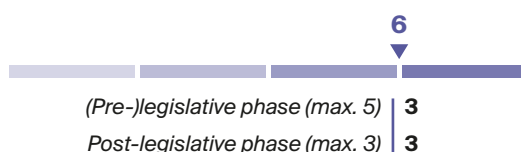
REGIONAL EU INVOLVEMENT

| | |
|--|-----|
| Regional members in Committee of the Regions | 2 |
| Parliamentary right to EWS participation | ✗ ✓ |
| Participation in REGPEX | ✗ ✓ |
| Number subsidiarity complaints since 2010 | 0 |

REGIONAL GOVERNMENT

| | |
|---------------------------------|---|
| Form of government | Elected prime ministerial |
| Early dissolution of parliament | Both regional assembly and regional executive |
| Early termination of executive | Simple majority |
| <i>Appointment mode:</i> | |
| ▶ head of executive | Directly elected by citizens |
| ▶ other members of executive | Appointed by head of executive |

Domestic EU Policy Shaping (DEUPS)

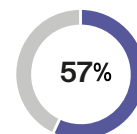


REGIONAL PARLIAMENT & ELECTIONS

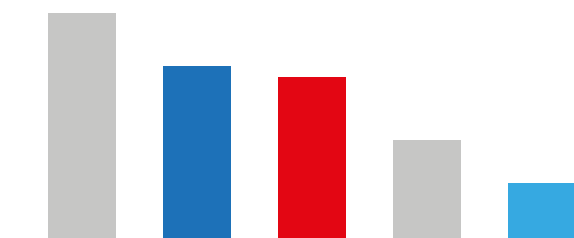
| | |
|---------------------|---------------------|
| Regional parliament | Consiglio regionale |
| Number of seats | 51 |
| Electoral rule | Mixed |
| Election term | 5 years |

| | |
|---------------------------|--------------|
| Election date | May 31, 2015 |
| Electorate | 4 018 497 |
| Number of competing lists | 19 |

Turnout

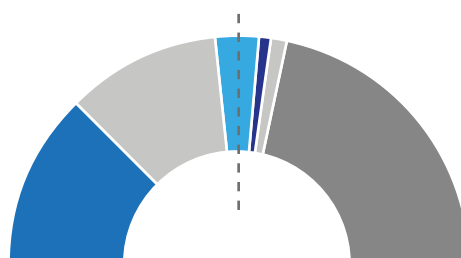


Vote share top 10



| Party | EU political group | Share |
|--------|--------------------|--------|
| LZP | NA | 23.1 % |
| LN | ID | 17.8 % |
| PD | SD | 16.7 % |
| M5S | NA | 10.4 % |
| FI | CD | 6.0 % |
| LTOSI | NA | 5.7 % |
| LAMP | NA | 3.8 % |
| INV | NA | 2.7 % |
| FDI-CN | ECR | 2.6 % |
| IV | NA | 2.5 % |

Seat share governing parties



| Party | EU political group | Share |
|-------------------|--------------------|--------|
| GOVERNMENT | | |
| LN | ID | 25.5 % |
| LZP | NA | 21.6 % |
| FI | CD | 5.9 % |
| FDI-CN | ECR | 2.0 % |
| INV | NA | 2.0 % |
| OPPOSITION | | |
| PD | SD | 17.6 % |
| M5S | NA | 9.8 % |
| LTOSI | NA | 5.9 % |
| LAMP | NA | 3.9 % |
| IVDF | NA | 2.0 % |
| Others | | 4.0 % |

Netherlands

Unitary state | *Nederland*



Population
(2019)

17.5 m



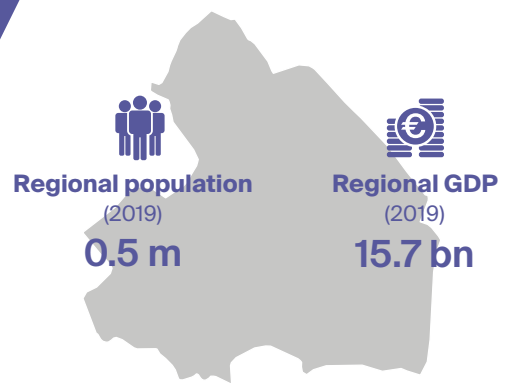
Nominal GDP
(2019)

856.4 bn



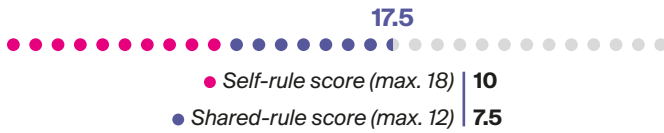
REGIONS WITH REGIONAL DEMOCRACY

- Drenthe
- Flevoland
- Friesland
- Gelderland
- Groningen
- Limburg
- North Brabant
- North Holland ●
- Overijssel
- South Holland
- Utrecht
- Zeeland



REGIONAL AUTHORITY

Regional Authority Index (RAI)



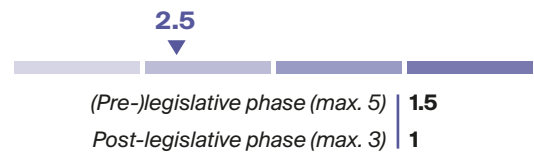
REGIONAL EU INVOLVEMENT

Regional members in Committee of the Regions | 1
Parliamentary right to EWS participation | X ✓

REGIONAL GOVERNMENT

| | |
|---------------------------------|-----------------------------------|
| Form of government | Parliamentary democracy |
| Early dissolution of parliament | Not possible |
| Early termination of executive | Simple majority |
| <i>Appointment mode:</i> | |
| ▶ head of executive | Appointment by central government |
| ▶ other members of executive | Elected by regional assembly |

Domestic EU Policy Shaping (DEUPS)

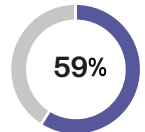


REGIONAL PARLIAMENT & ELECTIONS

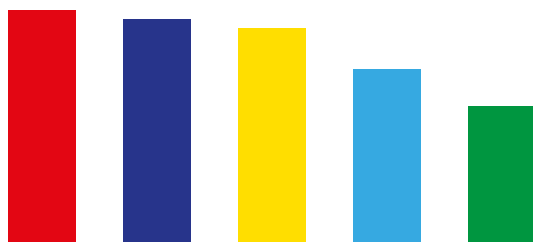
| | |
|---------------------|--------------------|
| Regional parliament | Provinciale Staten |
| Number of seats | 41 |
| Electoral rule | Proportional list |
| Election term | 4 years |

| | |
|---------------------------|--------------|
| Election date | Mar 20, 2019 |
| Electorate | 389 925 |
| Number of competing lists | 16 |

Turnout

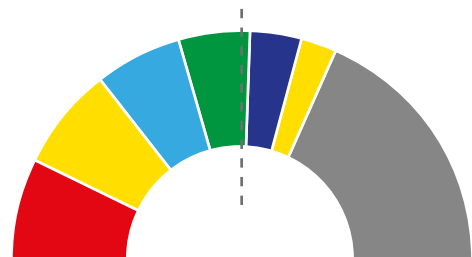


Vote share top 10

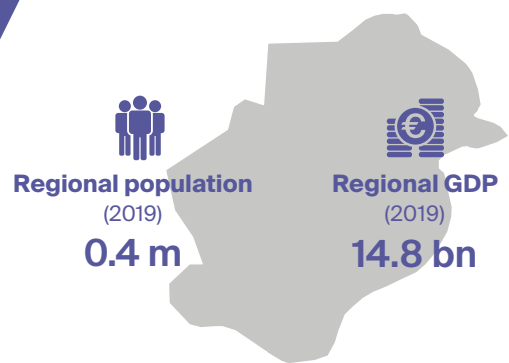


| Party | EU political group | Share |
|-------|--------------------|--------|
| PvdA | SD | 14.1 % |
| FVD | ECR | 13.5 % |
| VVD | L | 13.0 % |
| CDA | CD | 10.5 % |
| GL | Greens | 8.3 % |
| PVV | NA | 7.1 % |
| CU | ECR | 6.8 % |
| SP | UL | 6.5 % |
| D66 | L | 5.7 % |
| SL | NA | 4.1 % |

Seat share governing parties

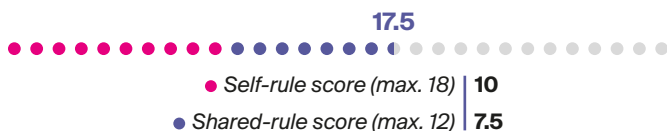


| Party | EU political group | Share |
|-------------------|--------------------|--------|
| GOVERNMENT | | |
| PvdA | SD | 14.6 % |
| VVD | L | 14.6 % |
| CDA | CD | 12.2 % |
| GL | Greens | 9.8 % |
| CU | ECR | 7.3 % |
| D66 | L | 4.9 % |
| OPPOSITION | | |
| FVD | ECR | 14.6 % |
| PVV | NA | 7.3 % |
| SP | UL | 7.3 % |
| 50PLUS | CD | 2.4 % |
| Others | | 4.8 % |



REGIONAL AUTHORITY

Regional Authority Index (RAI)



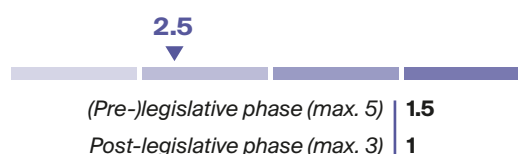
REGIONAL EU INVOLVEMENT

Regional members in Committee of the Regions | **1**
Parliamentary right to EWS participation | **X** ✓

REGIONAL GOVERNMENT

| | |
|---------------------------------|--|
| Form of government | Parliamentary democracy |
| Early dissolution of parliament | Not possible |
| Early termination of executive | Simple majority |
| <i>Appointment mode:</i> | |
| ▶ head of executive | Appointment by central government |
| ▶ other members of executive | Elected by regional assembly |

Domestic EU Policy Shaping (DEUPS)

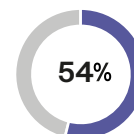


REGIONAL PARLIAMENT & ELECTIONS

| | |
|---------------------|---------------------------|
| Regional parliament | Provinciale Staten |
| Number of seats | 41 |
| Electoral rule | Proportional list |
| Election term | 4 years |

| | |
|---------------------------|---------------------|
| Election date | Mar 20, 2019 |
| Electorate | 299 536 |
| Number of competing lists | 16 |

Turnout

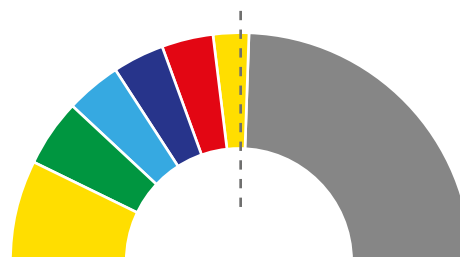


Vote share top 10

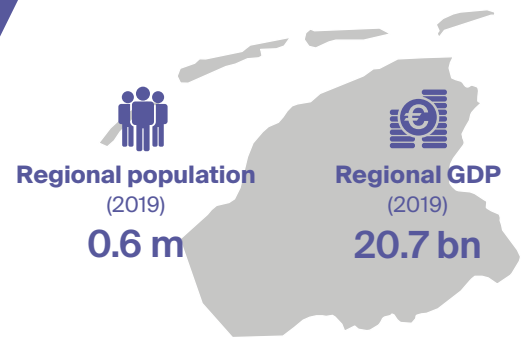


| Party | EU political group | Share |
|--------|--------------------|--------|
| FVD | ECR | 17.8 % |
| VVD | L | 13.2 % |
| PVV | NA | 9.3 % |
| GL | Greens | 8.5 % |
| CDA | CD | 8.3 % |
| PvdA | SD | 8.2 % |
| CU | ECR | 7.0 % |
| SP | UL | 5.8 % |
| 50PLUS | CD | 4.9 % |
| D66 | L | 4.9 % |

Seat share governing parties

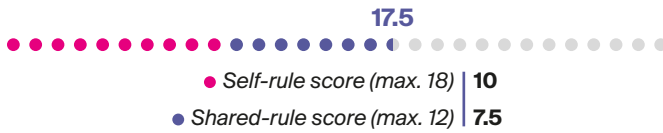


| Party | EU political group | Share |
|-------------------|--------------------|--------|
| GOVERNMENT | | |
| VVD | L | 14.6 % |
| GL | Greens | 9.8 % |
| CDA | CD | 7.3 % |
| CU | ECR | 7.3 % |
| PvdA | SD | 7.3 % |
| D66 | L | 4.9 % |
| OPPOSITION | | |
| FVD | ECR | 19.5 % |
| PVV | NA | 9.8 % |
| 50PLUS | CD | 4.9 % |
| PvdD | UL | 4.9 % |
| Others | | 9.7 % |



REGIONAL AUTHORITY

Regional Authority Index (RAI)



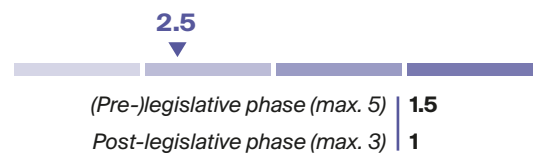
REGIONAL EU INVOLVEMENT

Regional members in Committee of the Regions | 1
Parliamentary right to EWS participation | X ✓

REGIONAL GOVERNMENT

| | |
|---------------------------------|-----------------------------------|
| Form of government | Parliamentary democracy |
| Early dissolution of parliament | Not possible |
| Early termination of executive | Simple majority |
| Appointment mode: | |
| ▶ head of executive | Appointment by central government |
| ▶ other members of executive | Elected by regional assembly |

Domestic EU Policy Shaping (DEUPS)

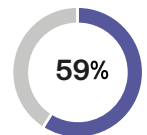


REGIONAL PARLIAMENT & ELECTIONS

| | |
|---------------------|--------------------|
| Regional parliament | Provinciale Staten |
| Number of seats | 43 |
| Electoral rule | Proportional list |
| Election term | 4 years |

| | |
|---------------------------|--------------|
| Election date | Mar 20, 2019 |
| Electorate | 506 868 |
| Number of competing lists | 16 |

Turnout

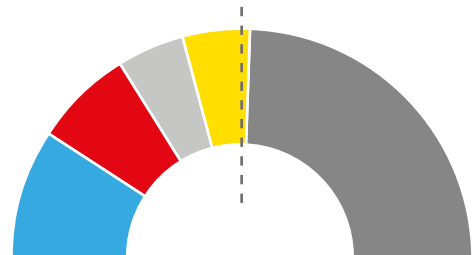


Vote share top 10

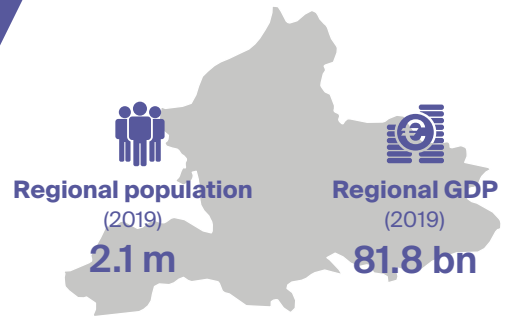


| Party | EU political group | Share |
|-------|--------------------|--------|
| CDA | CD | 16.7 % |
| FVD | ECR | 13.4 % |
| PvdA | SD | 13.4 % |
| VVD | L | 9.4 % |
| FNP | NA | 7.9 % |
| GL | Greens | 7.7 % |
| CU | ECR | 6.6 % |
| PVV | NA | 5.8 % |
| SP | UL | 5.2 % |
| D66 | L | 4.1 % |

Seat share governing parties

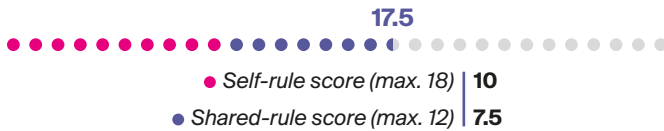


| Party | EU political group | Share |
|-------------------|--------------------|--------|
| GOVERNMENT | | |
| CDA | CD | 18.6 % |
| PvdA | SD | 14.0 % |
| FNP | NA | 9.3 % |
| VVD | L | 9.3 % |
| OPPOSITION | | |
| FVD | ECR | 14.0 % |
| CU | ECR | 7.0 % |
| GL | Greens | 7.0 % |
| PVV | NA | 7.0 % |
| D66 | L | 4.7 % |
| SP | UL | 4.7 % |
| Others | | 4.6 % |



REGIONAL AUTHORITY

Regional Authority Index (RAI)



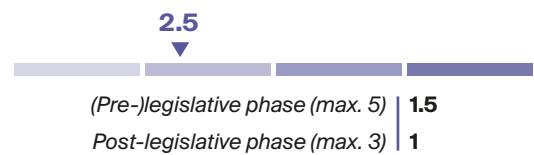
REGIONAL EU INVOLVEMENT

Regional members in Committee of the Regions | 0
Parliamentary right to EWS participation | X ✓

REGIONAL GOVERNMENT

| | |
|---------------------------------|-----------------------------------|
| Form of government | Parliamentary democracy |
| Early dissolution of parliament | Not possible |
| Early termination of executive | Simple majority |
| <i>Appointment mode:</i> | |
| ▶ head of executive | Appointment by central government |
| ▶ other members of executive | Elected by regional assembly |

Domestic EU Policy Shaping (DEUPS)

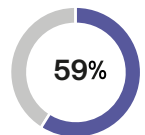


REGIONAL PARLIAMENT & ELECTIONS

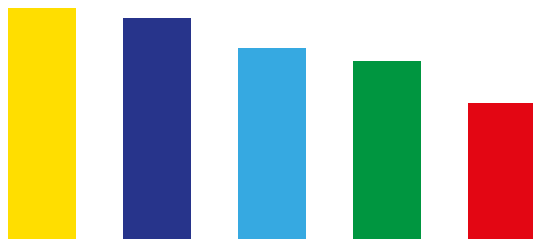
| | |
|---------------------|--------------------|
| Regional parliament | Provinciale Staten |
| Number of seats | 55 |
| Electoral rule | Proportional list |
| Election term | 4 years |

| | |
|---------------------------|--------------|
| Election date | Mar 20, 2019 |
| Electorate | 1 605 669 |
| Number of competing lists | 15 |

Turnout

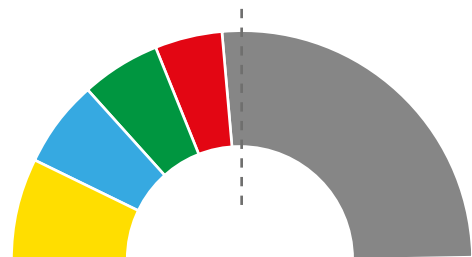


Vote share top 10

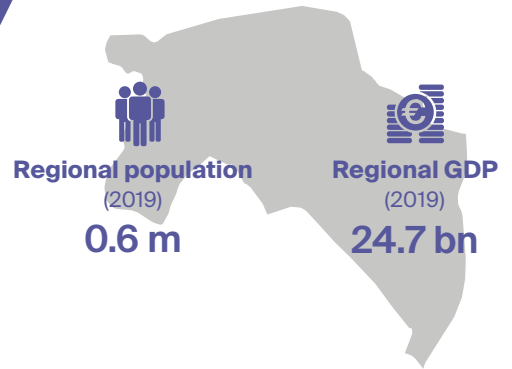


| Party | EU political group | Share |
|-------|--------------------|--------|
| VVD | L | 14.0 % |
| FVD | ECR | 13.4 % |
| CDA | CD | 11.6 % |
| GL | Greens | 10.8 % |
| PvdA | SD | 8.3 % |
| D66 | L | 7.2 % |
| CU | ECR | 6.8 % |
| PVV | NA | 6.1 % |
| SP | UL | 5.8 % |
| SGP | ECR | 5.3 % |

Seat share governing parties

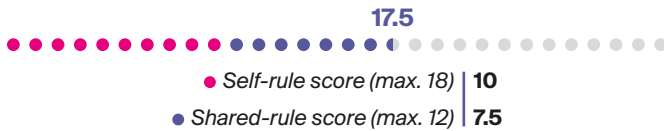


| Party | EU political group | Share |
|-------------------|--------------------|--------|
| GOVERNMENT | | |
| VVD | L | 14.5 % |
| CDA | CD | 12.7 % |
| GL | Greens | 10.9 % |
| PvdA | SD | 9.1 % |
| OPPOSITION | | |
| FVD | ECR | 14.5 % |
| CU | ECR | 7.3 % |
| D66 | L | 7.3 % |
| PVV | NA | 5.5 % |
| SGP | ECR | 5.5 % |
| SP | UL | 5.5 % |
| Others | | 7.2 % |



REGIONAL AUTHORITY

Regional Authority Index (RAI)



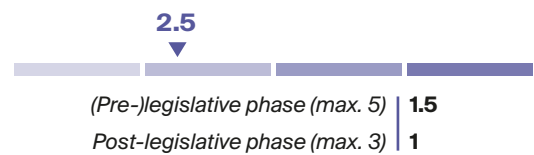
REGIONAL EU INVOLVEMENT

Regional members in Committee of the Regions | 0
Parliamentary right to EWS participation | X ✓

REGIONAL GOVERNMENT

| | |
|---------------------------------|-----------------------------------|
| Form of government | Parliamentary democracy |
| Early dissolution of parliament | Not possible |
| Early termination of executive | Simple majority |
| Appointment mode: | |
| ▶ head of executive | Appointment by central government |
| ▶ other members of executive | Elected by regional assembly |

Domestic EU Policy Shaping (DEUPS)

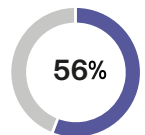


REGIONAL PARLIAMENT & ELECTIONS


| | |
|---------------------|--------------------|
| Regional parliament | Provinciale Staten |
| Number of seats | 43 |
| Electoral rule | Proportional list |
| Election term | 4 years |

| | |
|---------------------------|--------------|
| Election date | Mar 20, 2019 |
| Electorate | 457 753 |
| Number of competing lists | 14 |

Turnout

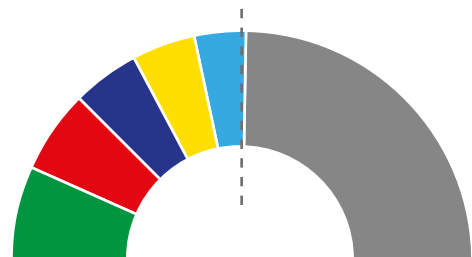


Vote share top 10

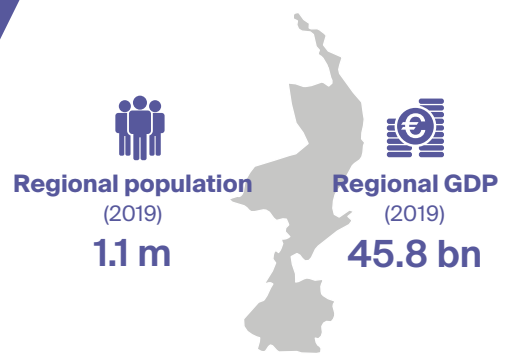


| Party | EU political group | Share |
|-------|--------------------|--------|
| GL | Greens | 12.5 % |
| PvdA | SD | 12.0 % |
| FVD | ECR | 10.2 % |
| CU | ECR | 9.4 % |
| SP | UL | 8.7 % |
| VVD | L | 8.5 % |
| CDA | CD | 8.1 % |
| GRBE | NA | 7.3 % |
| D66 | L | 6.6 % |
| PVV | NA | 6.0 % |

Seat share governing parties

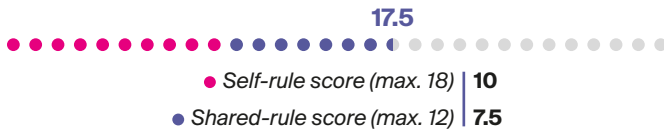


| Party | EU political group | Share |
|-------------------|--------------------|--------|
| GOVERNMENT | | |
| GL | Greens | 14.0 % |
| PvdA | SD | 11.6 % |
| CU | ECR | 9.3 % |
| VVD | L | 9.3 % |
| CDA | CD | 7.0 % |
| OPPOSITION | | |
| FVD | ECR | 11.6 % |
| SP | UL | 9.3 % |
| D66 | L | 7.0 % |
| GRBE | NA | 7.0 % |
| PVHN | NA | 4.7 % |
| Others | | 9.3 % |



REGIONAL AUTHORITY

Regional Authority Index (RAI)



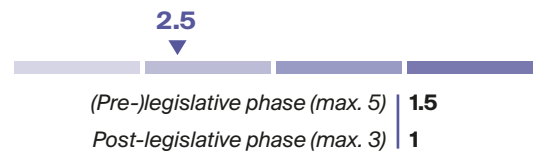
REGIONAL EU INVOLVEMENT

Regional members in Committee of the Regions | **0**
Parliamentary right to EWS participation | **X ✓**

REGIONAL GOVERNMENT

| | |
|---------------------------------|--|
| Form of government | Parliamentary democracy |
| Early dissolution of parliament | Not possible |
| Early termination of executive | Simple majority |
| <i>Appointment mode:</i> | |
| ▶ head of executive | Appointment by central government |
| ▶ other members of executive | Elected by regional assembly |

Domestic EU Policy Shaping (DEUPS)

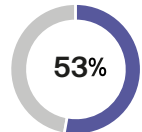


REGIONAL PARLIAMENT & ELECTIONS

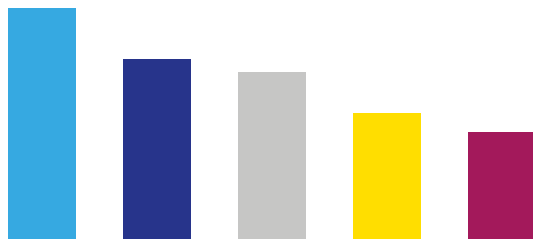
| | |
|---------------------|---------------------------|
| Regional parliament | Provinciale Staten |
| Number of seats | 47 |
| Electoral rule | Proportional list |
| Election term | 4 years |

| | |
|---------------------------|---------------------|
| Election date | Mar 20, 2019 |
| Electorate | 872 100 |
| Number of competing lists | 13 |

Turnout

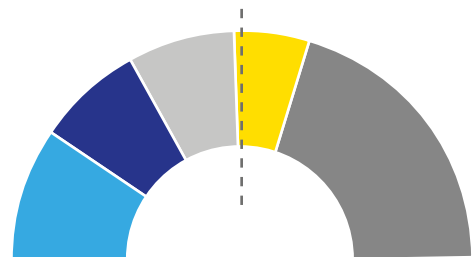


Vote share top 10



| Party | EU political group | Share |
|-------|--------------------|--------|
| CDA | CD | 18.7 % |
| FVD | ECR | 14.6 % |
| PVV | NA | 13.5 % |
| VVD | L | 10.2 % |
| SP | UL | 8.7 % |
| GL | Greens | 8.4 % |
| PvdA | SD | 6.5 % |
| D66 | L | 5.8 % |
| LLi | NA | 4.1 % |
| PvdD | UL | 3.8 % |

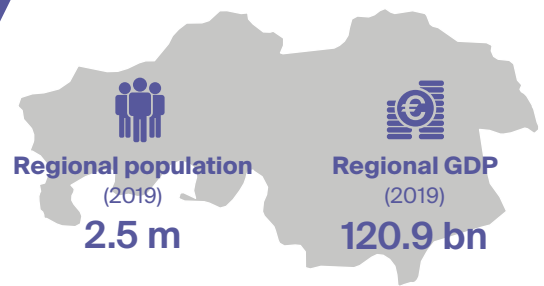
Seat share governing parties



| Party | EU political group | Share |
|-------------------|--------------------|--------|
| GOVERNMENT | | |
| CDA | CD | 19.1 % |
| FVD | ECR | 14.9 % |
| PVV | NA | 14.9 % |
| VVD | L | 10.6 % |
| OPPOSITION | | |
| GL | Greens | 8.5 % |
| SP | UL | 8.5 % |
| D66 | L | 6.4 % |
| PvdA | SD | 6.4 % |
| LLi | NA | 4.3 % |
| PvdD | UL | 4.3 % |
| Others | | 2.1 % |

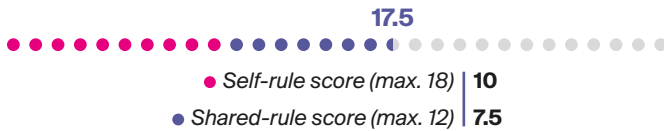
North Brabant

Noord-Brabant



REGIONAL AUTHORITY

Regional Authority Index (RAI)



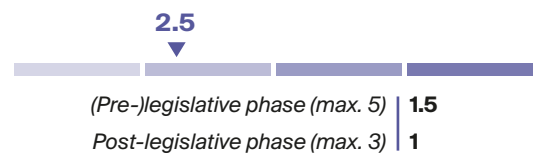
REGIONAL EU INVOLVEMENT

Regional members in Committee of the Regions | 3
Parliamentary right to EWS participation | X ✓

REGIONAL GOVERNMENT

| | |
|---------------------------------|-----------------------------------|
| Form of government | Parliamentary democracy |
| Early dissolution of parliament | Not possible |
| Early termination of executive | Simple majority |
| <i>Appointment mode:</i> | |
| ▶ head of executive | Appointment by central government |
| ▶ other members of executive | Elected by regional assembly |

Domestic EU Policy Shaping (DEUPS)

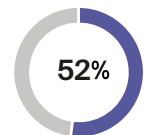


REGIONAL PARLIAMENT & ELECTIONS

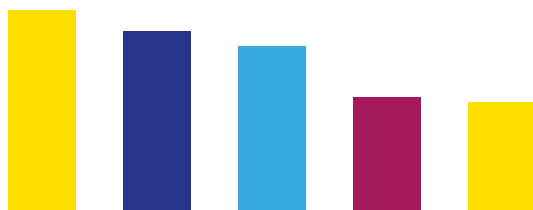
| | |
|---------------------|--------------------|
| Regional parliament | Provinciale Staten |
| Number of seats | 55 |
| Electoral rule | Proportional list |
| Election term | 4 years |

| | |
|---------------------------|--------------|
| Election date | Mar 20, 2019 |
| Electorate | 1 945 875 |
| Number of competing lists | 16 |

Turnout

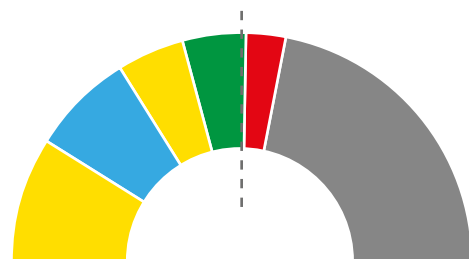


Vote share top 10

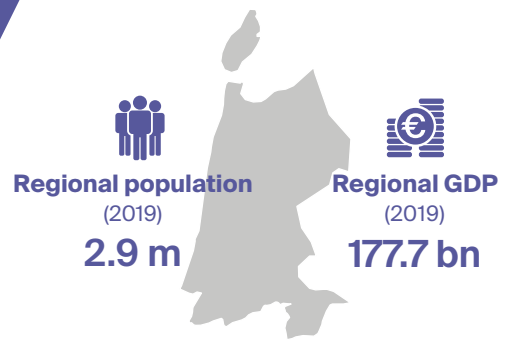


| Party | EU political group | Share |
|--------|--------------------|-------|
| VVD | L | 16.2% |
| FVD | ECR | 14.5% |
| CDA | CD | 13.3% |
| SP | UL | 9.2% |
| D66 | L | 8.8% |
| GL | Greens | 8.7% |
| PVV | NA | 7.6% |
| PvdA | SD | 6.4% |
| 50PLUS | CD | 4.1% |
| PvdD | UL | 3.7% |

Seat share governing parties

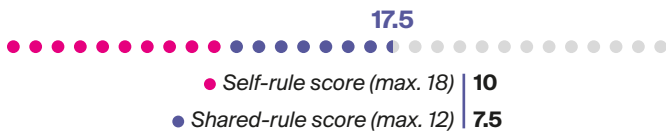


| Party | EU political group | Share |
|-------------------|--------------------|-------|
| GOVERNMENT | | |
| VVD | L | 18.2% |
| CDA | CD | 14.5% |
| D66 | L | 9.1% |
| GL | Greens | 9.1% |
| PvdA | SD | 5.5% |
| OPPOSITION | | |
| FVD | ECR | 16.4% |
| SP | UL | 9.1% |
| PVV | NA | 7.3% |
| 50PLUS | CD | 3.6% |
| PvdD | UL | 3.6% |
| Others | | 3.6% |



REGIONAL AUTHORITY

Regional Authority Index (RAI)



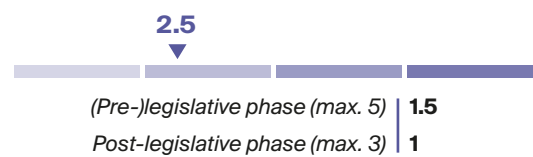
REGIONAL EU INVOLVEMENT

Regional members in Committee of the Regions | **1**
Parliamentary right to EWS participation | **X** ✓

REGIONAL GOVERNMENT

| | |
|---------------------------------|--|
| Form of government | Parliamentary democracy |
| Early dissolution of parliament | Not possible |
| Early termination of executive | Simple majority |
| <i>Appointment mode:</i> | |
| ▶ head of executive | Appointment by central government |
| ▶ other members of executive | Elected by regional assembly |

Domestic EU Policy Shaping (DEUPS)

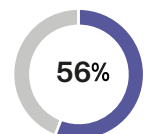


REGIONAL PARLIAMENT & ELECTIONS

| | |
|---------------------|---------------------------|
| Regional parliament | Provinciale Staten |
| Number of seats | 55 |
| Electoral rule | Proportional list |
| Election term | 4 years |

| | |
|---------------------------|---------------------|
| Election date | Mar 20, 2019 |
| Electorate | 2 082 562 |
| Number of competing lists | 15 |

Turnout

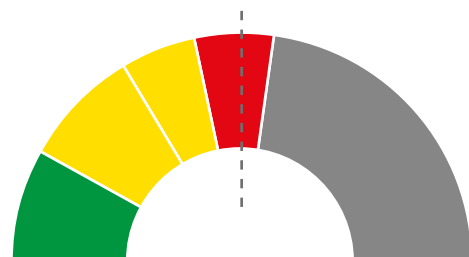


Vote share top 10

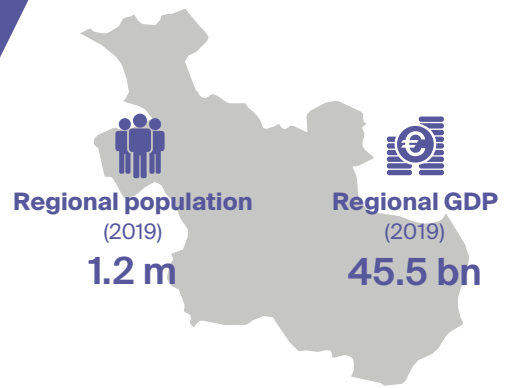


| Party | EU political group | Share |
|-------|--------------------|-------|
| FVD | ECR | 15.3% |
| GL | Greens | 15.3% |
| VVD | L | 14.5% |
| D66 | L | 9.9% |
| PvdA | SD | 9.8% |
| CDA | CD | 6.8% |
| PvdD | UL | 6.1% |
| PVV | NA | 5.6% |
| SP | UL | 5.0% |
| CU | ECR | 3.1% |

Seat share governing parties

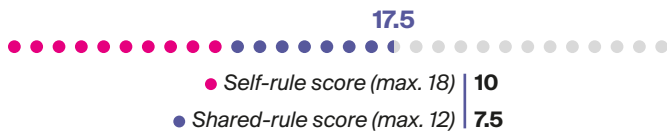


| Party | EU political group | Share |
|-------------------|--------------------|-------|
| GOVERNMENT | | |
| GL | Greens | 16.4% |
| VVD | L | 16.4% |
| D66 | L | 10.9% |
| PvdA | SD | 10.9% |
| OPPOSITION | | |
| FVD | ECR | 16.4% |
| CDA | CD | 7.3% |
| PvdD | UL | 5.5% |
| PVV | NA | 5.5% |
| SP | UL | 5.5% |
| 50PLUS | CD | 1.8% |
| Others | | 3.6% |



REGIONAL AUTHORITY

Regional Authority Index (RAI)



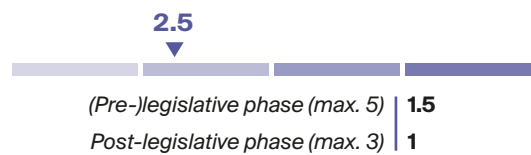
REGIONAL EU INVOLVEMENT

Regional members in Committee of the Regions | 3
Parliamentary right to EWS participation | X ✓

REGIONAL GOVERNMENT

| | |
|---------------------------------|-----------------------------------|
| Form of government | Parliamentary democracy |
| Early dissolution of parliament | Not possible |
| Early termination of executive | Simple majority |
| Appointment mode: | |
| ▶ head of executive | Appointment by central government |
| ▶ other members of executive | Elected by regional assembly |

Domestic EU Policy Shaping (DEUPS)

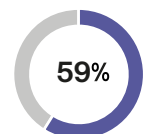


REGIONAL PARLIAMENT & ELECTIONS

| | |
|---------------------|--------------------|
| Regional parliament | Provinciale Staten |
| Number of seats | 47 |
| Electoral rule | Proportional list |
| Election term | 4 years |

| | |
|---------------------------|--------------|
| Election date | Mar 20, 2019 |
| Electorate | 887 844 |
| Number of competing lists | 13 |

Turnout

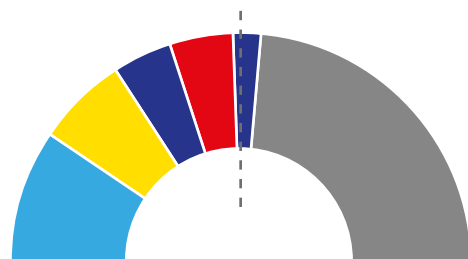


Vote share top 10

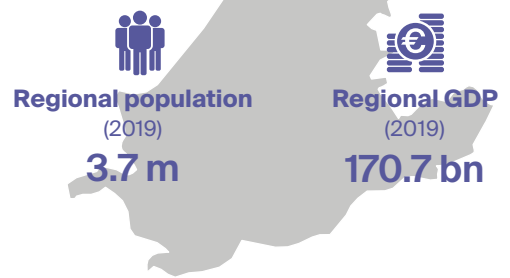


| Party | EU political group | Share |
|-------|--------------------|--------|
| CDA | CD | 17.1 % |
| FVD | ECR | 13.3 % |
| VVD | L | 12.9 % |
| GL | Greens | 9.5 % |
| PvdA | SD | 8.5 % |
| CU | ECR | 8.3 % |
| PVV | NA | 7.2 % |
| SP | UL | 5.9 % |
| D66 | L | 5.8 % |
| SGP | ECR | 3.9 % |

Seat share governing parties

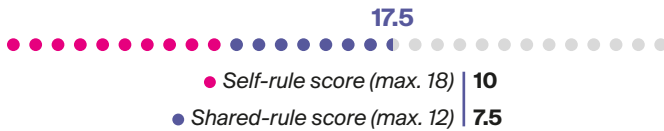


| Party | EU political group | Share |
|-------------------|--------------------|--------|
| GOVERNMENT | | |
| CDA | CD | 19.1 % |
| VVD | L | 12.8 % |
| CU | ECR | 8.5 % |
| PvdA | SD | 8.5 % |
| SGP | ECR | 4.3 % |
| OPPOSITION | | |
| FVD | ECR | 12.8 % |
| GL | Greens | 10.6 % |
| D66 | L | 6.4 % |
| PVV | NA | 6.4 % |
| SP | UL | 6.4 % |
| Others | | 4.2 % |



REGIONAL AUTHORITY

Regional Authority Index (RAI)



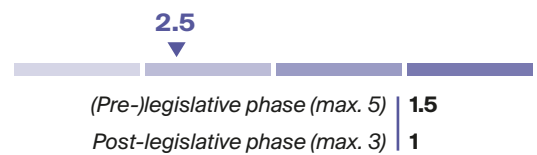
REGIONAL EU INVOLVEMENT

Regional members in Committee of the Regions | 0
Parliamentary right to EWS participation | X ✓

REGIONAL GOVERNMENT

| | |
|---------------------------------|-----------------------------------|
| Form of government | Parliamentary democracy |
| Early dissolution of parliament | Not possible |
| Early termination of executive | Simple majority |
| <i>Appointment mode:</i> | |
| ▶ head of executive | Appointment by central government |
| ▶ other members of executive | Elected by regional assembly |

Domestic EU Policy Shaping (DEUPS)

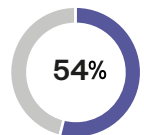


REGIONAL PARLIAMENT & ELECTIONS

| | |
|---------------------|--------------------|
| Regional parliament | Provinciale Staten |
| Number of seats | 55 |
| Electoral rule | Proportional list |
| Election term | 4 years |

| | |
|---------------------------|--------------|
| Election date | Mar 20, 2019 |
| Electorate | 2 689 094 |
| Number of competing lists | 17 |

Turnout

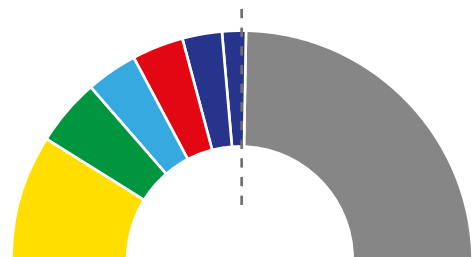


Vote share top 10

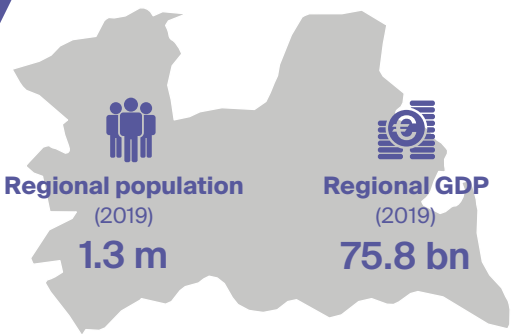


| Party | EU political group | Share |
|--------|--------------------|--------|
| FVD | ECR | 17.4 % |
| VVD | L | 15.7 % |
| GL | Greens | 9.1 % |
| D66 | L | 8.5 % |
| PvdA | SD | 7.8 % |
| CDA | CD | 7.7 % |
| PVV | NA | 7.0 % |
| CU | ECR | 5.6 % |
| 50PLUS | CD | 4.4 % |
| PvdD | UL | 4.4 % |

Seat share governing parties

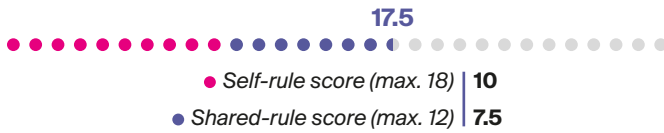


| Party | EU political group | Share |
|-------------------|--------------------|--------|
| GOVERNMENT | | |
| VVD | L | 18.2 % |
| GL | Greens | 9.1 % |
| CDA | CD | 7.3 % |
| PvdA | SD | 7.3 % |
| CU | ECR | 5.5 % |
| SGP | ECR | 3.6 % |
| OPPOSITION | | |
| FVD | ECR | 20.0 % |
| D66 | L | 9.1 % |
| PVV | NA | 7.3 % |
| 50PLUS | CD | 3.6 % |
| Others | | 9.0 % |



REGIONAL AUTHORITY

Regional Authority Index (RAI)



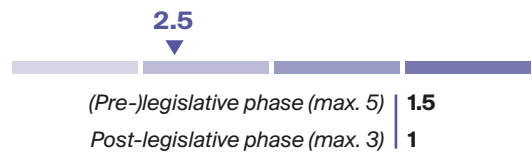
REGIONAL EU INVOLVEMENT

Regional members in Committee of the Regions | 1
Parliamentary right to EWS participation | X ✓

REGIONAL GOVERNMENT

| | |
|---------------------------------|-----------------------------------|
| Form of government | Parliamentary democracy |
| Early dissolution of parliament | Not possible |
| Early termination of executive | Simple majority |
| <i>Appointment mode:</i> | |
| ▶ head of executive | Appointment by central government |
| ▶ other members of executive | Elected by regional assembly |

Domestic EU Policy Shaping (DEUPS)

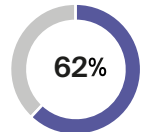


REGIONAL PARLIAMENT & ELECTIONS

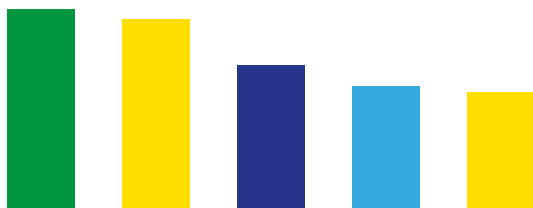
| | |
|---------------------|--------------------|
| Regional parliament | Provinciale Staten |
| Number of seats | 49 |
| Electoral rule | Proportional list |
| Election term | 4 years |

| | |
|---------------------------|--------------|
| Election date | Mar 20, 2019 |
| Electorate | 1 004 853 |
| Number of competing lists | 14 |

Turnout

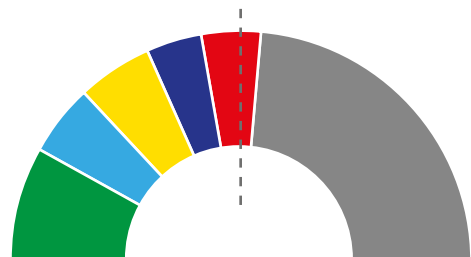


Vote share top 10

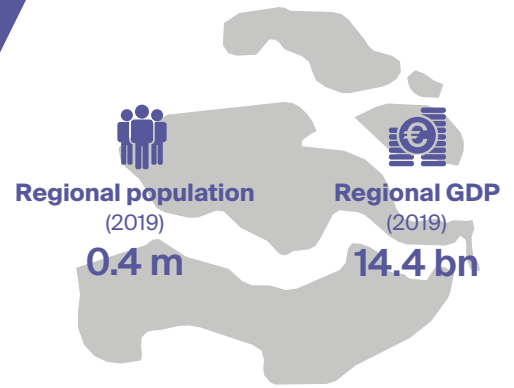


| Party | EU political group | Share |
|-------|--------------------|--------|
| GL | Greens | 16.1 % |
| VVD | L | 15.3 % |
| FVD | ECR | 11.6 % |
| CDA | CD | 9.9 % |
| D66 | L | 9.4 % |
| PvdA | SD | 7.3 % |
| CU | ECR | 7.3 % |
| PVV | NA | 4.9 % |
| PvdD | UL | 4.7 % |
| SP | UL | 3.9 % |

Seat share governing parties

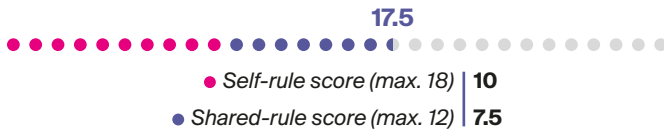


| Party | EU political group | Share |
|-------------------|--------------------|--------|
| GOVERNMENT | | |
| GL | Greens | 16.3 % |
| CDA | CD | 10.2 % |
| D66 | L | 10.2 % |
| CU | ECR | 8.2 % |
| PvdA | SD | 8.2 % |
| OPPOSITION | | |
| VVD | L | 16.3 % |
| FVD | ECR | 12.2 % |
| PvdD | UL | 4.1 % |
| PVV | NA | 4.1 % |
| SP | UL | 4.1 % |
| Others | | 6.0 % |



REGIONAL AUTHORITY

Regional Authority Index (RAI)



REGIONAL EU INVOLVEMENT

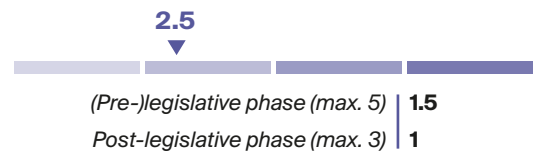
Regional members in Committee of the Regions | **0**

Parliamentary right to EWS participation | **X** ✓

REGIONAL GOVERNMENT

| | |
|---------------------------------|--|
| Form of government | Parliamentary democracy |
| Early dissolution of parliament | Not possible |
| Early termination of executive | Simple majority |
| <i>Appointment mode:</i> | |
| ▶ head of executive | Appointment by central government |
| ▶ other members of executive | Elected by regional assembly |

Domestic EU Policy Shaping (DEUPS)

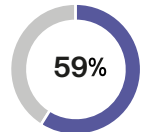


REGIONAL PARLIAMENT & ELECTIONS


| | |
|---------------------|---------------------------|
| Regional parliament | Provinciale Staten |
| Number of seats | 39 |
| Electoral rule | Proportional list |
| Election term | 4 years |

| | |
|---------------------------|---------------------|
| Election date | Mar 20, 2019 |
| Electorate | 290 453 |
| Number of competing lists | 14 |

Turnout

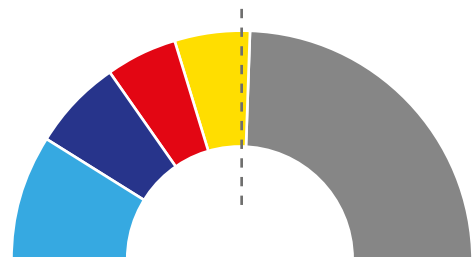


Vote share top 10



| Party | EU political group | Share |
|--------|--------------------|--------|
| CDA | CD | 16.3 % |
| SGP | ECR | 12.1 % |
| FVD | ECR | 11.8 % |
| VVD | L | 10.3 % |
| PvdA | SD | 8.4 % |
| PVV | NA | 6.2 % |
| PVZ | NA | 6.2 % |
| GL | Greens | 5.8 % |
| CU | ECR | 5.2 % |
| 50PLUS | CD | 5.1 % |

Seat share governing parties



| Party | EU political group | Share |
|-------------------|--------------------|--------|
| GOVERNMENT | | |
| CDA | CD | 17.9 % |
| SGP | ECR | 12.8 % |
| PvdA | SD | 10.3 % |
| VVD | L | 10.3 % |
| OPPOSITION | | |
| FVD | ECR | 12.8 % |
| 50PLUS | CD | 5.1 % |
| CU | ECR | 5.1 % |
| GL | Greens | 5.1 % |
| PVV | NA | 5.1 % |
| PVZ | NA | 5.1 % |
| Others | | 10.3 % |



Portugal

Unitary state | Portugal



Population
(2019)

10.3 m


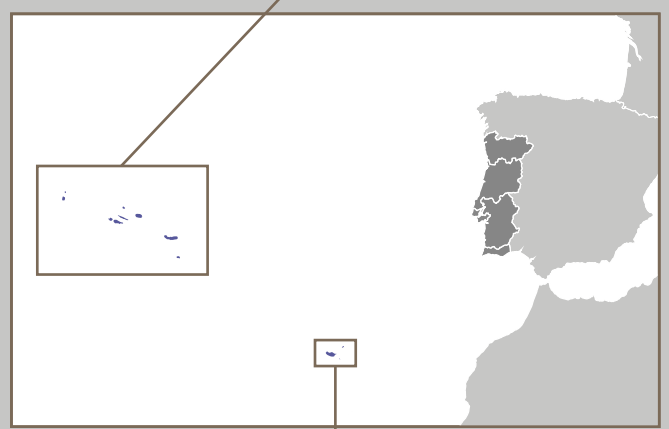


Nominal GDP
(2019)

214.5 bn



Lisbon



REGIONS WITH REGIONAL DEMOCRACY

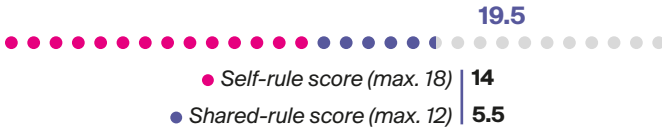
- Azores
- Madeira


Regional population
(2019)
0.2 m


Regional GDP
(2019)
4.5 bn

REGIONAL AUTHORITY

Regional Authority Index (RAI)



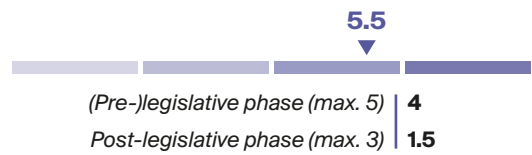
REGIONAL GOVERNMENT

| | |
|---------------------------------|--|
| Form of government | Parliamentary democracy |
| Early dissolution of parliament | Regional assembly |
| Early termination of executive | Simple majority |
| <i>Appointment mode:</i> | |
| ▶ head of executive | Appointment by central government |
| ▶ other members of executive | Appointed by head of executive |

REGIONAL EU INVOLVEMENT

| | |
|--|----------|
| Regional members in Committee of the Regions | 3 |
| Parliamentary right to EWS participation | ✗✓ |
| Participation in REGPEX | ✗✓ |
| Number subsidiarity complaints since 2010 | 1 |

Domestic EU Policy Shaping (DEUPS)

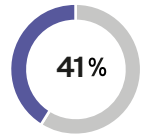


REGIONAL PARLIAMENT & ELECTIONS

| | |
|---------------------|----------------------------|
| Regional parliament | Assembleia Regional |
| Number of seats | 57 |
| Electoral rule | Proportional list |
| Election term | 4 years |

| | |
|---------------------------|---------------------|
| Election date | Oct 16, 2016 |
| Electorate | 228 162 |
| Number of competing lists | 13 |

Turnout




Vote share top 10

| Party | EU political group | Share |
|-----------|--------------------|--------|
| PS | SD | 49.0 % |
| PSD | CD | 32.6 % |
| CDS-PP | CD | 7.6 % |
| BE | UL | 3.9 % |
| PCP | UL | 2.8 % |
| PAN | Greens | 1.5 % |
| PPM | NA | 1.0 % |
| PURP | NA | 0.5 % |
| MPT | CD | 0.4 % |
| PCTP-MRPP | NA | 0.3 % |

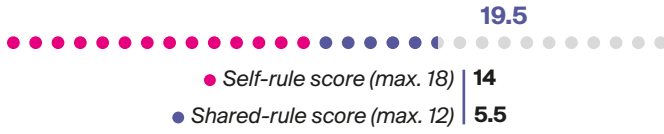
Seat share governing parties

| Party | EU political group | Share |
|-------------------|--------------------|--------|
| GOVERNMENT | | |
| PS | SD | 52.6 % |
| OPPOSITION | | |
| PSD | CD | 33.3 % |
| CDS-PP | CD | 7.0 % |
| BE | UL | 3.5 % |
| PCP | UL | 1.8 % |
| PPM | NA | 1.8 % |



REGIONAL AUTHORITY

Regional Authority Index (RAI)



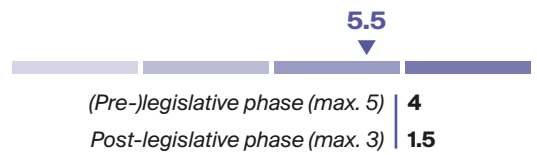
REGIONAL GOVERNMENT

| | |
|---------------------------------|-----------------------------------|
| Form of government | Parliamentary democracy |
| Early dissolution of parliament | Regional assembly |
| Early termination of executive | Simple majority |
| <i>Appointment mode:</i> | |
| ▶ head of executive | Appointment by central government |
| ▶ other members of executive | Appointed by head of executive |

REGIONAL EU INVOLVEMENT

| | |
|--|-----|
| Regional members in Committee of the Regions | 1 |
| Parliamentary right to EWS participation | × ✓ |
| Participation in REGPEX | × ✓ |
| Number subsidiarity complaints since 2010 | 0 |

Domestic EU Policy Shaping (DEUPS)

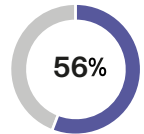


REGIONAL PARLIAMENT & ELECTIONS

| | |
|---------------------|---------------------|
| Regional parliament | Assembleia Regional |
| Number of seats | 47 |
| Electoral rule | Proportional list |
| Election term | 4 years |

| | |
|---------------------------|--------------|
| Election date | Sep 22, 2019 |
| Electorate | 258 005 |
| Number of competing lists | 17 |

Turnout



Vote share top 10

| Party | EU political group | Share |
|--------|--------------------|--------|
| PSD | CD | 40.3 % |
| PS | SD | 36.6 % |
| CDS-PP | CD | 5.9 % |
| JPP | NA | 5.6 % |
| PCP | UL | 1.8 % |
| BE | UL | 1.8 % |
| PAN | Greens | 1.5 % |
| PURP | NA | 1.3 % |
| RIR | NA | 1.2 % |
| PTP | NA | 1.0 % |

Seat share governing parties

| Party | EU political group | Share |
|-------------------|--------------------|--------|
| GOVERNMENT | | |
| PSD | CD | 44.7 % |
| CDS-PP | CD | 6.4 % |
| OPPOSITION | | |
| PS | SD | 40.4 % |
| JPP | NA | 6.4 % |
| PCP | UL | 2.1 % |



Spain

Regionalised unitary state | *España*



Population
(2019)
47.4 m

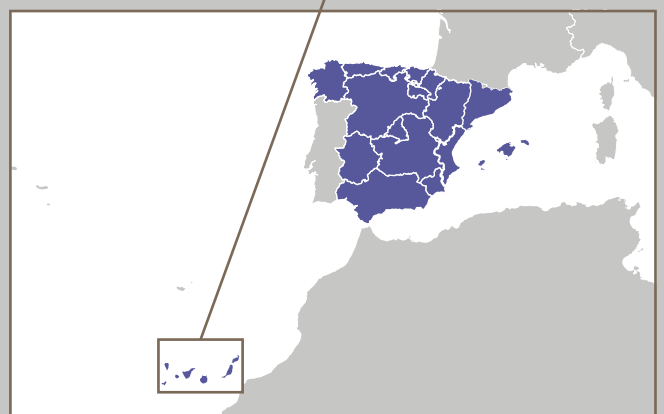


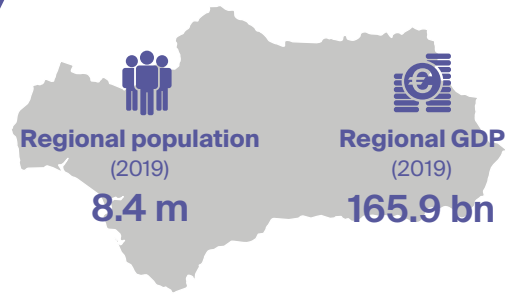
Nominal GDP
(2019)
1 206.8 bn



REGIONS WITH REGIONAL DEMOCRACY

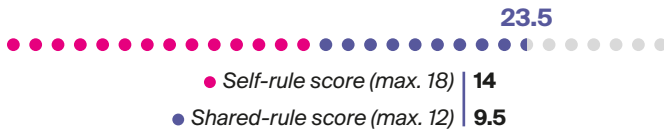
- Andalusia
- Aragon
- Asturias
- Balearic Islands
- Basque Country
- Canary Islands
- Cantabria
- Castile and León
- Castilla-La Mancha
- Catalonia
- Ceuta
- Community of Madrid ●
- Extremadura
- Galicia
- La Rioja
- Melilla
- Navarre
- Region of Murcia
- Valencian Community





REGIONAL AUTHORITY

Regional Authority Index (RAI)



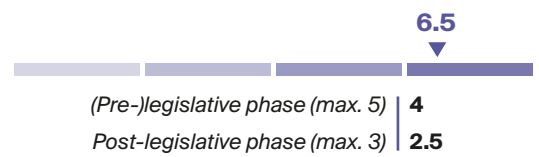
REGIONAL GOVERNMENT

| | |
|---------------------------------|--------------------------------|
| Form of government | Parliamentary democracy |
| Early dissolution of parliament | Regional executive |
| Early termination of executive | Constructive vote |
| <i>Appointment mode:</i> | |
| ▶ head of executive | Elected by regional assembly |
| ▶ other members of executive | Appointed by head of executive |

REGIONAL EU INVOLVEMENT

| | |
|--|-----|
| Regional members in Committee of the Regions | 2 |
| Parliamentary right to EWS participation | ✗ ✓ |
| Participation in REGPEX | ✗ ✓ |
| Number subsidiarity complaints since 2010 | 0 |

Domestic EU Policy Shaping (DEUPS)

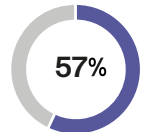


REGIONAL PARLIAMENT & ELECTIONS

| | |
|---------------------|-------------------|
| Regional parliament | Parlamento |
| Number of seats | 109 |
| Electoral rule | Proportional list |
| Election term | 4 years |

| | |
|---------------------------|-------------|
| Election date | Dec 2, 2018 |
| Electorate | 6 542 076 |
| Number of competing lists | 26 |

Turnout

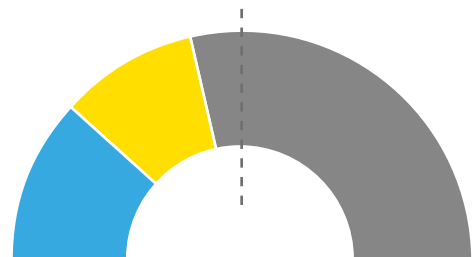


Vote share top 10

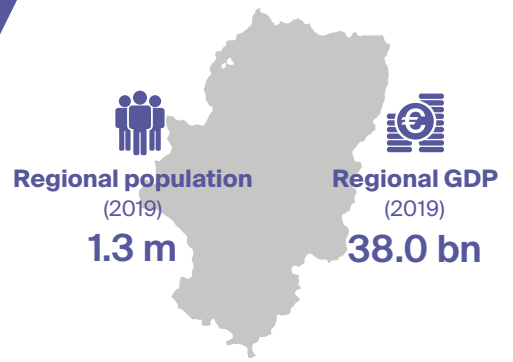


| Party | EU political group | Share |
|---------|--------------------|--------|
| PSOE | SD | 28.4 % |
| PP | CD | 21.1 % |
| C's | L | 18.6 % |
| PODEMOS | UL | 16.5 % |
| VOX | ECR | 11.1 % |
| PACMA | NA | 2.0 % |
| AxSí | NA | 0.6 % |
| EQUO | NA | 0.4 % |
| REC | NA | 0.2 % |
| PCPE | NA | 0.2 % |

Seat share governing parties

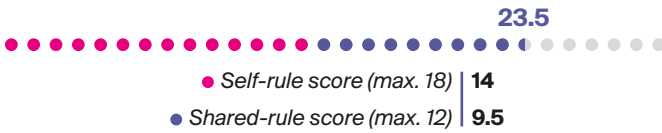


| Party | EU political group | Share |
|-------------------|--------------------|--------|
| GOVERNMENT | | |
| PP | CD | 23.9 % |
| C's | L | 19.3 % |
| OPPOSITION | | |
| PSOE | SD | 30.3 % |
| PODEMOS | UL | 15.6 % |
| VOX | ECR | 11.0 % |



REGIONAL AUTHORITY

Regional Authority Index (RAI)



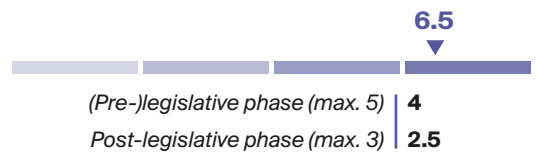
REGIONAL GOVERNMENT

| | |
|---------------------------------|--------------------------------|
| Form of government | Parliamentary democracy |
| Early dissolution of parliament | Regional executive |
| Early termination of executive | Constructive vote |
| <i>Appointment mode:</i> | |
| ▶ head of executive | Elected by regional assembly |
| ▶ other members of executive | Appointed by head of executive |

REGIONAL EU INVOLVEMENT

| | |
|--|-----|
| Regional members in Committee of the Regions | 2 |
| Parliamentary right to EWS participation | ✗ ✓ |
| Participation in REGPEX | ✗ ✓ |
| Number subsidiarity complaints since 2010 | 0 |

Domestic EU Policy Shaping (DEUPS)

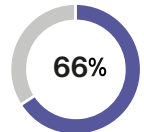


REGIONAL PARLIAMENT & ELECTIONS

| | |
|---------------------|-------------------|
| Regional parliament | Cortes de Aragón |
| Number of seats | 67 |
| Electoral rule | Proportional list |
| Election term | 4 years |

| | |
|---------------------------|--------------|
| Election date | May 26, 2019 |
| Electorate | 1 018 530 |
| Number of competing lists | 16 |

Turnout

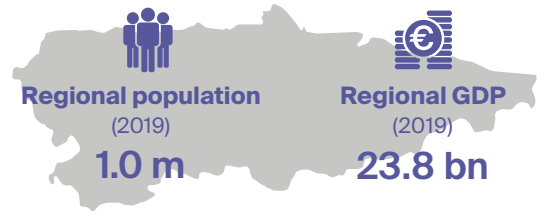


Vote share top 10

| Party | EU political group | Share |
|---------|--------------------|--------|
| PSOE | SD | 31.1 % |
| PP | CD | 21.1 % |
| C's | L | 16.8 % |
| PODEMOS | UL | 8.2 % |
| CHA | NA | 6.3 % |
| VOX | ECR | 6.1 % |
| PAR | NA | 5.1 % |
| IU | UL | 3.4 % |
| PACMA | NA | 0.7 % |
| PAÑ | NA | 0.5 % |

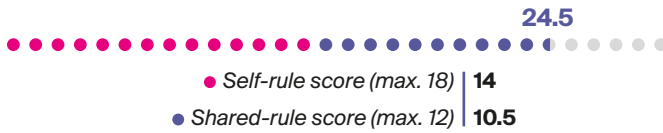
Seat share governing parties

| Party | EU political group | Share |
|-------------------|--------------------|--------|
| GOVERNMENT | | |
| PSOE | SD | 35.8 % |
| PODEMOS | UL | 7.5 % |
| CHA | NA | 4.5 % |
| PAR | NA | 4.5 % |
| OPPOSITION | | |
| PP | CD | 23.9 % |
| C's | L | 17.9 % |
| VOX | ECR | 4.5 % |
| IU | UL | 1.5 % |



REGIONAL AUTHORITY

Regional Authority Index (RAI)



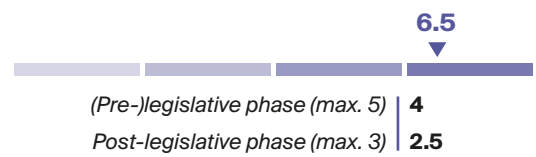
REGIONAL GOVERNMENT

| | |
|---------------------------------|--------------------------------|
| Form of government | Parliamentary democracy |
| Early dissolution of parliament | Regional executive |
| Early termination of executive | Constructive vote |
| <i>Appointment mode:</i> | |
| ▶ head of executive | Elected by regional assembly |
| ▶ other members of executive | Appointed by head of executive |

REGIONAL EU INVOLVEMENT

| | |
|--|-----|
| Regional members in Committee of the Regions | 1 |
| Parliamentary right to EWS participation | × ✓ |
| Participation in REGPEX | × ✓ |
| Number subsidiarity complaints since 2010 | 0 |

Domestic EU Policy Shaping (DEUPS)

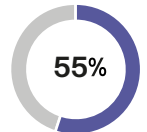


REGIONAL PARLIAMENT & ELECTIONS

| | |
|---------------------|-------------------|
| Regional parliament | Junta General |
| Number of seats | 45 |
| Electoral rule | Proportional list |
| Election term | 4 years |

| | |
|---------------------------|--------------|
| Election date | May 26, 2019 |
| Electorate | 973 737 |
| Number of competing lists | 11 |

Turnout



Vote share top 10

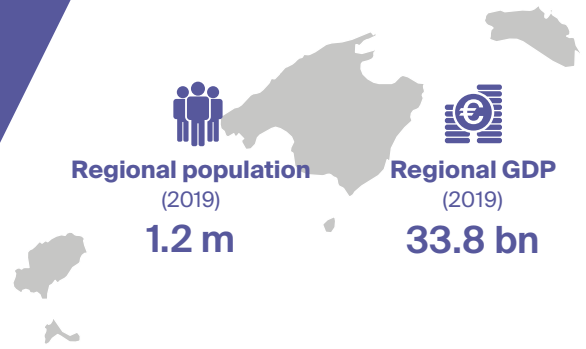
| Party | EU political group | Share |
|---------|--------------------|--------|
| PSOE | SD | 35.6 % |
| PP | CD | 17.7 % |
| C's | L | 14.1 % |
| PODEMOS | UL | 11.2 % |
| IU | UL | 6.7 % |
| FAC | NA | 6.6 % |
| VOX | ECR | 6.5 % |
| PACMA | NA | 0.7 % |
| EQUO | NA | 0.4 % |
| AA | ECR | 0.3 % |

Seat share governing parties

| Party | EU political group | Share |
|-------------------|--------------------|--------|
| GOVERNMENT | | |
| PSOE | SD | 44.4 % |
| OPPOSITION | | |
| PP | CD | 22.2 % |
| C's | L | 11.1 % |
| PODEMOS | UL | 8.9 % |
| FAC | NA | 4.4 % |
| IU | UL | 4.4 % |
| VOX | ECR | 4.4 % |

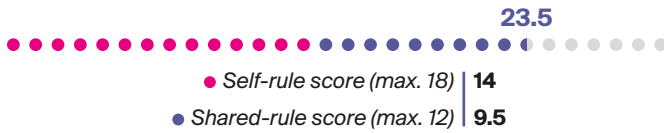
Balearic Islands

Illes Balears



REGIONAL AUTHORITY

Regional Authority Index (RAI)



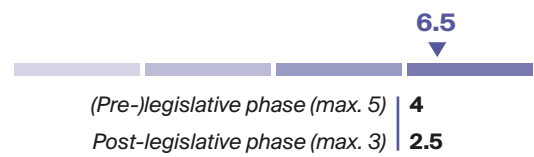
REGIONAL GOVERNMENT

| | |
|---------------------------------|--------------------------------|
| Form of government | Parliamentary democracy |
| Early dissolution of parliament | Regional executive |
| Early termination of executive | Constructive vote |
| Appointment mode: | |
| ▶ head of executive | Elected by regional assembly |
| ▶ other members of executive | Appointed by head of executive |

REGIONAL EU INVOLVEMENT

| | |
|--|-----|
| Regional members in Committee of the Regions | 1 |
| Parliamentary right to EWS participation | ✗ ✓ |
| Participation in REGPEX | ✗ ✓ |
| Number subsidiarity complaints since 2010 | 0 |

Domestic EU Policy Shaping (DEUPS)

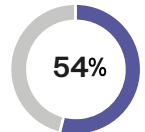


REGIONAL PARLIAMENT & ELECTIONS

| | |
|---------------------|-------------------|
| Regional parliament | Parlamento |
| Number of seats | 59 |
| Electoral rule | Proportional list |
| Election term | 4 years |

| | |
|---------------------------|--------------|
| Election date | May 26, 2019 |
| Electorate | 801 618 |
| Number of competing lists | 18 |

Turnout



Vote share top 10

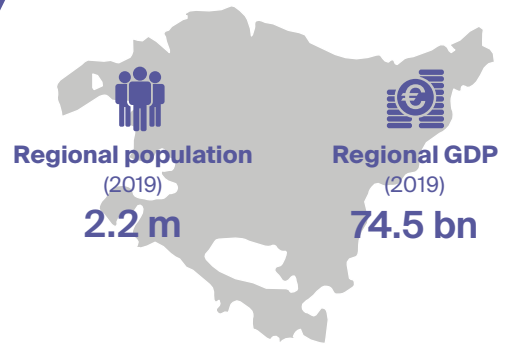
| Party | EU political group | Share |
|---------|--------------------|--------|
| PSOE | SD | 27.6 % |
| PP | CD | 22.4 % |
| C's | L | 10.0 % |
| PODEMOS | UL | 9.8 % |
| MES | NA | 9.3 % |
| VOX | ECR | 8.2 % |
| ELPI | NA | 7.4 % |
| MpM | NA | 1.4 % |
| PACMA | NA | 1.4 % |
| GxF | NA | 0.5 % |

Seat share governing parties

| Party | EU political group | Share |
|-------------------|--------------------|--------|
| GOVERNMENT | | |
| PSOE | SD | 32.2 % |
| PODEMOS | UL | 10.2 % |
| MES | NA | 6.8 % |
| OPPOSITION | | |
| PP | CD | 27.1 % |
| C's | L | 8.5 % |
| ELPI | NA | 5.1 % |
| VOX | ECR | 5.1 % |
| MpM | NA | 3.4 % |
| GxF | NA | 1.7 % |

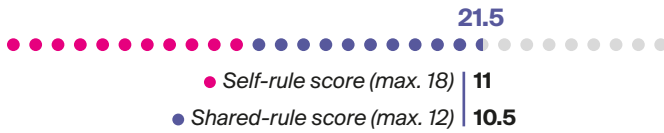
Basque Country

País Vasco (Euskadi)



REGIONAL AUTHORITY

Regional Authority Index (RAI)



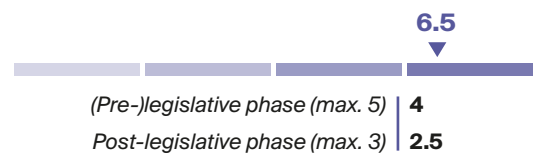
REGIONAL GOVERNMENT

| | |
|---------------------------------|--------------------------------|
| Form of government | Parliamentary democracy |
| Early dissolution of parliament | Regional executive |
| Early termination of executive | Constructive vote |
| Appointment mode: | |
| ▶ head of executive | Elected by regional assembly |
| ▶ other members of executive | Appointed by head of executive |

REGIONAL EU INVOLVEMENT

| | |
|--|-----|
| Regional members in Committee of the Regions | 1 |
| Parliamentary right to EWS participation | ✗ ✓ |
| Participation in REGPEX | ✗ ✓ |
| Number subsidiarity complaints since 2010 | 2 |

Domestic EU Policy Shaping (DEUPS)

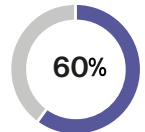


REGIONAL PARLIAMENT & ELECTIONS

| | |
|---------------------|-------------------|
| Regional parliament | Parlamento |
| Number of seats | 75 |
| Electoral rule | Proportional list |
| Election term | 4 years |

| | |
|---------------------------|--------------|
| Election date | Sep 25, 2016 |
| Electorate | 1 783 419 |
| Number of competing lists | 16 |

Turnout

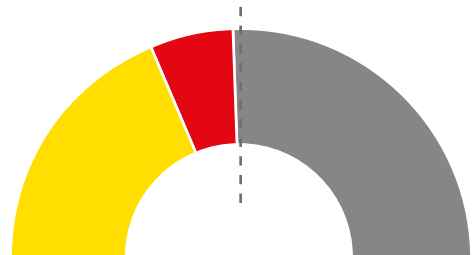


Vote share top 10



| Party | EU political group | Share |
|----------|--------------------|--------|
| EAJ-PNV | L | 37.6 % |
| EH Bildu | NA | 21.3 % |
| PODEMOS | UL | 14.9 % |
| PSOE | SD | 11.9 % |
| PP | CD | 10.2 % |
| C's | L | 2.0 % |
| PACMA | NA | 0.8 % |
| GANEMOS | NA | 0.6 % |
| REC | NA | 0.3 % |
| PFyV | NA | 0.2 % |

Seat share governing parties



| Party | EU political group | Share |
|-------------------|--------------------|--------|
| GOVERNMENT | | |
| EAJ-PNV | L | 37.3 % |
| PSOE | SD | 12.0 % |
| OPPOSITION | | |
| EH Bildu | NA | 24.0 % |
| PODEMOS | UL | 14.7 % |
| PP | CD | 12.0 % |

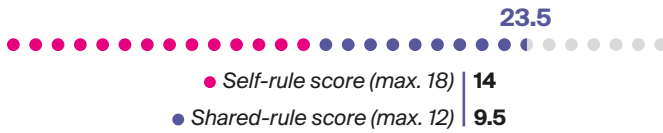
Canary Islands

Canarias



REGIONAL AUTHORITY

Regional Authority Index (RAI)



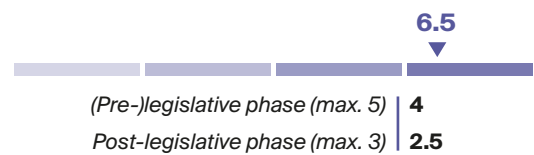
REGIONAL GOVERNMENT

| | |
|---------------------------------|--------------------------------|
| Form of government | Parliamentary democracy |
| Early dissolution of parliament | Regional executive |
| Early termination of executive | Constructive vote |
| Appointment mode: | |
| ▶ head of executive | Elected by regional assembly |
| ▶ other members of executive | Appointed by head of executive |

REGIONAL EU INVOLVEMENT

| | |
|--|-----|
| Regional members in Committee of the Regions | 1 |
| Parliamentary right to EWS participation | × ✓ |
| Participation in REGPEX | × ✓ |
| Number subsidiarity complaints since 2010 | 1 |

Domestic EU Policy Shaping (DEUPS)

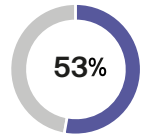


REGIONAL PARLIAMENT & ELECTIONS

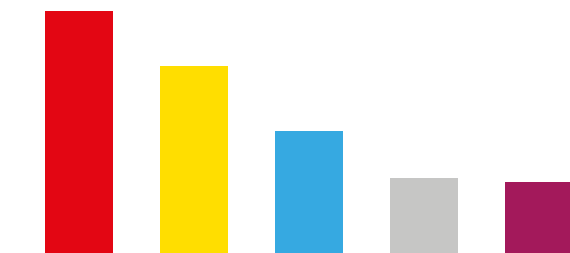
| | |
|---------------------|-------------------|
| Regional parliament | Parlamento |
| Number of seats | 70 |
| Electoral rule | Proportional list |
| Election term | 4 years |

| | |
|---------------------------|--------------|
| Election date | May 26, 2019 |
| Electorate | 1 720 724 |
| Number of competing lists | 30 |

Turnout

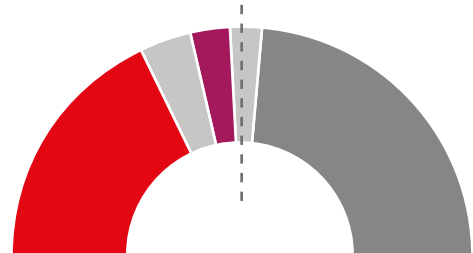


Vote share top 10



| Party | EU political group | Share |
|---------|--------------------|--------|
| PSOE | SD | 29.3 % |
| CC | L | 22.7 % |
| PP | CD | 14.9 % |
| NCa | NA | 9.2 % |
| PODEMOS | UL | 8.7 % |
| C's | L | 7.2 % |
| VOX | ECR | 2.5 % |
| PACMA | NA | 1.2 % |
| IU | UL | 1.0 % |
| ASG | NA | 0.7 % |

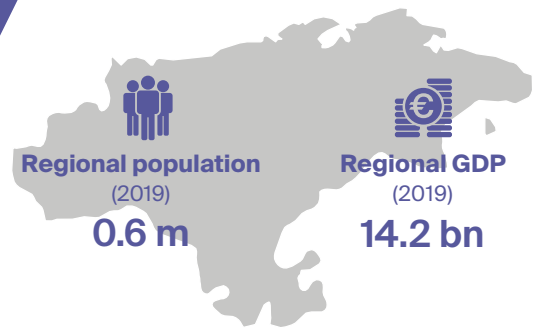
Seat share governing parties



| Party | EU political group | Share |
|-------------------|--------------------|--------|
| GOVERNMENT | | |
| PSOE | SD | 35.7 % |
| NCa | NA | 7.1 % |
| PODEMOS | UL | 5.7 % |
| ASG | NA | 4.3 % |
| OPPOSITION | | |
| CC | L | 28.6 % |
| PP | CD | 15.7 % |
| C's | L | 2.9 % |

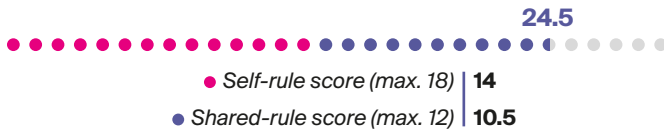
Cantabria

Cantabria



REGIONAL AUTHORITY

Regional Authority Index (RAI)



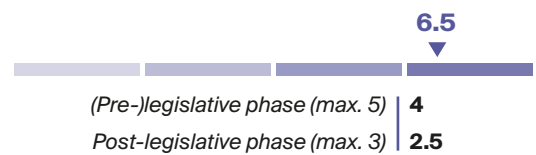
REGIONAL EU INVOLVEMENT

| | |
|--|-----|
| Regional members in Committee of the Regions | 1 |
| Parliamentary right to EWS participation | ✗ ✓ |
| Participation in REGPEX | ✗ ✓ |
| Number subsidiarity complaints since 2010 | 0 |

REGIONAL GOVERNMENT

| | |
|---------------------------------|--------------------------------|
| Form of government | Parliamentary democracy |
| Early dissolution of parliament | Regional executive |
| Early termination of executive | Constructive vote |
| <i>Appointment mode:</i> | |
| ▶ head of executive | Elected by regional assembly |
| ▶ other members of executive | Appointed by head of executive |

Domestic EU Policy Shaping (DEUPS)

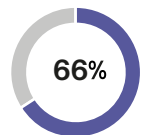


REGIONAL PARLIAMENT & ELECTIONS

| | |
|---------------------|-------------------|
| Regional parliament | Asamblea Regional |
| Number of seats | 35 |
| Electoral rule | Proportional list |
| Election term | 4 years |

| | |
|---------------------------|--------------|
| Election date | May 26, 2019 |
| Electorate | 500 925 |
| Number of competing lists | 12 |

Turnout



Vote share top 10

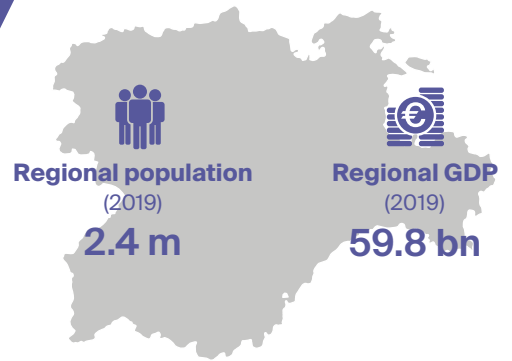
| Party | EU political group | Share |
|---------------|--------------------|--------|
| PRC | NA | 38.0 % |
| PP | CD | 24.3 % |
| PSOE | SD | 17.8 % |
| C's | L | 8.0 % |
| VOX | ECR | 5.1 % |
| PODEMOS | UL | 3.2 % |
| IU | UL | 1.9 % |
| PACMA | NA | 0.6 % |
| CANTABRISTAS | NA | 0.5 % |
| OLA CANTABRIA | NA | 0.3 % |

Seat share governing parties

| Party | EU political group | Share |
|-------------------|--------------------|--------|
| GOVERNMENT | | |
| PRC | NA | 40.0 % |
| PSOE | SD | 20.0 % |
| OPPOSITION | | |
| PP | CD | 25.7 % |
| C's | L | 8.6 % |
| VOX | ECR | 5.7 % |

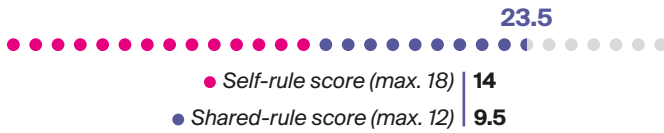
Castile and León

Castilla y León



REGIONAL AUTHORITY

Regional Authority Index (RAI)



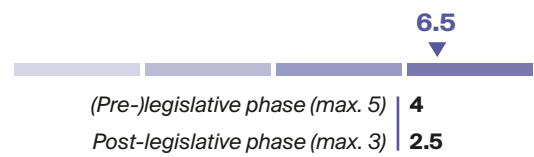
REGIONAL GOVERNMENT

| | |
|---------------------------------|--------------------------------|
| Form of government | Parliamentary democracy |
| Early dissolution of parliament | Regional executive |
| Early termination of executive | Constructive vote |
| <i>Appointment mode:</i> | |
| ▶ head of executive | Elected by regional assembly |
| ▶ other members of executive | Appointed by head of executive |

REGIONAL EU INVOLVEMENT

| | |
|--|-----|
| Regional members in Committee of the Regions | 1 |
| Parliamentary right to EWS participation | ✗ ✓ |
| Participation in REGPEX | ✗ ✓ |
| Number subsidiarity complaints since 2010 | 1 |

Domestic EU Policy Shaping (DEUPS)

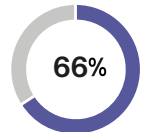


REGIONAL PARLIAMENT & ELECTIONS

| | |
|---------------------|---------------------------|
| Regional parliament | Cortes de Castilla y Leon |
| Number of seats | 81 |
| Electoral rule | Proportional list |
| Election term | 4 years |

| | |
|---------------------------|--------------|
| Election date | May 26, 2019 |
| Electorate | 2 114 811 |
| Number of competing lists | 26 |

Turnout



Vote share top 10

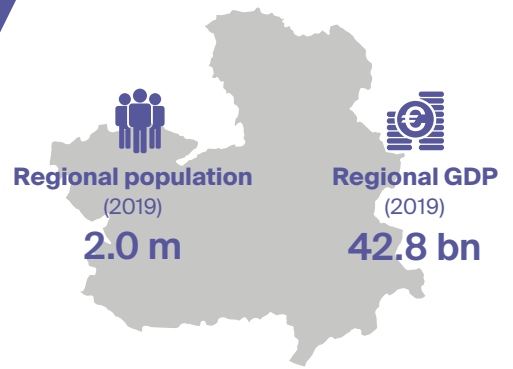
| Party | EU political group | Share |
|---------|--------------------|-------|
| PSOE | SD | 35.2% |
| PP | CD | 31.8% |
| C's | L | 15.1% |
| VOX | ECR | 5.6% |
| PODEMOS | UL | 5.1% |
| IU | UL | 2.3% |
| UPL | NA | 2.1% |
| XAV | NA | 0.7% |
| PACMA | NA | 0.6% |
| PPSO | NA | 0.3% |

Seat share governing parties

| Party | EU political group | Share |
|-------------------|--------------------|-------|
| GOVERNMENT | | |
| PP | CD | 35.8% |
| C's | L | 14.8% |
| OPPOSITION | | |
| PSOE | SD | 43.2% |
| PODEMOS | UL | 2.5% |
| UPL | NA | 1.2% |
| VOX | ECR | 1.2% |

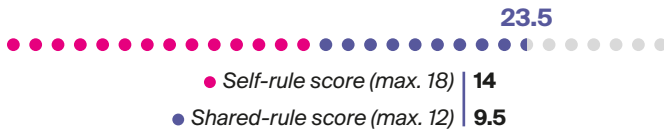
Castilla-La Mancha

Castilla-La Mancha



REGIONAL AUTHORITY

Regional Authority Index (RAI)



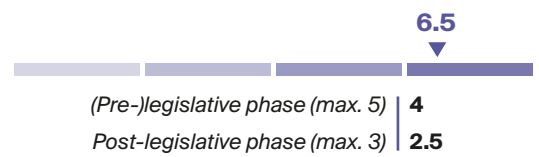
REGIONAL GOVERNMENT

| | |
|---------------------------------|--------------------------------|
| Form of government | Parliamentary democracy |
| Early dissolution of parliament | Regional executive |
| Early termination of executive | Constructive vote |
| <i>Appointment mode:</i> | |
| ▶ head of executive | Elected by regional assembly |
| ▶ other members of executive | Appointed by head of executive |

REGIONAL EU INVOLVEMENT

| | |
|--|-----|
| Regional members in Committee of the Regions | 1 |
| Parliamentary right to EWS participation | ✗ ✓ |
| Participation in REGPEX | ✗ ✓ |
| Number subsidiarity complaints since 2010 | 0 |

Domestic EU Policy Shaping (DEUPS)

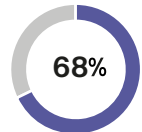


REGIONAL PARLIAMENT & ELECTIONS

| | |
|---------------------|------------------------------|
| Regional parliament | Cortes de Castilla-La Mancha |
| Number of seats | 33 |
| Electoral rule | Proportional list |
| Election term | 4 years |

| | |
|---------------------------|--------------|
| Election date | May 26, 2019 |
| Electorate | 1 606 121 |
| Number of competing lists | 11 |

Turnout

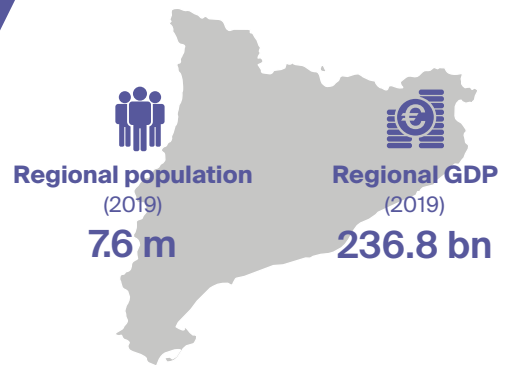


Vote share top 10

| Party | EU political group | Share |
|-------------|--------------------|--------|
| PSOE | SD | 44.5 % |
| PP | CD | 28.8 % |
| C's | L | 11.5 % |
| VOX | ECR | 7.1 % |
| PODEMOS | UL | 7.0 % |
| PACMA | NA | 0.8 % |
| TC | NA | 0.1 % |
| PCPE | NA | 0.1 % |
| ANATUR-UDEC | NA | 0.1 % |
| PUM+J | NA | 0.1 % |

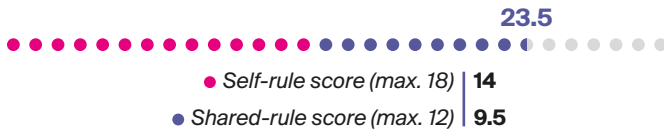
Seat share governing parties

| Party | EU political group | Share |
|-------------------|--------------------|--------|
| GOVERNMENT | | |
| PSOE | SD | 57.6 % |
| OPPOSITION | | |
| PP | CD | 30.3 % |
| C's | L | 12.1 % |



REGIONAL AUTHORITY

Regional Authority Index (RAI)



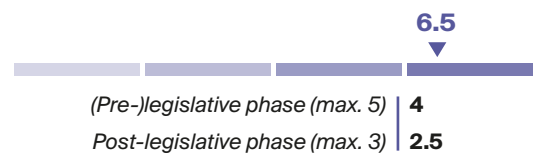
REGIONAL GOVERNMENT

| | |
|---------------------------------|--------------------------------|
| Form of government | Parliamentary democracy |
| Early dissolution of parliament | Regional executive |
| Early termination of executive | Constructive vote |
| Appointment mode: | |
| ▶ head of executive | Elected by regional assembly |
| ▶ other members of executive | Appointed by head of executive |

REGIONAL EU INVOLVEMENT

| | |
|--|-----|
| Regional members in Committee of the Regions | 1 |
| Parliamentary right to EWS participation | × ✓ |
| Participation in REGPEX | × ✓ |
| Number subsidiarity complaints since 2010 | 1 |

Domestic EU Policy Shaping (DEUPS)

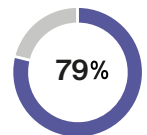


REGIONAL PARLIAMENT & ELECTIONS

| | |
|---------------------|-------------------|
| Regional parliament | Parlamento |
| Number of seats | 135 |
| Electoral rule | Proportional list |
| Election term | 4 years |

| | |
|---------------------------|--------------|
| Election date | Dec 21, 2017 |
| Electorate | 5 554 455 |
| Number of competing lists | 10 |

Turnout

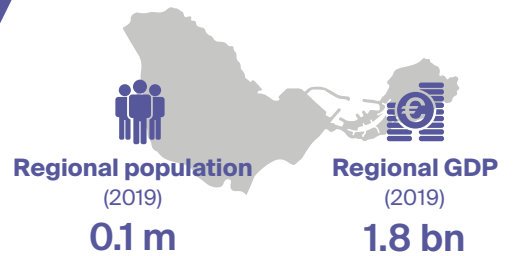


Vote share top 10

| Party | EU political group | Share |
|-----------|--------------------|--------|
| C's | L | 25.5 % |
| JxCat | NA | 21.8 % |
| ERC | Greens | 21.5 % |
| PSOE(PSC) | SD | 13.9 % |
| PODEMOS | UL | 7.5 % |
| CUP-ADE | NA | 4.5 % |
| PP | CD | 4.3 % |
| PACMA | NA | 0.9 % |
| REC | NA | 0.2 % |

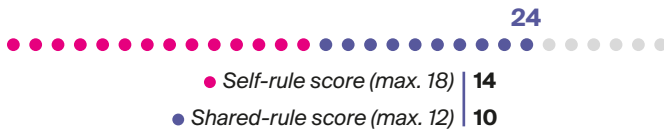
Seat share governing parties

| Party | EU political group | Share |
|-------------------|--------------------|--------|
| GOVERNMENT | | |
| JxCat | NA | 25.2 % |
| ERC | Greens | 23.7 % |
| OPPOSITION | | |
| C's | L | 26.7 % |
| PSOE(PSC) | SD | 12.6 % |
| PODEMOS | UL | 5.9 % |
| CUP-ADE | NA | 3.0 % |
| PP | CD | 3.0 % |



REGIONAL AUTHORITY

Regional Authority Index (RAI)



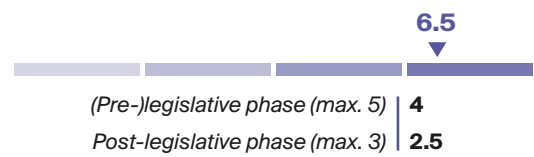
REGIONAL EU INVOLVEMENT

Regional members in Committee of the Regions | **0**
Parliamentary right to EWS participation | **X** ✓

REGIONAL GOVERNMENT

| | |
|---------------------------------|---------------------------------------|
| Form of government | Parliamentary democracy |
| Early dissolution of parliament | Not possible |
| Early termination of executive | Constructive vote |
| <i>Appointment mode:</i> | |
| ▶ head of executive | Elected by regional assembly |
| ▶ other members of executive | Appointed by head of executive |

Domestic EU Policy Shaping (DEUPS)

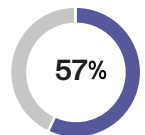


REGIONAL PARLIAMENT & ELECTIONS

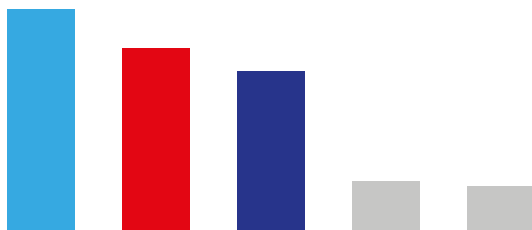
| | |
|---------------------|--------------------------|
| Regional parliament | Asamblea de Ceuta |
| Number of seats | 25 |
| Electoral rule | Proportional list |
| Election term | 4 years |

| | |
|---------------------------|---------------------|
| Election date | May 26, 2019 |
| Electorate | 59 954 |
| Number of competing lists | 9 |

Turnout

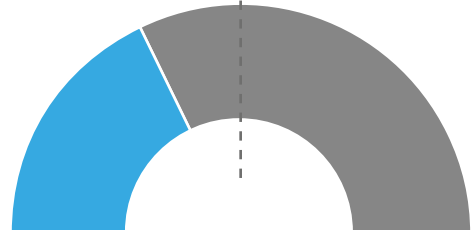


Vote share top 10



| Party | EU political group | Share |
|----------|--------------------|--------|
| PP | CD | 31.3 % |
| PSOE | SD | 25.8 % |
| VOX | ECR | 22.5 % |
| MDyC | NA | 7.0 % |
| Caballas | NA | 6.3 % |
| C's | L | 4.6 % |
| PODEMOS | UL | 1.5 % |
| PDSC | NA | 1.0 % |
| PUM+J | NA | 0.1 % |

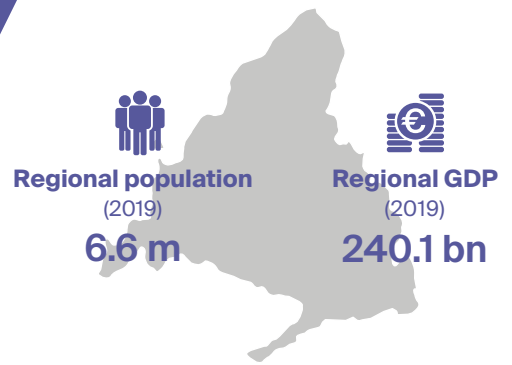
Seat share governing parties



| Party | EU political group | Share |
|-------------------|--------------------|--------|
| GOVERNMENT | | |
| PP | CD | 36.0 % |
| OPPOSITION | | |
| PSOE | SD | 28.0 % |
| VOX | ECR | 24.0 % |
| MDyC | NA | 8.0 % |
| Caballas | NA | 4.0 % |

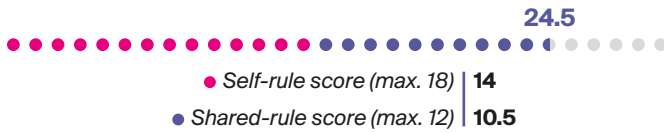
Community of Madrid

Comunidad de Madrid



REGIONAL AUTHORITY

Regional Authority Index (RAI)



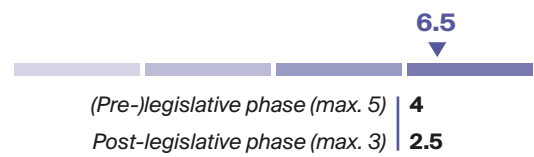
REGIONAL GOVERNMENT

| | |
|---------------------------------|--------------------------------|
| Form of government | Parliamentary democracy |
| Early dissolution of parliament | Regional executive |
| Early termination of executive | Constructive vote |
| Appointment mode: | |
| ▶ head of executive | Elected by regional assembly |
| ▶ other members of executive | Appointed by head of executive |

REGIONAL EU INVOLVEMENT

| | |
|--|-----|
| Regional members in Committee of the Regions | 1 |
| Parliamentary right to EWS participation | ✗ ✓ |
| Participation in REGPEX | ✗ ✓ |
| Number subsidiarity complaints since 2010 | 0 |

Domestic EU Policy Shaping (DEUPS)

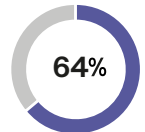


REGIONAL PARLIAMENT & ELECTIONS

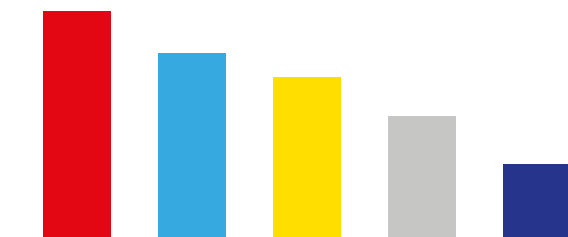
| | |
|---------------------|-------------------|
| Regional parliament | Asamblea |
| Number of seats | 132 |
| Electoral rule | Proportional list |
| Election term | 4 years |

| | |
|---------------------------|--------------|
| Election date | May 26, 2019 |
| Electorate | 5 059 252 |
| Number of competing lists | 15 |

Turnout

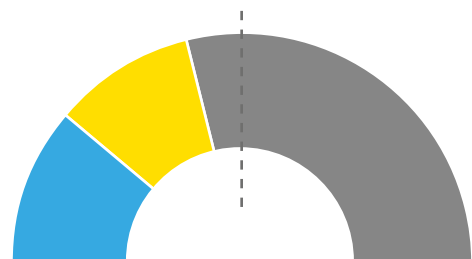


Vote share top 10



| Party | EU political group | Share |
|------------|--------------------|--------|
| PSOE | SD | 27.4 % |
| PP | CD | 22.3 % |
| C's | L | 19.5 % |
| MÁS MADRID | NA | 14.8 % |
| VOX | ECR | 8.9 % |
| PODEMOS | UL | 5.6 % |
| PACMA | NA | 0.8 % |
| UPyD | L | 0.1 % |
| PUM+J | NA | 0.1 % |
| ULEG | NA | 0.1 % |

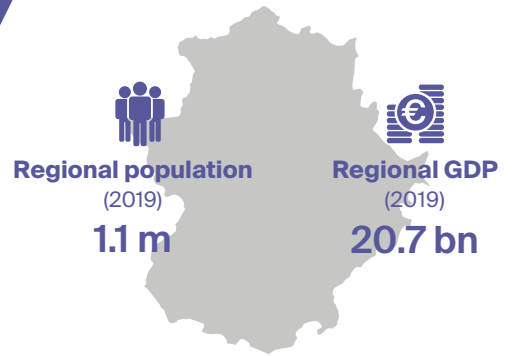
Seat share governing parties



| Party | EU political group | Share |
|-------------------|--------------------|--------|
| GOVERNMENT | | |
| PP | CD | 22.7 % |
| C's | L | 19.7 % |
| OPPOSITION | | |
| PSOE | SD | 28.0 % |
| MÁS MADRID | NA | 15.2 % |
| VOX | ECR | 9.1 % |
| PODEMOS | UL | 5.3 % |

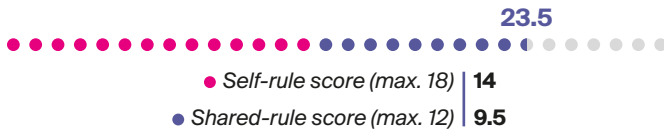
Extremadura

Extremadura



REGIONAL AUTHORITY

Regional Authority Index (RAI)



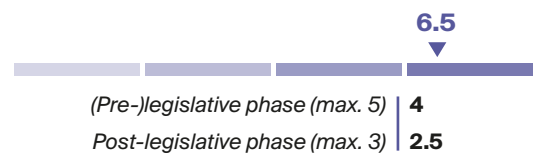
REGIONAL GOVERNMENT

| | |
|---------------------------------|--------------------------------|
| Form of government | Parliamentary democracy |
| Early dissolution of parliament | Regional executive |
| Early termination of executive | Constructive vote |
| <i>Appointment mode:</i> | |
| ▶ head of executive | Elected by regional assembly |
| ▶ other members of executive | Appointed by head of executive |

REGIONAL EU INVOLVEMENT

| | |
|--|-----|
| Regional members in Committee of the Regions | 1 |
| Parliamentary right to EWS participation | × ✓ |
| Participation in REGPEX | × ✓ |
| Number subsidiarity complaints since 2010 | 0 |

Domestic EU Policy Shaping (DEUPS)

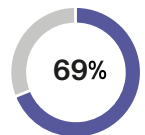


REGIONAL PARLIAMENT & ELECTIONS

| | |
|---------------------|-------------------|
| Regional parliament | Asamblea |
| Number of seats | 65 |
| Electoral rule | Proportional list |
| Election term | 4 years |

| | |
|---------------------------|--------------|
| Election date | May 26, 2019 |
| Electorate | 899 930 |
| Number of competing lists | 11 |

Turnout

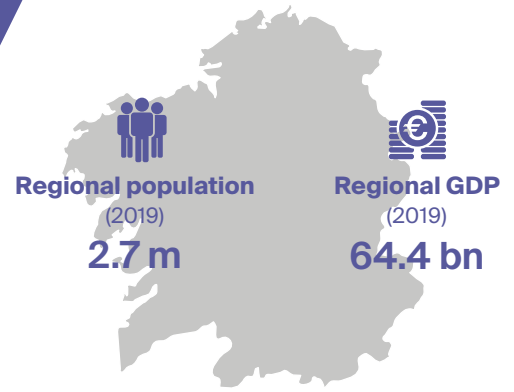


Vote share top 10

| Party | EU political group | Share |
|---------|--------------------|--------|
| PSOE | SD | 47.2 % |
| PP | CD | 27.7 % |
| C's | L | 11.2 % |
| PODEMOS | UL | 7.3 % |
| VOX | ECR | 4.8 % |
| EXU | NA | 0.7 % |
| PACMA | NA | 0.6 % |
| ODP | NA | 0.2 % |
| PACT | NA | 0.2 % |
| PUM+J | NA | 0.1 % |

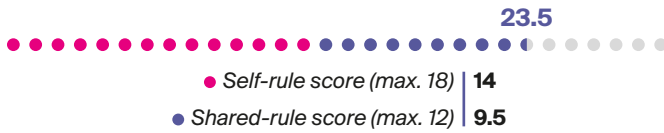
Seat share governing parties

| Party | EU political group | Share |
|-------------------|--------------------|--------|
| GOVERNMENT | | |
| PSOE | SD | 52.3 % |
| OPPOSITION | | |
| PP | CD | 30.8 % |
| C's | L | 10.8 % |
| PODEMOS | UL | 6.2 % |



REGIONAL AUTHORITY

Regional Authority Index (RAI)



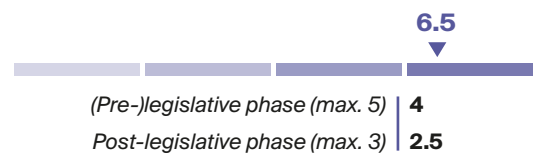
REGIONAL GOVERNMENT

| | |
|---------------------------------|--------------------------------|
| Form of government | Parliamentary democracy |
| Early dissolution of parliament | Regional executive |
| Early termination of executive | Constructive vote |
| <i>Appointment mode:</i> | |
| ▶ head of executive | Elected by regional assembly |
| ▶ other members of executive | Appointed by head of executive |

REGIONAL EU INVOLVEMENT

| | |
|--|-----|
| Regional members in Committee of the Regions | 2 |
| Parliamentary right to EWS participation | ✗ ✓ |
| Participation in REGPEX | ✗ ✓ |
| Number subsidiarity complaints since 2010 | 0 |

Domestic EU Policy Shaping (DEUPS)

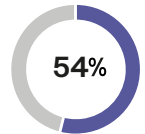


REGIONAL PARLIAMENT & ELECTIONS

| | |
|---------------------|-------------------|
| Regional parliament | Parlamento |
| Number of seats | 75 |
| Electoral rule | Proportional list |
| Election term | 4 years |

| | |
|---------------------------|--------------|
| Election date | Sep 25, 2016 |
| Electorate | 2 701 932 |
| Number of competing lists | 20 |

Turnout

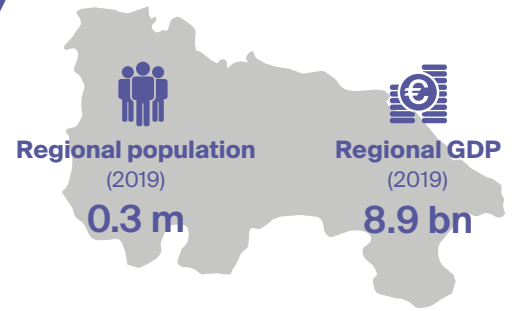


Vote share top 10

| Party | EU political group | Share |
|---------|--------------------|--------|
| PP | CD | 48.0 % |
| EM | NA | 19.3 % |
| PSOE | SD | 18.1 % |
| BNG | Greens | 8.4 % |
| C's | L | 3.4 % |
| PACMA | NA | 1.1 % |
| DO | NA | 0.5 % |
| CxG | NA | 0.3 % |
| PAYJ | NA | 0.2 % |
| GANEMOS | NA | 0.2 % |

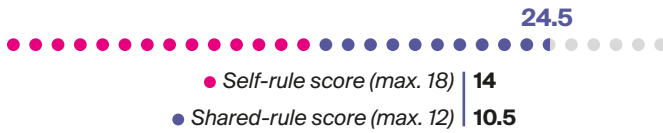
Seat share governing parties

| Party | EU political group | Share |
|-------------------|--------------------|--------|
| GOVERNMENT | | |
| PP | CD | 54.7 % |
| OPPOSITION | | |
| EM | NA | 18.7 % |
| PSOE | SD | 18.7 % |
| BNG | Greens | 8.0 % |



REGIONAL AUTHORITY

Regional Authority Index (RAI)



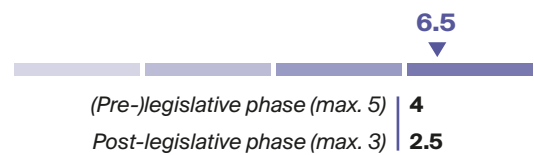
REGIONAL GOVERNMENT

| | |
|---------------------------------|--------------------------------|
| Form of government | Parliamentary democracy |
| Early dissolution of parliament | Regional executive |
| Early termination of executive | Constructive vote |
| <i>Appointment mode:</i> | |
| ▶ head of executive | Elected by regional assembly |
| ▶ other members of executive | Appointed by head of executive |

REGIONAL EU INVOLVEMENT

| | |
|--|-----|
| Regional members in Committee of the Regions | 1 |
| Parliamentary right to EWS participation | × ✓ |
| Participation in REGPEX | × ✓ |
| Number subsidiarity complaints since 2010 | 0 |

Domestic EU Policy Shaping (DEUPS)

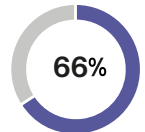


REGIONAL PARLIAMENT & ELECTIONS

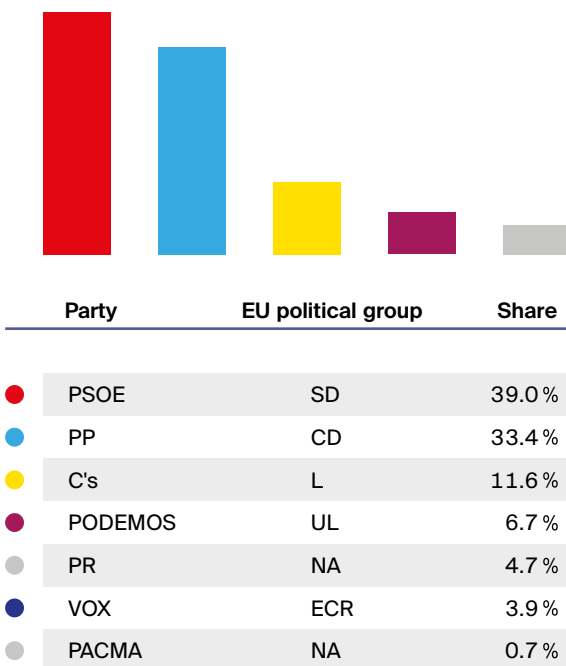
| | |
|---------------------|-------------------|
| Regional parliament | Parlamento |
| Number of seats | 33 |
| Electoral rule | Proportional list |
| Election term | 4 years |

| | |
|---------------------------|--------------|
| Election date | May 26, 2019 |
| Electorate | 249 863 |
| Number of competing lists | 7 |

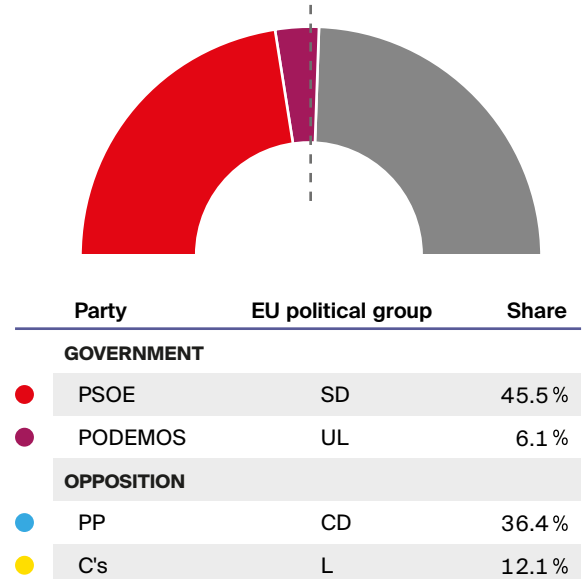
Turnout

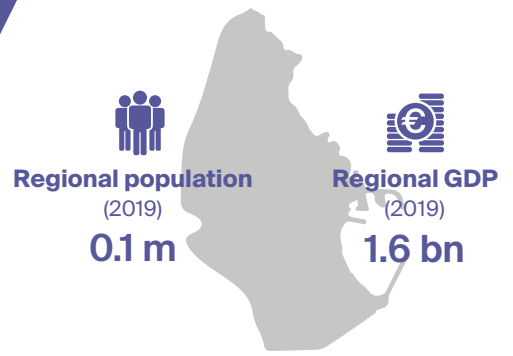


Vote share top 10



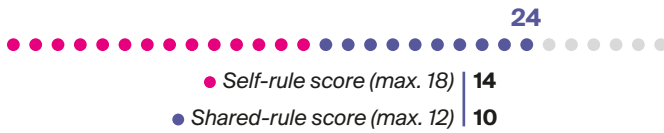
Seat share governing parties





REGIONAL AUTHORITY

Regional Authority Index (RAI)



REGIONAL EU INVOLVEMENT

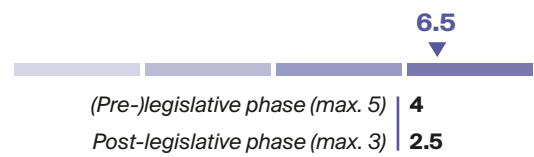
Regional members in Committee of the Regions | **0**

Parliamentary right to EWS participation | **X ✓**

REGIONAL GOVERNMENT

| | |
|---------------------------------|---------------------------------------|
| Form of government | Parliamentary democracy |
| Early dissolution of parliament | Not possible |
| Early termination of executive | Constructive vote |
| <i>Appointment mode:</i> | |
| ▶ head of executive | Elected by regional assembly |
| ▶ other members of executive | Appointed by head of executive |

Domestic EU Policy Shaping (DEUPS)

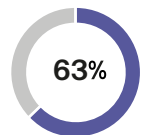


REGIONAL PARLIAMENT & ELECTIONS

| | |
|---------------------|----------------------------|
| Regional parliament | Asamblea de Melilla |
| Number of seats | 25 |
| Electoral rule | Proportional list |
| Election term | 4 years |

| | |
|---------------------------|---------------------|
| Election date | May 26, 2019 |
| Electorate | 54 246 |
| Number of competing lists | 8 |

Turnout

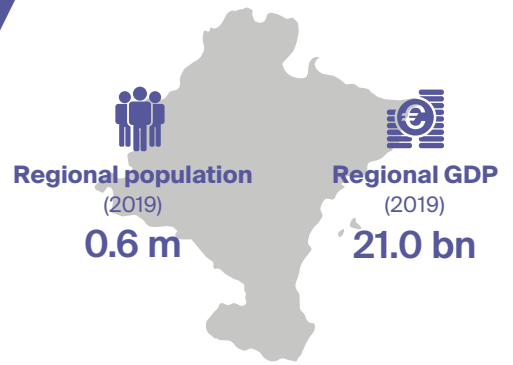


Vote share top 10

| Party | EU political group | Share |
|---------|--------------------|--------|
| PP | CD | 38.0 % |
| CpM | NA | 30.8 % |
| PSOE | SD | 14.5 % |
| VOX | ECR | 7.8 % |
| C's | L | 5.6 % |
| AdeM | NA | 2.0 % |
| PODEMOS | UL | 1.2 % |
| UPyD | L | 0.2 % |

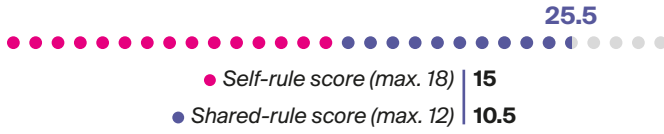
Seat share governing parties

| Party | EU political group | Share |
|-------------------|--------------------|--------|
| GOVERNMENT | | |
| CpM | NA | 32.0 % |
| PSOE | SD | 16.0 % |
| C's | L | 4.0 % |
| OPPOSITION | | |
| PP | CD | 40.0 % |
| VOX | ECR | 8.0 % |



REGIONAL AUTHORITY

Regional Authority Index (RAI)



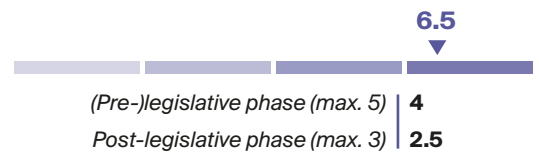
REGIONAL EU INVOLVEMENT

- Regional members in Committee of the Regions | **1**
- Parliamentary right to EWS participation |
- Participation in REGPEX |
- Number subsidiarity complaints since 2010 | **2**

REGIONAL GOVERNMENT

| | |
|---------------------------------|---------------------------------------|
| Form of government | Parliamentary democracy |
| Early dissolution of parliament | Regional executive |
| Early termination of executive | Constructive vote |
| <i>Appointment mode:</i> | |
| ▶ head of executive | Elected by regional assembly |
| ▶ other members of executive | Appointed by head of executive |

Domestic EU Policy Shaping (DEUPS)

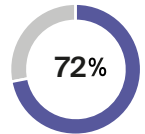


REGIONAL PARLIAMENT & ELECTIONS

| | |
|---------------------|--------------------------|
| Regional parliament | Parlamento |
| Number of seats | 50 |
| Electoral rule | Proportional list |
| Election term | 4 years |

| | |
|---------------------------|---------------------|
| Election date | May 26, 2019 |
| Electorate | 485 405 |
| Number of competing lists | 11 |

Turnout



Vote share top 10

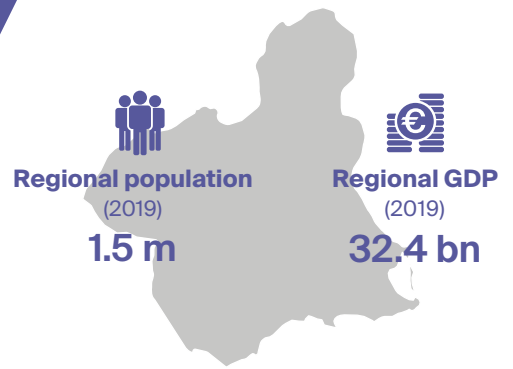
| Party | EU political group | Share |
|----------|--------------------|--------|
| UPN | CD | 36.9 % |
| PSOE | SD | 20.8 % |
| G-BAI | NA | 17.5 % |
| EH Bildu | NA | 14.7 % |
| PODEMOS | UL | 4.8 % |
| IU | UL | 3.0 % |
| VOX | ECR | 1.3 % |
| EQUO | NA | 0.5 % |
| RCN-NOK | NA | 0.4 % |
| Ln | NA | 0.1 % |

Seat share governing parties

| Party | EU political group | Share |
|-------------------|--------------------|--------|
| GOVERNMENT | | |
| PSOE | SD | 22.0 % |
| G-BAI | NA | 18.0 % |
| PODEMOS | UL | 4.0 % |
| OPPOSITION | | |
| UPN | CD | 40.0 % |
| EH Bildu | NA | 14.0 % |
| IU | UL | 2.0 % |

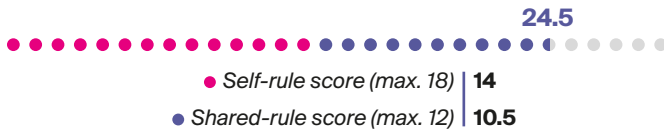
Region of Murcia

Región de Murcia



REGIONAL AUTHORITY

Regional Authority Index (RAI)



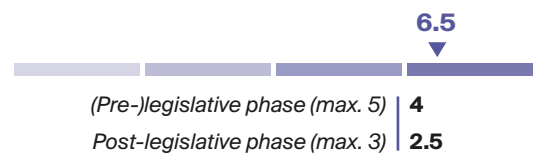
REGIONAL GOVERNMENT

| | |
|---------------------------------|--------------------------------|
| Form of government | Parliamentary democracy |
| Early dissolution of parliament | Regional executive |
| Early termination of executive | Constructive vote |
| <i>Appointment mode:</i> | |
| ▶ head of executive | Elected by regional assembly |
| ▶ other members of executive | Appointed by head of executive |

REGIONAL EU INVOLVEMENT

| | |
|--|-----|
| Regional members in Committee of the Regions | 1 |
| Parliamentary right to EWS participation | ✗ ✓ |
| Participation in REGPEX | ✗ ✓ |
| Number subsidiarity complaints since 2010 | 0 |

Domestic EU Policy Shaping (DEUPS)

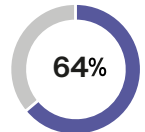


REGIONAL PARLIAMENT & ELECTIONS

| | |
|---------------------|-------------------|
| Regional parliament | Asamblea Regional |
| Number of seats | 45 |
| Electoral rule | Proportional list |
| Election term | 4 years |

| | |
|---------------------------|--------------|
| Election date | May 26, 2019 |
| Electorate | 1 023 417 |
| Number of competing lists | 15 |

Turnout



Vote share top 10

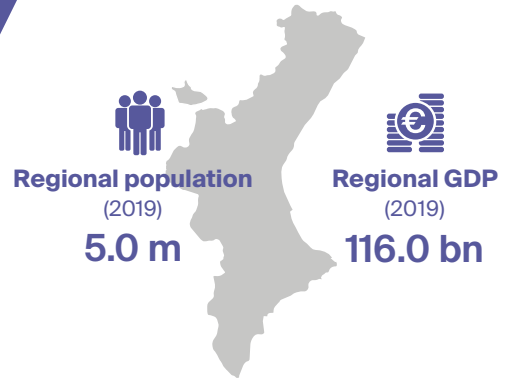
| Party | EU political group | Share |
|--------------|--------------------|--------|
| PSOE | SD | 32.6 % |
| PP | CD | 32.5 % |
| C's | L | 12.1 % |
| VOX | ECR | 9.5 % |
| PODEMOS | UL | 5.6 % |
| MC CARTAGENA | NA | 2.3 % |
| SOMOS | NA | 2.1 % |
| IU | UL | 2.0 % |
| PACMA | NA | 0.9 % |
| PCPE | NA | 0.1 % |

Seat share governing parties

| Party | EU political group | Share |
|-------------------|--------------------|--------|
| GOVERNMENT | | |
| PP | CD | 35.6 % |
| C's | L | 13.3 % |
| OPPOSITION | | |
| PSOE | SD | 37.8 % |
| VOX | ECR | 8.9 % |
| PODEMOS | UL | 4.4 % |

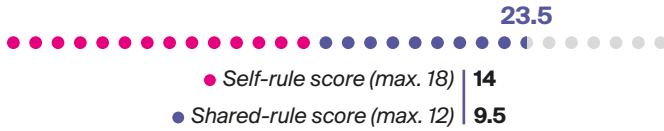
Valencian Community

Comunitat Valenciana



REGIONAL AUTHORITY

Regional Authority Index (RAI)



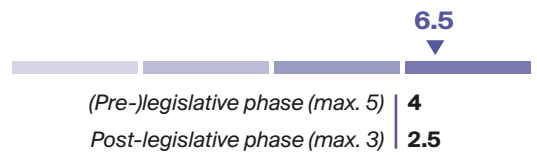
REGIONAL GOVERNMENT

| | |
|---------------------------------|--------------------------------|
| Form of government | Parliamentary democracy |
| Early dissolution of parliament | Regional executive |
| Early termination of executive | Constructive vote |
| Appointment mode: | |
| ▶ head of executive | Elected by regional assembly |
| ▶ other members of executive | Appointed by head of executive |

REGIONAL EU INVOLVEMENT

| | |
|--|-----|
| Regional members in Committee of the Regions | 1 |
| Parliamentary right to EWS participation | ✗ ✓ |
| Participation in REGPEX | ✗ ✓ |
| Number subsidiarity complaints since 2010 | 0 |

Domestic EU Policy Shaping (DEUPS)

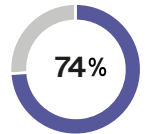


REGIONAL PARLIAMENT & ELECTIONS

| | |
|---------------------|--------------------|
| Regional parliament | Cortes Valencianas |
| Number of seats | 99 |
| Electoral rule | Proportional list |
| Election term | 4 years |

| | |
|---------------------------|--------------|
| Election date | May 26, 2019 |
| Electorate | 3 659 514 |
| Number of competing lists | 18 |

Turnout

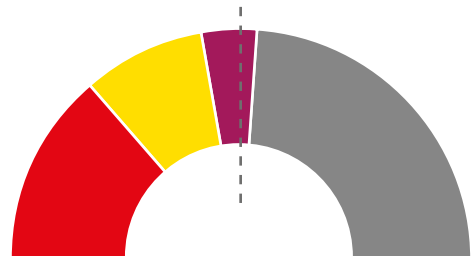


Vote share top 10



| Party | EU political group | Share |
|---------|--------------------|--------|
| PSOE | SD | 24.4 % |
| PP | CD | 19.3 % |
| C's | L | 17.8 % |
| BNV | L | 16.8 % |
| VOX | ECR | 10.7 % |
| PODEMOS | UL | 8.2 % |
| PACMA | NA | 1.5 % |
| AVANT | NA | 0.3 % |
| SOMVAL | NA | 0.3 % |
| ERPV | NA | 0.2 % |

Seat share governing parties



| Party | EU political group | Share |
|-------------------|--------------------|--------|
| GOVERNMENT | | |
| PSOE | SD | 27.3 % |
| BNV | L | 17.2 % |
| PODEMOS | UL | 8.1 % |
| OPPOSITION | | |
| PP | CD | 19.2 % |
| C's | L | 18.2 % |
| VOX | ECR | 10.1 % |



Sweden

Unitary state | Sverige



Population
(2019)
10.4 m

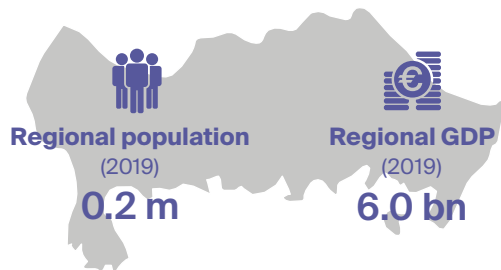


Nominal GDP
(2019)
537.1 bn

REGIONS WITH REGIONAL DEMOCRACY

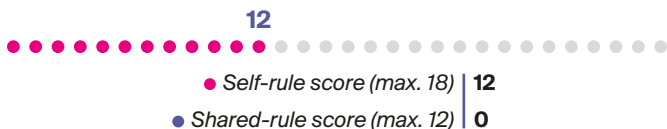
- Blekinge County
- Dalarna
- Gävleborg
- Gotland
- Halland
- Jämtland
- Jönköping
- Kalmar
- Kronoberg
- Norrbotten
- Orebro
- Ostergötland
- Skåne
- Sodermanland
- Stockholm ●
- Uppsala
- Värmland
- Västerbotten
- Västernorrland
- Västmanland
- Västra Götaland

Stockholm



REGIONAL AUTHORITY

Regional Authority Index (RAI)



REGIONAL EU INVOLVEMENT

Regional members in Committee of the Regions | 0
Parliamentary right to EWS participation | X ✓

REGIONAL GOVERNMENT

| | |
|---------------------------------|------------------------------|
| Form of government | Parliamentary democracy |
| Early dissolution of parliament | Regional assembly |
| Early termination of executive | Constructive vote |
| <i>Appointment mode:</i> | |
| ▶ head of executive | Elected by regional assembly |
| ▶ other members of executive | Elected by regional assembly |

Domestic EU Policy Shaping (DEUPS)

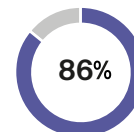


REGIONAL PARLIAMENT & ELECTIONS

| | |
|---------------------|-------------------|
| Regional parliament | Regionfullmäktige |
| Number of seats | 57 |
| Electoral rule | Proportional list |
| Election term | 4 years |

| | |
|---------------------------|-------------|
| Election date | Sep 9, 2018 |
| Electorate | 124 250 |
| Number of competing lists | 11 |

Turnout

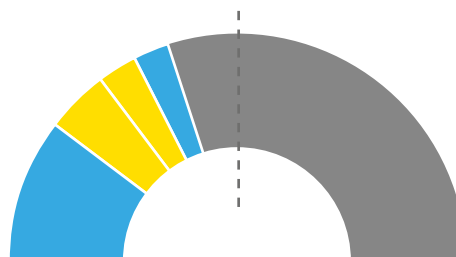


Vote share top 10

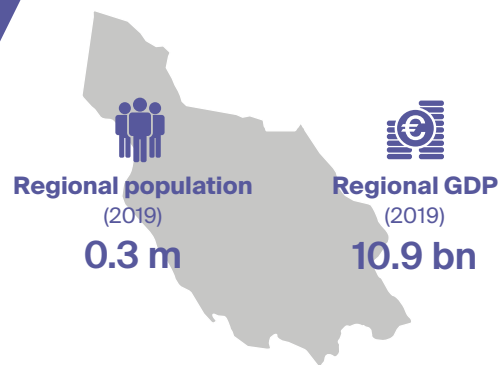


| Party | EU political group | Share |
|-------|--------------------|--------|
| S | SD | 32.5 % |
| SVD | ECR | 20.6 % |
| M | CD | 20.0 % |
| C | L | 7.6 % |
| V | UL | 5.7 % |
| KD | CD | 5.1 % |
| L | L | 4.8 % |
| MP | Greens | 2.8 % |
| FI | SD | 0.5 % |
| SOL | NA | 0.3 % |

Seat share governing parties

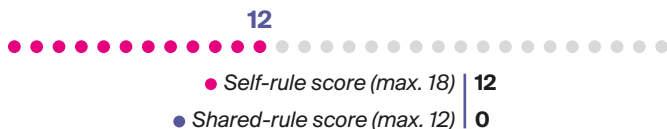


| Party | EU political group | Share |
|-------------------|--------------------|--------|
| GOVERNMENT | | |
| M | CD | 21.1 % |
| C | L | 8.8 % |
| L | L | 5.3 % |
| KD | CD | 5.3 % |
| OPPOSITION | | |
| S | SD | 33.3 % |
| SVD | ECR | 21.1 % |
| V | UL | 5.3 % |



REGIONAL AUTHORITY

Regional Authority Index (RAI)



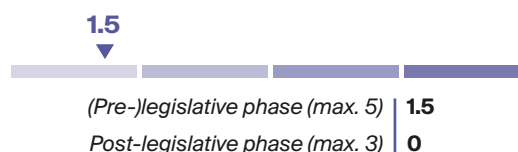
REGIONAL EU INVOLVEMENT

Regional members in Committee of the Regions | 1
Parliamentary right to EWS participation | X ✓

REGIONAL GOVERNMENT

| | |
|---------------------------------|------------------------------|
| Form of government | Parliamentary democracy |
| Early dissolution of parliament | Regional assembly |
| Early termination of executive | Constructive vote |
| <i>Appointment mode:</i> | |
| ▶ head of executive | Elected by regional assembly |
| ▶ other members of executive | Elected by regional assembly |

Domestic EU Policy Shaping (DEUPS)

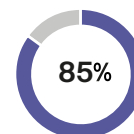


REGIONAL PARLIAMENT & ELECTIONS

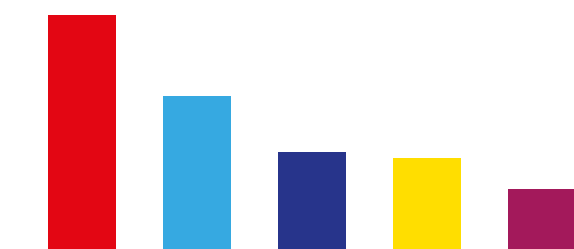
| | |
|---------------------|-------------------|
| Regional parliament | Regionfullmäktige |
| Number of seats | 83 |
| Electoral rule | Proportional list |
| Election term | 4 years |

| | |
|---------------------------|-------------|
| Election date | Sep 9, 2018 |
| Electorate | 224 905 |
| Number of competing lists | 14 |

Turnout

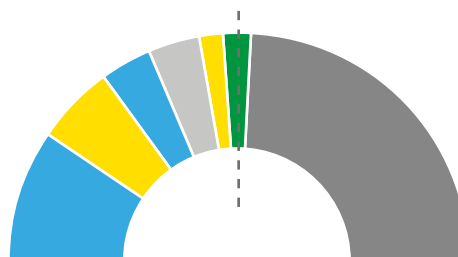


Vote share top 10

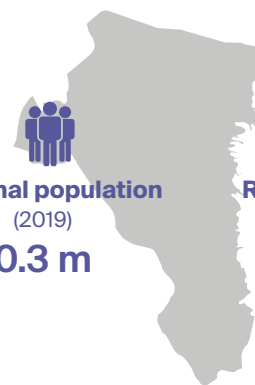


| Party | EU political group | Share |
|-------|--------------------|--------|
| S | SD | 28.6 % |
| M | CD | 18.9 % |
| SVD | ECR | 12.1 % |
| C | L | 11.4 % |
| V | UL | 7.6 % |
| SJP | NA | 7.0 % |
| KD | CD | 7.0 % |
| L | L | 3.6 % |
| MP | Greens | 3.1 % |
| FI | SD | 0.2 % |

Seat share governing parties



| Party | EU political group | Share |
|-------------------|--------------------|--------|
| GOVERNMENT | | |
| M | CD | 19.3 % |
| C | L | 10.8 % |
| KD | CD | 7.2 % |
| SJP | NA | 7.2 % |
| L | L | 3.6 % |
| MP | Greens | 3.6 % |
| OPPOSITION | | |
| S | SD | 28.9 % |
| SVD | ECR | 12.0 % |
| V | UL | 7.2 % |

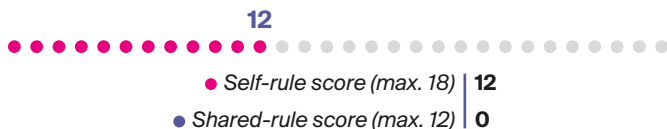


Regional population
(2019)
0.3 m

Regional GDP
(2019)
10.6 bn

REGIONAL AUTHORITY

Regional Authority Index (RAI)



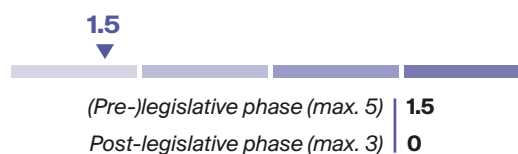
REGIONAL EU INVOLVEMENT

Regional members in Committee of the Regions | 1
Parliamentary right to EWS participation | X ✓

REGIONAL GOVERNMENT

| | |
|---------------------------------|------------------------------|
| Form of government | Parliamentary democracy |
| Early dissolution of parliament | Regional assembly |
| Early termination of executive | Constructive vote |
| <i>Appointment mode:</i> | |
| ▶ head of executive | Elected by regional assembly |
| ▶ other members of executive | Elected by regional assembly |

Domestic EU Policy Shaping (DEUPS)

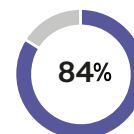


REGIONAL PARLIAMENT & ELECTIONS

| | |
|---------------------|-------------------|
| Regional parliament | Regionfullmäktige |
| Number of seats | 75 |
| Electoral rule | Proportional list |
| Election term | 4 years |

| | |
|---------------------------|-------------|
| Election date | Sep 9, 2018 |
| Electorate | 225 304 |
| Number of competing lists | 11 |

Turnout



Vote share top 10

| Party | EU political group | Share |
|-------|--------------------|--------|
| S | SD | 31.6 % |
| M | CD | 14.9 % |
| SVD | ECR | 14.9 % |
| C | L | 9.8 % |
| V | UL | 8.5 % |
| SJP | NA | 7.1 % |
| KD | CD | 5.1 % |
| L | L | 4.6 % |
| MP | Greens | 3.1 % |
| FI | SD | 0.3 % |

Seat share governing parties

| Party | EU political group | Share |
|-------------------|--------------------|--------|
| GOVERNMENT | | |
| S | SD | 32.0 % |
| C | L | 10.7 % |
| V | UL | 9.3 % |
| MP | Greens | 2.7 % |
| OPPOSITION | | |
| M | CD | 14.7 % |
| SVD | ECR | 14.7 % |
| SJP | NA | 6.7 % |
| KD | CD | 5.3 % |
| L | L | 4.0 % |



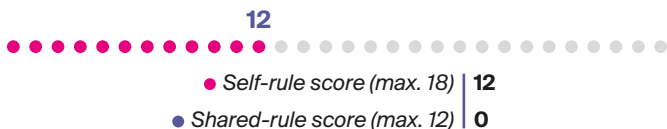
Regional population
(2019)
0.1 m



Regional GDP
(2019)
2.1 bn

REGIONAL AUTHORITY

Regional Authority Index (RAI)



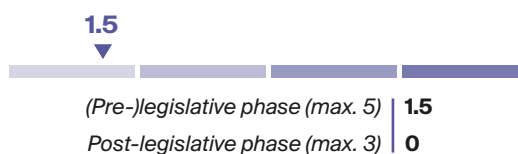
REGIONAL EU INVOLVEMENT

Regional members in Committee of the Regions | 0
Parliamentary right to EWS participation | X ✓

REGIONAL GOVERNMENT

| | |
|---------------------------------|------------------------------|
| Form of government | Parliamentary democracy |
| Early dissolution of parliament | Regional assembly |
| Early termination of executive | Constructive vote |
| <i>Appointment mode:</i> | |
| ▶ head of executive | Elected by regional assembly |
| ▶ other members of executive | Elected by regional assembly |

Domestic EU Policy Shaping (DEUPS)

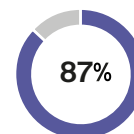


REGIONAL PARLIAMENT & ELECTIONS

| | |
|---------------------|-------------------|
| Regional parliament | Regionfullmäktige |
| Number of seats | 71 |
| Electoral rule | Proportional list |
| Election term | 4 years |

| | |
|---------------------------|-------------|
| Election date | Sep 9, 2018 |
| Electorate | 47 393 |
| Number of competing lists | 12 |

Turnout

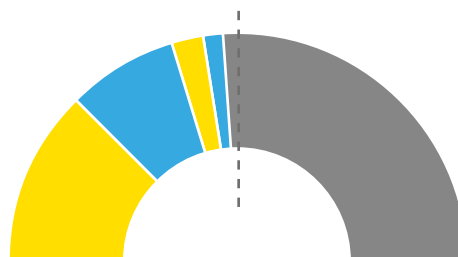


Vote share top 10

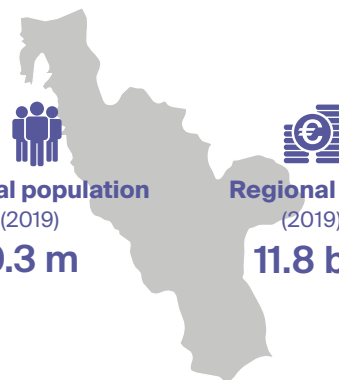


| Party | EU political group | Share |
|-------|--------------------|--------|
| S | SD | 25.9 % |
| C | L | 25.1 % |
| M | CD | 15.4 % |
| V | UL | 9.4 % |
| SVD | ECR | 8.4 % |
| MP | Greens | 6.2 % |
| L | L | 4.6 % |
| KD | CD | 2.3 % |
| FI | SD | 2.2 % |
| LO | NA | 0.4 % |

Seat share governing parties



| Party | EU political group | Share |
|-------------------|--------------------|--------|
| GOVERNMENT | | |
| C | L | 25.4 % |
| M | CD | 15.5 % |
| L | L | 4.2 % |
| KD | CD | 2.8 % |
| OPPOSITION | | |
| S | SD | 25.4 % |
| V | UL | 9.9 % |
| SVD | ECR | 8.5 % |
| MP | Greens | 5.6 % |
| FI | SD | 2.8 % |

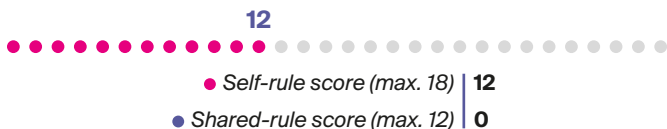


Regional population
(2019)
0.3 m

Regional GDP
(2019)
11.8 bn

REGIONAL AUTHORITY

Regional Authority Index (RAI)



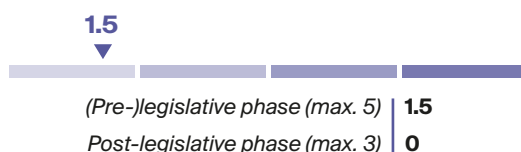
REGIONAL EU INVOLVEMENT

Regional members in Committee of the Regions | **1**
Parliamentary right to EWS participation | **X** ✓

REGIONAL GOVERNMENT

| | |
|---------------------------------|------------------------------|
| Form of government | Parliamentary democracy |
| Early dissolution of parliament | Regional assembly |
| Early termination of executive | Constructive vote |
| <i>Appointment mode:</i> | |
| ▶ head of executive | Elected by regional assembly |
| ▶ other members of executive | Elected by regional assembly |

Domestic EU Policy Shaping (DEUPS)

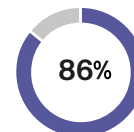


REGIONAL PARLIAMENT & ELECTIONS

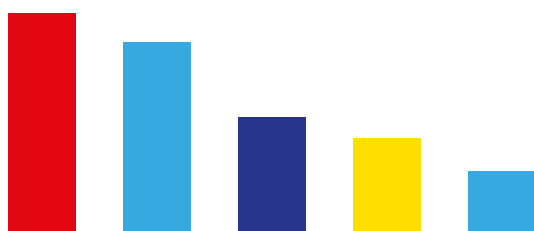
| | |
|---------------------|-------------------|
| Regional parliament | Regionfullmäktige |
| Number of seats | 71 |
| Electoral rule | Proportional list |
| Election term | 4 years |

| | |
|---------------------------|-------------|
| Election date | Sep 9, 2018 |
| Electorate | 252 429 |
| Number of competing lists | 12 |

Turnout

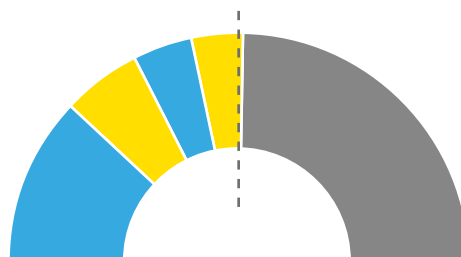


Vote share top 10

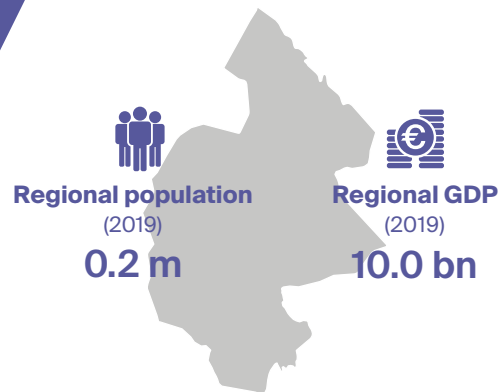


| Party | EU political group | Share |
|-------|--------------------|--------|
| S | SD | 26.7 % |
| M | CD | 23.2 % |
| SVD | ECR | 14.1 % |
| C | L | 11.6 % |
| KD | CD | 7.6 % |
| L | L | 7.2 % |
| V | UL | 5.3 % |
| MP | Greens | 3.3 % |
| KB | NA | 0.5 % |
| MED | NA | 0.3 % |

Seat share governing parties

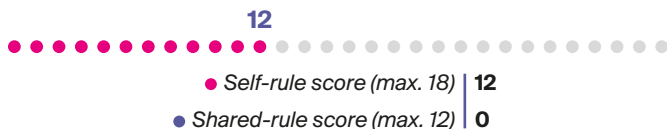


| Party | EU political group | Share |
|-------------------|--------------------|--------|
| GOVERNMENT | | |
| M | CD | 23.9 % |
| C | L | 11.3 % |
| KD | CD | 8.5 % |
| L | L | 7.0 % |
| OPPOSITION | | |
| S | SD | 26.8 % |
| SVD | ECR | 14.1 % |
| V | UL | 5.6 % |
| MP | Greens | 2.8 % |



REGIONAL AUTHORITY

Regional Authority Index (RAI)



REGIONAL EU INVOLVEMENT

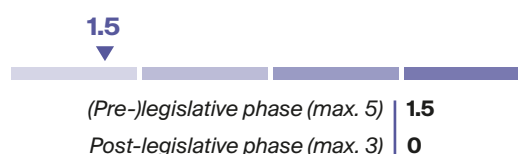
Regional members in Committee of the Regions | **0**

Parliamentary right to EWS participation | **X ✓**

REGIONAL GOVERNMENT

| | |
|---------------------------------|------------------------------|
| Form of government | Parliamentary democracy |
| Early dissolution of parliament | Regional assembly |
| Early termination of executive | Constructive vote |
| <i>Appointment mode:</i> | |
| ▶ head of executive | Elected by regional assembly |
| ▶ other members of executive | Elected by regional assembly |

Domestic EU Policy Shaping (DEUPS)

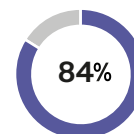


REGIONAL PARLIAMENT & ELECTIONS

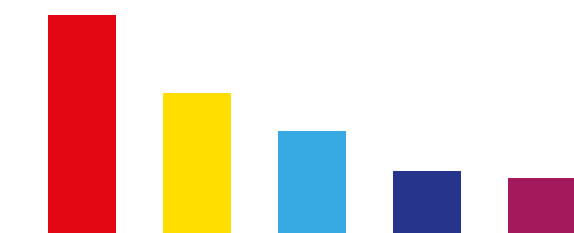
| | |
|---------------------|-------------------|
| Regional parliament | Regionfullmäktige |
| Number of seats | 55 |
| Electoral rule | Proportional list |
| Election term | 4 years |

| | |
|---------------------------|-------------|
| Election date | Sep 9, 2018 |
| Electorate | 102 112 |
| Number of competing lists | 11 |

Turnout

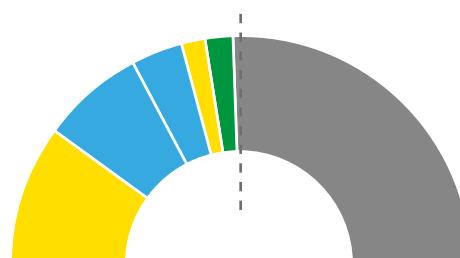


Vote share top 10

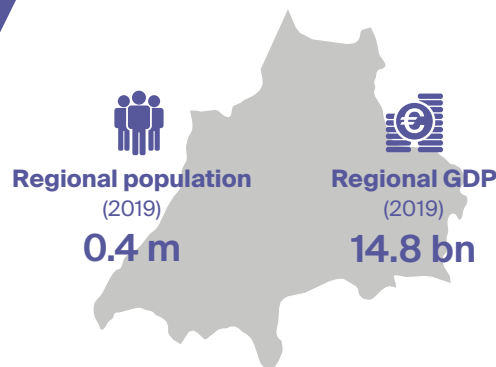


| Party | EU political group | Share |
|-------|--------------------|--------|
| S | SD | 31.4 % |
| C | L | 20.4 % |
| M | CD | 15.1 % |
| SVD | ECR | 9.4 % |
| V | UL | 8.4 % |
| KD | CD | 7.3 % |
| L | L | 3.5 % |
| MP | Greens | 3.5 % |
| LO | NA | 0.7 % |
| FI | SD | 0.3 % |

Seat share governing parties

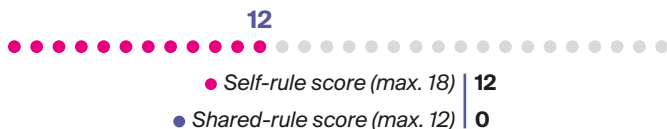


| Party | EU political group | Share |
|-------------------|--------------------|--------|
| GOVERNMENT | | |
| C | L | 20.0 % |
| M | CD | 14.5 % |
| KD | CD | 7.3 % |
| L | L | 3.6 % |
| MP | Greens | 3.6 % |
| OPPOSITION | | |
| S | SD | 32.7 % |
| SVD | ECR | 9.1 % |
| V | UL | 9.1 % |



REGIONAL AUTHORITY

Regional Authority Index (RAI)



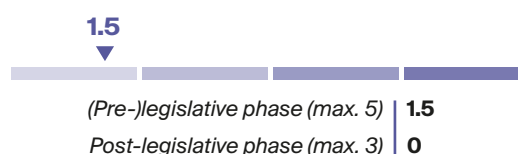
REGIONAL EU INVOLVEMENT

Regional members in Committee of the Regions | 1
Parliamentary right to EWS participation | X ✓

REGIONAL GOVERNMENT

| | |
|---------------------------------|------------------------------|
| Form of government | Parliamentary democracy |
| Early dissolution of parliament | Regional assembly |
| Early termination of executive | Constructive vote |
| <i>Appointment mode:</i> | |
| ▶ head of executive | Elected by regional assembly |
| ▶ other members of executive | Elected by regional assembly |

Domestic EU Policy Shaping (DEUPS)

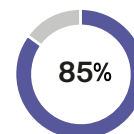


REGIONAL PARLIAMENT & ELECTIONS

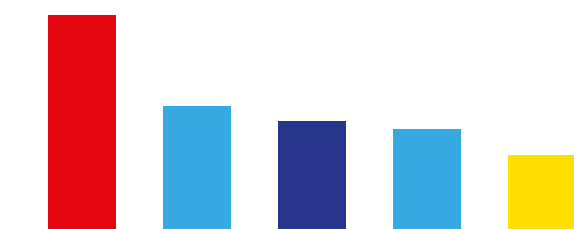
| | |
|---------------------|-------------------|
| Regional parliament | Regionfullmäktige |
| Number of seats | 81 |
| Electoral rule | Proportional list |
| Election term | 4 years |

| | |
|---------------------------|-------------|
| Election date | Sep 9, 2018 |
| Electorate | 274 577 |
| Number of competing lists | 15 |

Turnout

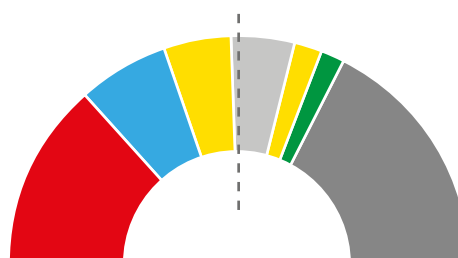


Vote share top 10



| Party | EU political group | Share |
|-------|--------------------|--------|
| S | SD | 26.4 % |
| M | CD | 15.5 % |
| SVD | ECR | 13.6 % |
| KD | CD | 12.7 % |
| C | L | 9.5 % |
| BA | NA | 8.9 % |
| V | UL | 4.9 % |
| L | L | 3.9 % |
| MP | Greens | 3.3 % |
| SJP | NA | 0.7 % |

Seat share governing parties



| Party | EU political group | Share |
|-------------------|--------------------|--------|
| GOVERNMENT | | |
| S | SD | 27.2 % |
| KD | CD | 12.3 % |
| C | L | 9.9 % |
| BA | NA | 8.6 % |
| L | L | 3.7 % |
| MP | Greens | 3.7 % |
| OPPOSITION | | |
| M | CD | 16.0 % |
| SVD | ECR | 13.6 % |
| V | UL | 4.9 % |



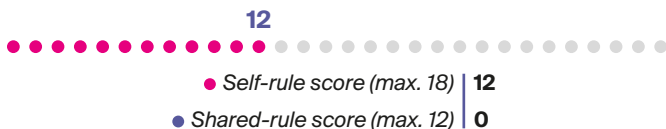
Regional population
(2019)
0.2 m



Regional GDP
(2019)
8.7 bn

REGIONAL AUTHORITY

Regional Authority Index (RAI)



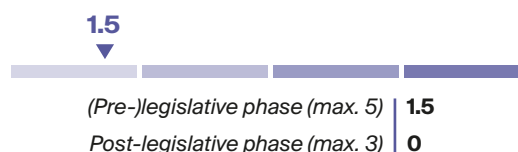
REGIONAL EU INVOLVEMENT

Regional members in Committee of the Regions | 0
Parliamentary right to EWS participation | X ✓

REGIONAL GOVERNMENT

| | |
|---------------------------------|------------------------------|
| Form of government | Parliamentary democracy |
| Early dissolution of parliament | Regional assembly |
| Early termination of executive | Constructive vote |
| <i>Appointment mode:</i> | |
| ▶ head of executive | Elected by regional assembly |
| ▶ other members of executive | Elected by regional assembly |

Domestic EU Policy Shaping (DEUPS)

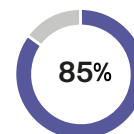


REGIONAL PARLIAMENT & ELECTIONS

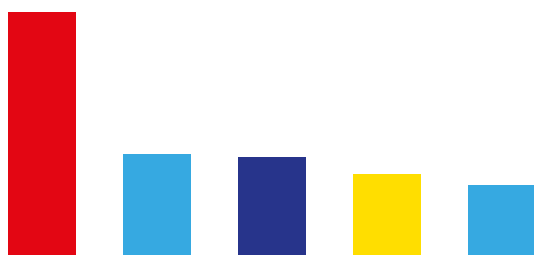
| | |
|---------------------|-------------------|
| Regional parliament | Regionfullmäktige |
| Number of seats | 67 |
| Electoral rule | Proportional list |
| Election term | 4 years |

| | |
|---------------------------|-------------|
| Election date | Sep 9, 2018 |
| Electorate | 191 344 |
| Number of competing lists | 13 |

Turnout

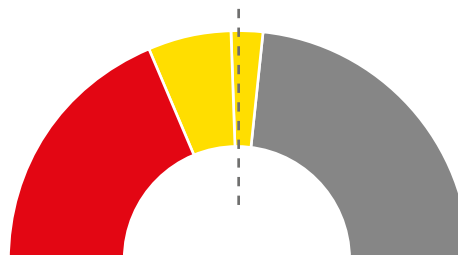


Vote share top 10

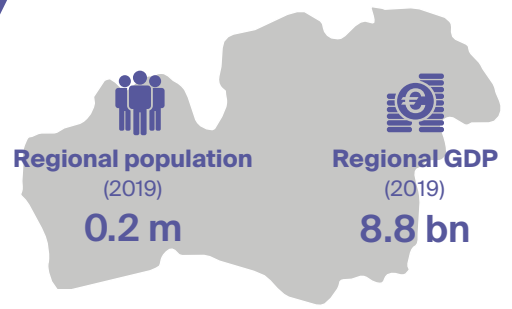


| Party | EU political group | Share |
|-------|--------------------|--------|
| S | SD | 34.6 % |
| M | CD | 14.6 % |
| SVD | ECR | 14.2 % |
| C | L | 11.8 % |
| KD | CD | 10.3 % |
| V | UL | 6.3 % |
| L | L | 4.9 % |
| MP | Greens | 2.6 % |
| LO | NA | 0.2 % |
| FI | SD | 0.2 % |

Seat share governing parties

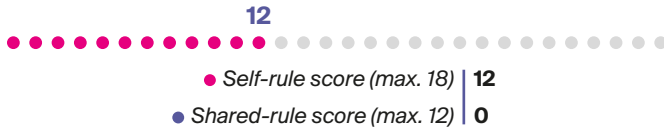


| Party | EU political group | Share |
|-------------------|--------------------|--------|
| GOVERNMENT | | |
| S | SD | 37.3 % |
| C | L | 11.9 % |
| L | L | 4.5 % |
| OPPOSITION | | |
| M | CD | 14.9 % |
| SVD | ECR | 14.9 % |
| KD | CD | 10.4 % |
| V | UL | 6.0 % |



REGIONAL AUTHORITY

Regional Authority Index (RAI)



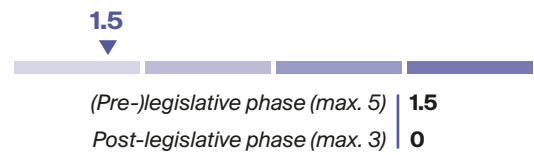
REGIONAL EU INVOLVEMENT

Regional members in Committee of the Regions | 0
Parliamentary right to EWS participation | X ✓

REGIONAL GOVERNMENT

| | |
|---------------------------------|------------------------------|
| Form of government | Parliamentary democracy |
| Early dissolution of parliament | Regional assembly |
| Early termination of executive | Constructive vote |
| <i>Appointment mode:</i> | |
| ▶ head of executive | Elected by regional assembly |
| ▶ other members of executive | Elected by regional assembly |

Domestic EU Policy Shaping (DEUPS)

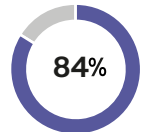


REGIONAL PARLIAMENT & ELECTIONS

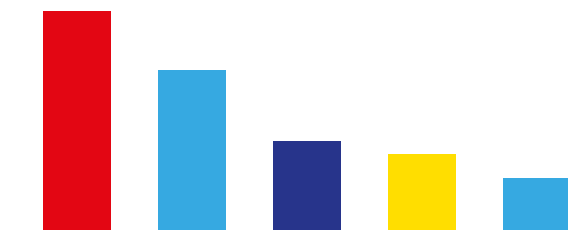
| | |
|---------------------|-------------------|
| Regional parliament | Regionfullmäktige |
| Number of seats | 61 |
| Electoral rule | Proportional list |
| Election term | 4 years |

| | |
|---------------------------|-------------|
| Election date | Sep 9, 2018 |
| Electorate | 151 169 |
| Number of competing lists | 14 |

Turnout

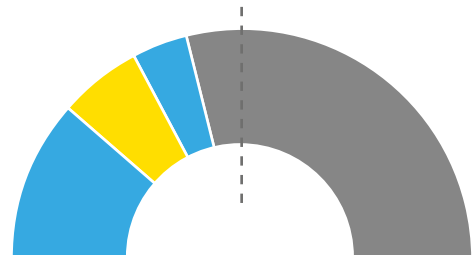


Vote share top 10

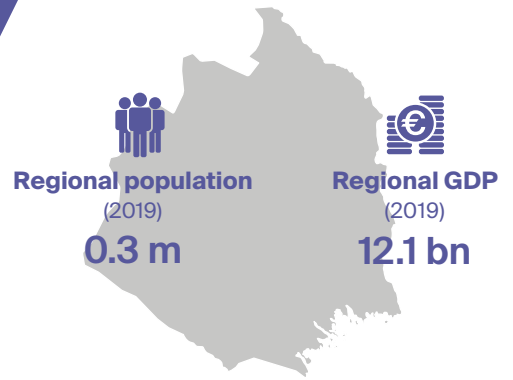


| Party | EU political group | Share |
|-------|--------------------|--------|
| S | SD | 31.0 % |
| M | CD | 22.7 % |
| SVD | ECR | 12.7 % |
| C | L | 10.9 % |
| KD | CD | 7.5 % |
| V | UL | 7.3 % |
| L | L | 4.0 % |
| MP | Greens | 2.9 % |
| LO | NA | 0.3 % |
| FI | SD | 0.3 % |

Seat share governing parties

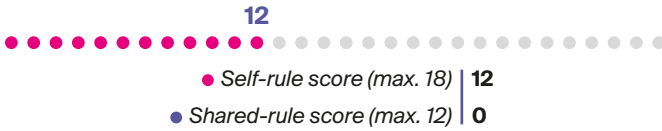


| Party | EU political group | Share |
|-------------------|--------------------|--------|
| GOVERNMENT | | |
| M | CD | 23.0 % |
| C | L | 11.5 % |
| KD | CD | 8.2 % |
| OPPOSITION | | |
| S | SD | 31.1 % |
| SVD | ECR | 13.1 % |
| V | UL | 8.2 % |
| L | L | 4.9 % |



REGIONAL AUTHORITY

Regional Authority Index (RAI)



REGIONAL EU INVOLVEMENT

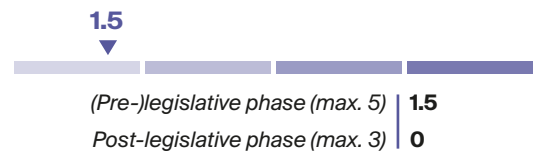
Regional members in Committee of the Regions | **0**

Parliamentary right to EWS participation | **X** ✓

REGIONAL GOVERNMENT

| | |
|---------------------------------|------------------------------|
| Form of government | Parliamentary democracy |
| Early dissolution of parliament | Regional assembly |
| Early termination of executive | Constructive vote |
| <i>Appointment mode:</i> | |
| ▶ head of executive | Elected by regional assembly |
| ▶ other members of executive | Elected by regional assembly |

Domestic EU Policy Shaping (DEUPS)

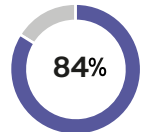


REGIONAL PARLIAMENT & ELECTIONS

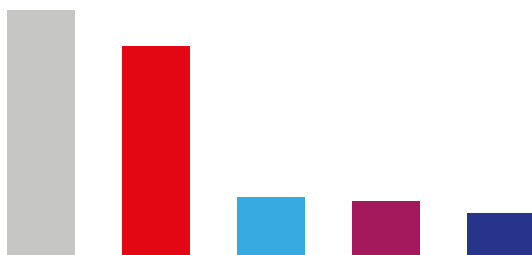
| | |
|---------------------|-------------------|
| Regional parliament | Regionfullmäktige |
| Number of seats | 71 |
| Electoral rule | Proportional list |
| Election term | 4 years |

| | |
|---------------------------|-------------|
| Election date | Sep 9, 2018 |
| Electorate | 200 893 |
| Number of competing lists | 15 |

Turnout

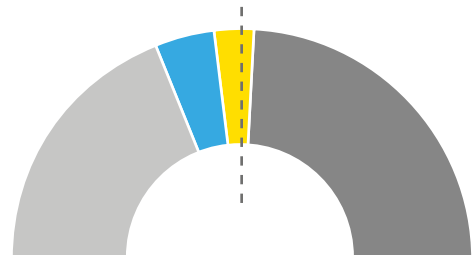


Vote share top 10

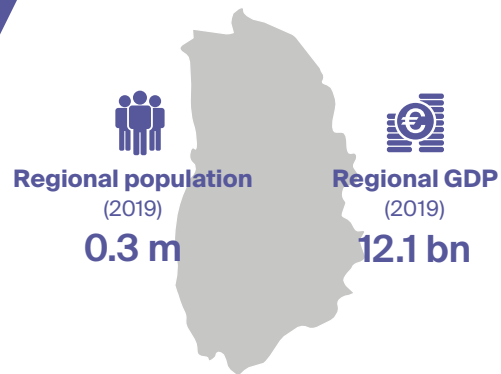


| Party | EU political group | Share |
|-------|--------------------|--------|
| SJP | NA | 34.7 % |
| S | SD | 29.6 % |
| M | CD | 8.3 % |
| V | UL | 7.8 % |
| SVD | ECR | 6.0 % |
| C | L | 5.1 % |
| L | L | 3.0 % |
| KD | CD | 2.5 % |
| MP | Greens | 2.2 % |
| RS | NA | 0.4 % |

Seat share governing parties

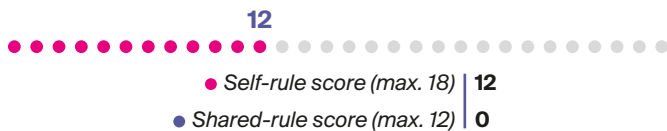


| Party | EU political group | Share |
|-------------------|--------------------|--------|
| GOVERNMENT | | |
| SJP | NA | 38.0 % |
| M | CD | 8.5 % |
| C | L | 5.6 % |
| OPPOSITION | | |
| S | SD | 32.4 % |
| V | UL | 8.5 % |
| SVD | ECR | 7.0 % |



REGIONAL AUTHORITY

Regional Authority Index (RAI)



REGIONAL EU INVOLVEMENT

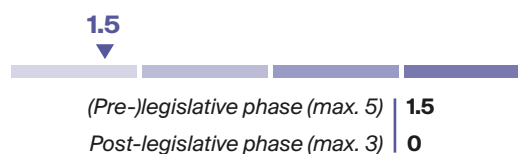
Regional members in Committee of the Regions | **0**

Parliamentary right to EWS participation | **X ✓**

REGIONAL GOVERNMENT

| | |
|---------------------------------|------------------------------|
| Form of government | Parliamentary democracy |
| Early dissolution of parliament | Regional assembly |
| Early termination of executive | Constructive vote |
| <i>Appointment mode:</i> | |
| ▶ head of executive | Elected by regional assembly |
| ▶ other members of executive | Elected by regional assembly |

Domestic EU Policy Shaping (DEUPS)

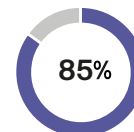


REGIONAL PARLIAMENT & ELECTIONS

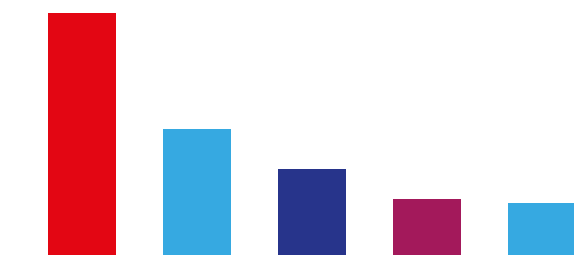
| | |
|---------------------|-------------------|
| Regional parliament | Regionfullmäktige |
| Number of seats | 71 |
| Electoral rule | Proportional list |
| Election term | 4 years |

| | |
|---------------------------|-------------|
| Election date | Sep 9, 2018 |
| Electorate | 233 133 |
| Number of competing lists | 12 |

Turnout

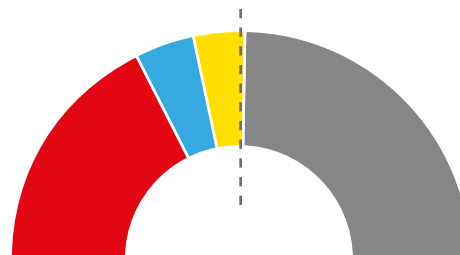


Vote share top 10



| Party | EU political group | Share |
|-------|--------------------|--------|
| S | SD | 34.5 % |
| M | CD | 18.2 % |
| SVD | ECR | 12.5 % |
| V | UL | 8.3 % |
| KD | CD | 7.7 % |
| C | L | 7.6 % |
| L | L | 5.5 % |
| MP | Greens | 3.6 % |
| OB | NA | 1.3 % |
| FI | SD | 0.4 % |

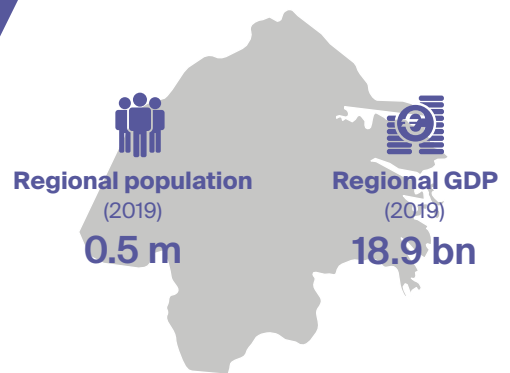
Seat share governing parties



| Party | EU political group | Share |
|-------------------|--------------------|--------|
| GOVERNMENT | | |
| S | SD | 35.2 % |
| KD | CD | 8.5 % |
| C | L | 7.0 % |
| OPPOSITION | | |
| M | CD | 18.3 % |
| SVD | ECR | 12.7 % |
| V | UL | 8.5 % |
| L | L | 5.6 % |
| MP | Greens | 4.2 % |

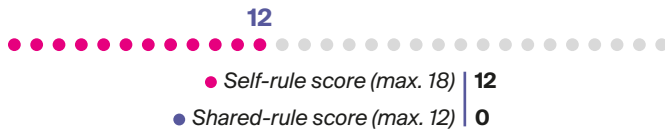
Ostergötland

Östergötland



REGIONAL AUTHORITY

Regional Authority Index (RAI)



REGIONAL EU INVOLVEMENT

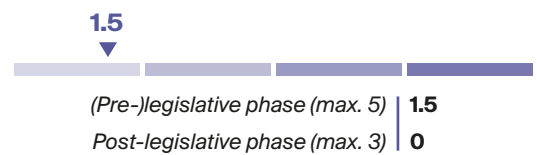
Regional members in Committee of the Regions | 0

Parliamentary right to EWS participation | X ✓

REGIONAL GOVERNMENT

| | |
|---------------------------------|------------------------------|
| Form of government | Parliamentary democracy |
| Early dissolution of parliament | Regional assembly |
| Early termination of executive | Constructive vote |
| <i>Appointment mode:</i> | |
| ▶ head of executive | Elected by regional assembly |
| ▶ other members of executive | Elected by regional assembly |

Domestic EU Policy Shaping (DEUPS)

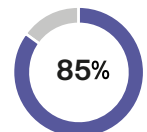


REGIONAL PARLIAMENT & ELECTIONS

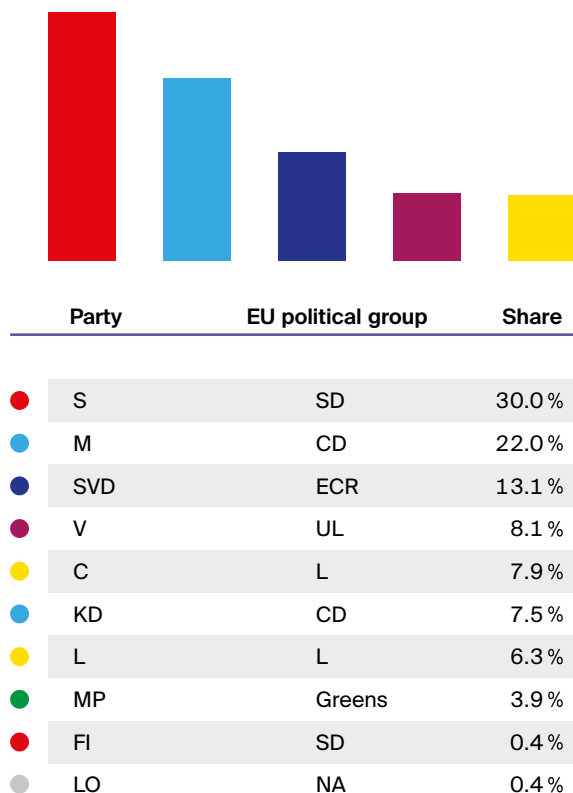
| | |
|---------------------|-------------------|
| Regional parliament | Regionfullmäktige |
| Number of seats | 101 |
| Electoral rule | Proportional list |
| Election term | 4 years |

| | |
|---------------------------|-------------|
| Election date | Sep 9, 2018 |
| Electorate | 356 750 |
| Number of competing lists | 13 |

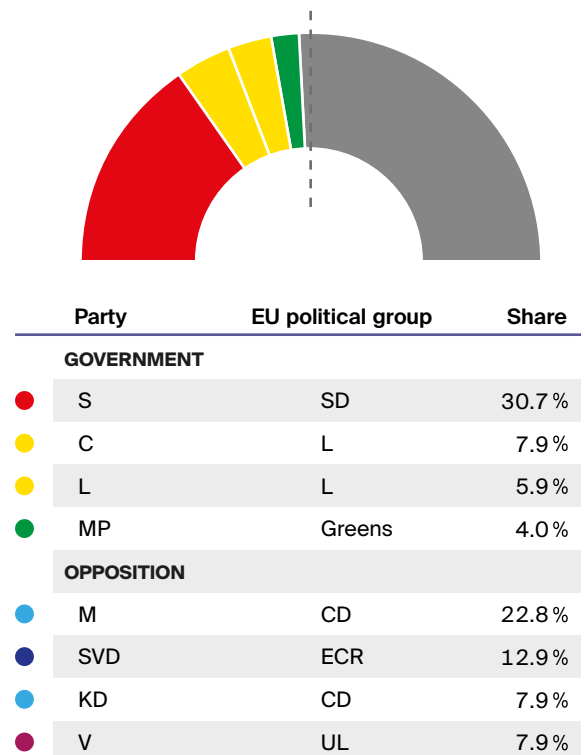
Turnout

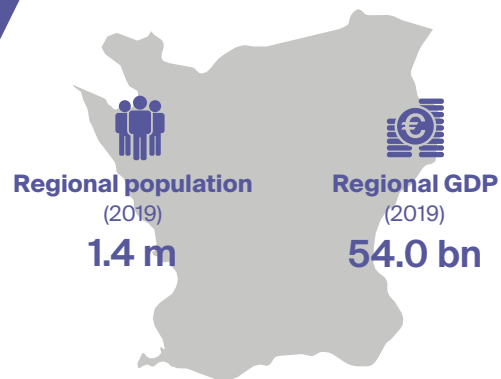


Vote share top 10



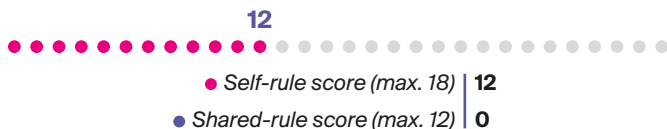
Seat share governing parties





REGIONAL AUTHORITY

Regional Authority Index (RAI)



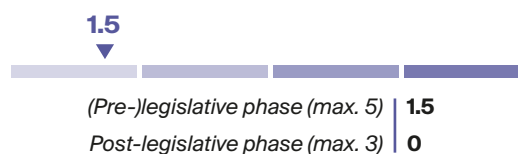
REGIONAL EU INVOLVEMENT

Regional members in Committee of the Regions | 1
Parliamentary right to EWS participation | X ✓

REGIONAL GOVERNMENT

| | |
|---------------------------------|------------------------------|
| Form of government | Parliamentary democracy |
| Early dissolution of parliament | Regional assembly |
| Early termination of executive | Constructive vote |
| <i>Appointment mode:</i> | |
| ▶ head of executive | Elected by regional assembly |
| ▶ other members of executive | Elected by regional assembly |

Domestic EU Policy Shaping (DEUPS)

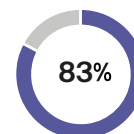


REGIONAL PARLIAMENT & ELECTIONS

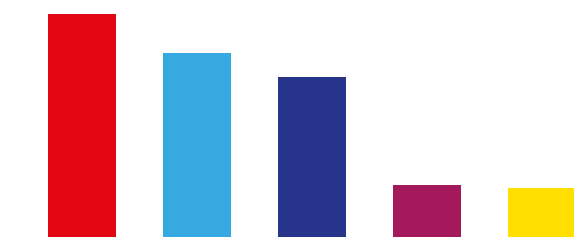
| | |
|---------------------|-------------------|
| Regional parliament | Regionfullmäktige |
| Number of seats | 149 |
| Electoral rule | Proportional list |
| Election term | 4 years |

| | |
|---------------------------|-------------|
| Election date | Sep 9, 2018 |
| Electorate | 1 037 407 |
| Number of competing lists | 17 |

Turnout

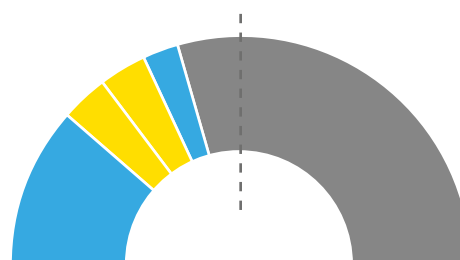


Vote share top 10

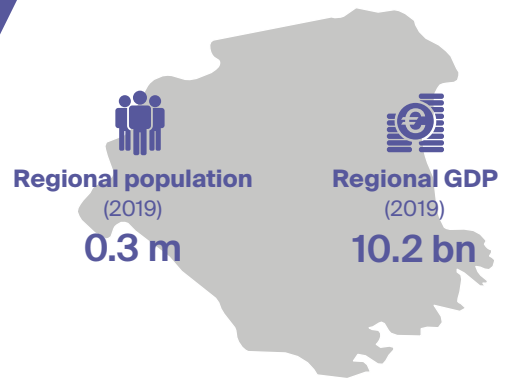


| Party | EU political group | Share |
|-------|--------------------|--------|
| S | SD | 27.3 % |
| M | CD | 22.6 % |
| SVD | ECR | 19.7 % |
| V | UL | 6.7 % |
| L | L | 6.3 % |
| C | L | 6.3 % |
| KD | CD | 5.4 % |
| MP | Greens | 4.1 % |
| FI | SD | 0.7 % |
| MED | NA | 0.3 % |

Seat share governing parties

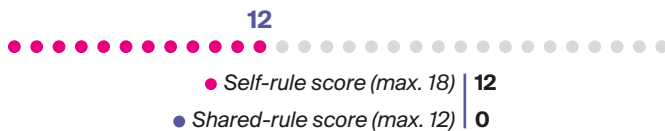


| Party | EU political group | Share |
|-------------------|--------------------|--------|
| GOVERNMENT | | |
| M | CD | 22.8 % |
| C | L | 6.7 % |
| L | L | 6.7 % |
| KD | CD | 5.4 % |
| OPPOSITION | | |
| S | SD | 27.5 % |
| SVD | ECR | 20.1 % |
| V | UL | 6.7 % |
| MP | Greens | 4.0 % |



REGIONAL AUTHORITY

Regional Authority Index (RAI)



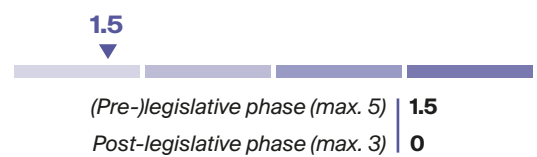
REGIONAL EU INVOLVEMENT

Regional members in Committee of the Regions | 0
Parliamentary right to EWS participation | X ✓

REGIONAL GOVERNMENT

| | |
|---------------------------------|------------------------------|
| Form of government | Parliamentary democracy |
| Early dissolution of parliament | Regional assembly |
| Early termination of executive | Constructive vote |
| <i>Appointment mode:</i> | |
| ▶ head of executive | Elected by regional assembly |
| ▶ other members of executive | Elected by regional assembly |

Domestic EU Policy Shaping (DEUPS)

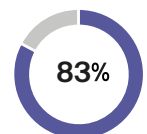


REGIONAL PARLIAMENT & ELECTIONS

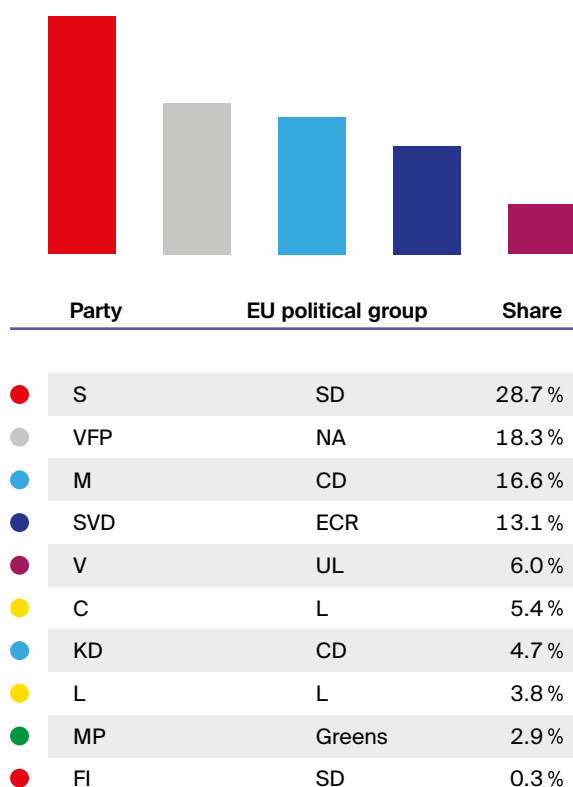
| | |
|---------------------|-------------------|
| Regional parliament | Regionfullmäktige |
| Number of seats | 79 |
| Electoral rule | Proportional list |
| Election term | 4 years |

| | |
|---------------------------|-------------|
| Election date | Sep 9, 2018 |
| Electorate | 224 912 |
| Number of competing lists | 12 |

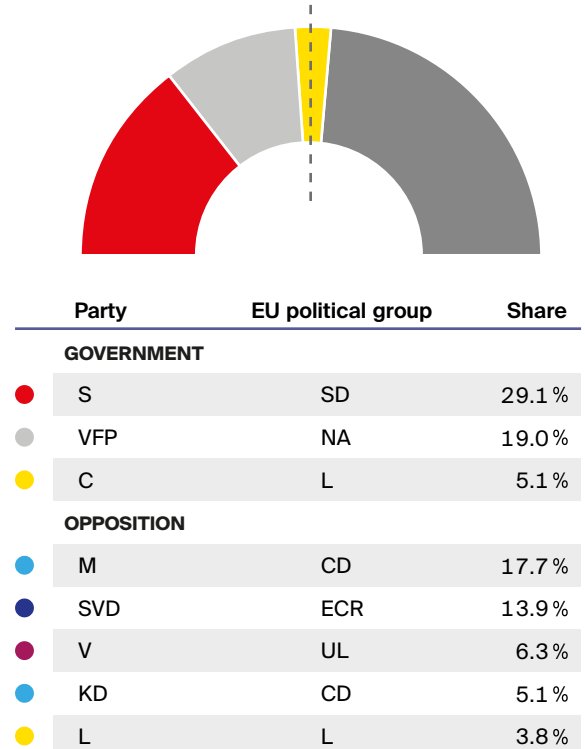
Turnout



Vote share top 10



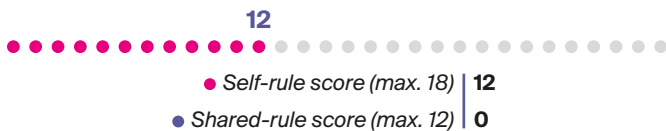
Seat share governing parties





REGIONAL AUTHORITY

Regional Authority Index (RAI)



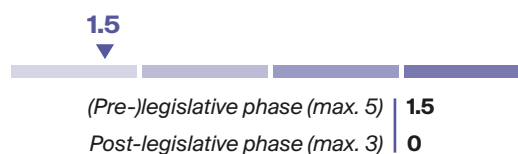
REGIONAL EU INVOLVEMENT

Regional members in Committee of the Regions | 3
Parliamentary right to EWS participation | X ✓

REGIONAL GOVERNMENT

| | |
|---------------------------------|------------------------------|
| Form of government | Parliamentary democracy |
| Early dissolution of parliament | Regional assembly |
| Early termination of executive | Constructive vote |
| <i>Appointment mode:</i> | |
| ▶ head of executive | Elected by regional assembly |
| ▶ other members of executive | Elected by regional assembly |

Domestic EU Policy Shaping (DEUPS)

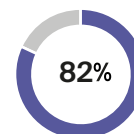


REGIONAL PARLIAMENT & ELECTIONS

| | |
|---------------------|-------------------|
| Regional parliament | Regionfullmäktige |
| Number of seats | 149 |
| Electoral rule | Proportional list |
| Election term | 4 years |

| | |
|---------------------------|-------------|
| Election date | Sep 9, 2018 |
| Electorate | 1 772 086 |
| Number of competing lists | 18 |

Turnout

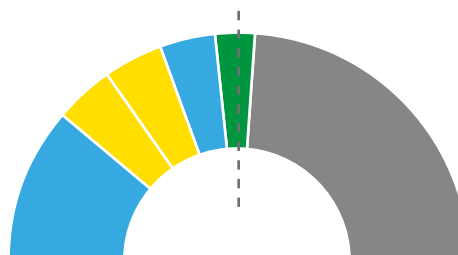


Vote share top 10

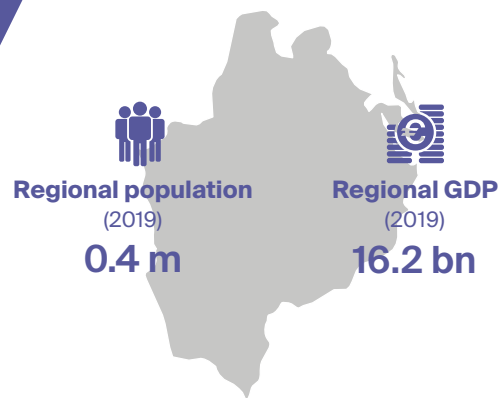


| Party | EU political group | Share |
|-------|--------------------|-------|
| S | SD | 26.2% |
| M | CD | 22.3% |
| V | UL | 10.6% |
| SVD | ECR | 9.7% |
| C | L | 8.0% |
| L | L | 8.0% |
| KD | CD | 7.7% |
| MP | Greens | 5.6% |
| FI | SD | 1.1% |
| MED | NA | 0.4% |

Seat share governing parties

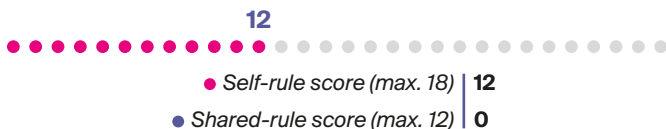


| Party | EU political group | Share |
|-------------------|--------------------|-------|
| GOVERNMENT | | |
| M | CD | 22.8% |
| C | L | 8.1% |
| L | L | 8.1% |
| KD | CD | 8.1% |
| MP | Greens | 5.4% |
| OPPOSITION | | |
| S | SD | 26.8% |
| V | UL | 10.7% |
| SVD | ECR | 10.1% |



REGIONAL AUTHORITY

Regional Authority Index (RAI)



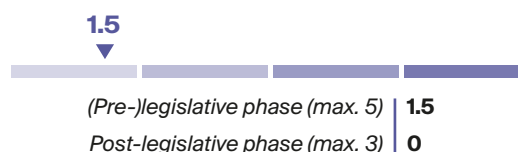
REGIONAL EU INVOLVEMENT

Regional members in Committee of the Regions | 0
Parliamentary right to EWS participation | X ✓

REGIONAL GOVERNMENT

| | |
|---------------------------------|------------------------------|
| Form of government | Parliamentary democracy |
| Early dissolution of parliament | Regional assembly |
| Early termination of executive | Constructive vote |
| <i>Appointment mode:</i> | |
| ▶ head of executive | Elected by regional assembly |
| ▶ other members of executive | Elected by regional assembly |

Domestic EU Policy Shaping (DEUPS)

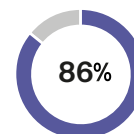


REGIONAL PARLIAMENT & ELECTIONS

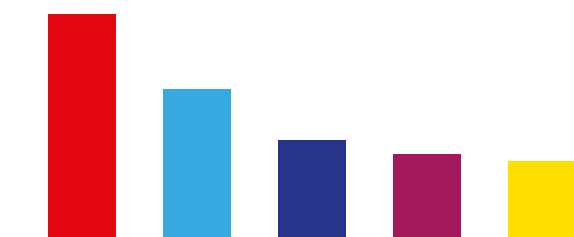
| | |
|---------------------|-------------------|
| Regional parliament | Regionfullmäktige |
| Number of seats | 71 |
| Electoral rule | Proportional list |
| Election term | 4 years |

| | |
|---------------------------|-------------|
| Election date | Sep 9, 2018 |
| Electorate | 287 000 |
| Number of competing lists | 13 |

Turnout

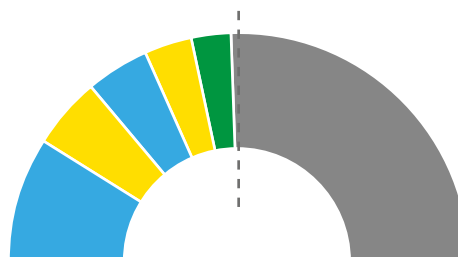


Vote share top 10



| Party | EU political group | Share |
|-------|--------------------|--------|
| S | SD | 27.1 % |
| M | CD | 18.0 % |
| SVD | ECR | 11.9 % |
| V | UL | 10.2 % |
| C | L | 9.3 % |
| KD | CD | 8.7 % |
| L | L | 7.5 % |
| MP | Greens | 5.0 % |
| FI | SD | 1.1 % |
| LO | NA | 0.7 % |

Seat share governing parties



| Party | EU political group | Share |
|-------------------|--------------------|--------|
| GOVERNMENT | | |
| M | CD | 18.3 % |
| C | L | 9.9 % |
| KD | CD | 8.5 % |
| L | L | 7.0 % |
| MP | Greens | 5.6 % |
| OPPOSITION | | |
| S | SD | 28.2 % |
| SVD | ECR | 12.7 % |
| V | UL | 9.9 % |



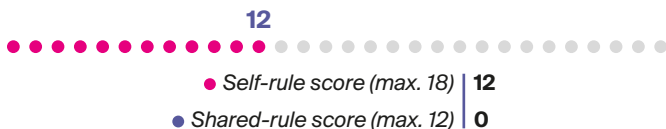
Regional population
(2019)
0.3 m



Regional GDP
(2019)
10.3 bn

REGIONAL AUTHORITY

Regional Authority Index (RAI)



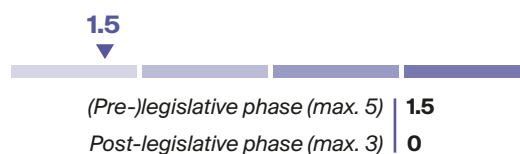
REGIONAL EU INVOLVEMENT

Regional members in Committee of the Regions | **2**
Parliamentary right to EWS participation | **X** ✓

REGIONAL GOVERNMENT

| | |
|---------------------------------|------------------------------|
| Form of government | Parliamentary democracy |
| Early dissolution of parliament | Regional assembly |
| Early termination of executive | Constructive vote |
| <i>Appointment mode:</i> | |
| ▶ head of executive | Elected by regional assembly |
| ▶ other members of executive | Elected by regional assembly |

Domestic EU Policy Shaping (DEUPS)

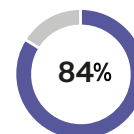


REGIONAL PARLIAMENT & ELECTIONS

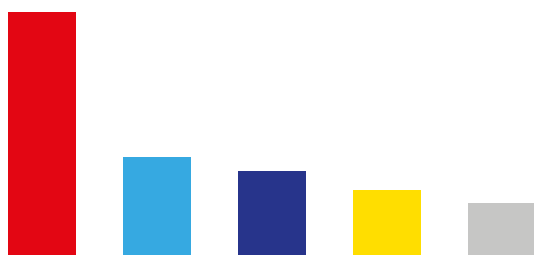
| | |
|---------------------|-------------------|
| Regional parliament | Regionfullmäktige |
| Number of seats | 81 |
| Electoral rule | Proportional list |
| Election term | 4 years |

| | |
|---------------------------|-------------|
| Election date | Sep 9, 2018 |
| Electorate | 222 709 |
| Number of competing lists | 12 |

Turnout

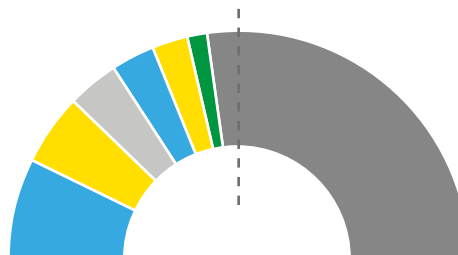


Vote share top 10

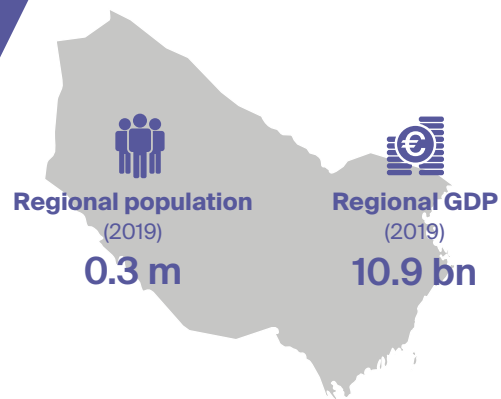


| Party | EU political group | Share |
|-------|--------------------|--------|
| S | SD | 34.6 % |
| M | CD | 14.3 % |
| SVD | ECR | 12.2 % |
| C | L | 9.6 % |
| SJP | NA | 7.8 % |
| V | UL | 6.9 % |
| KD | CD | 6.4 % |
| L | L | 4.6 % |
| MP | Greens | 3.0 % |
| FI | SD | 0.5 % |

Seat share governing parties

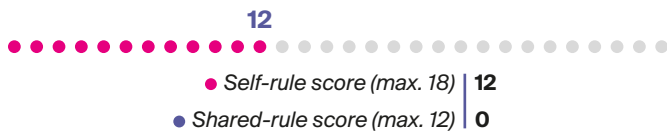


| Party | EU political group | Share |
|-------------------|--------------------|--------|
| GOVERNMENT | | |
| M | CD | 14.8 % |
| C | L | 9.9 % |
| SJP | NA | 7.4 % |
| KD | CD | 6.2 % |
| L | L | 4.9 % |
| MP | Greens | 2.5 % |
| OPPOSITION | | |
| S | SD | 34.6 % |
| SVD | ECR | 12.3 % |
| V | UL | 7.4 % |



REGIONAL AUTHORITY

Regional Authority Index (RAI)



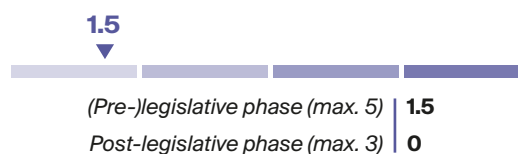
REGIONAL EU INVOLVEMENT

Regional members in Committee of the Regions | 1
Parliamentary right to EWS participation | X ✓

REGIONAL GOVERNMENT

| | |
|---------------------------------|------------------------------|
| Form of government | Parliamentary democracy |
| Early dissolution of parliament | Regional assembly |
| Early termination of executive | Constructive vote |
| <i>Appointment mode:</i> | |
| ▶ head of executive | Elected by regional assembly |
| ▶ other members of executive | Elected by regional assembly |

Domestic EU Policy Shaping (DEUPS)

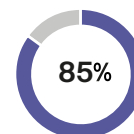


REGIONAL PARLIAMENT & ELECTIONS

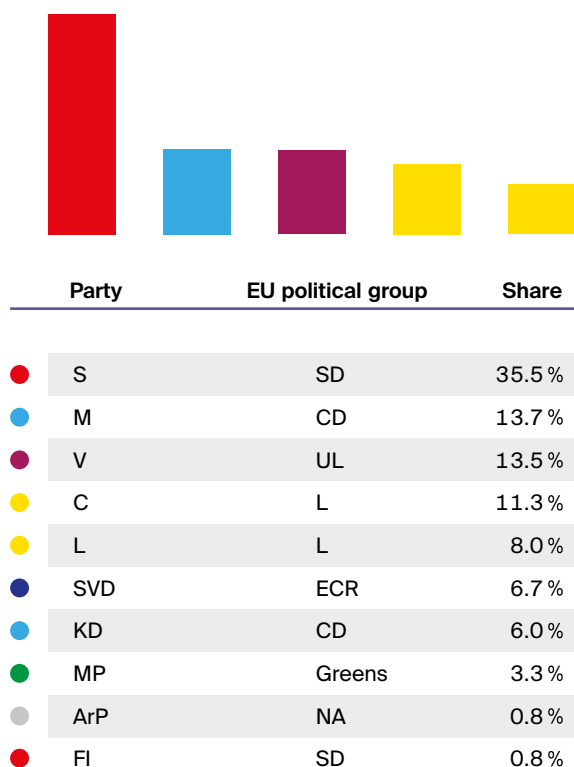
| | |
|---------------------|-------------------|
| Regional parliament | Regionfullmäktige |
| Number of seats | 71 |
| Electoral rule | Proportional list |
| Election term | 4 years |

| | |
|---------------------------|-------------|
| Election date | Sep 9, 2018 |
| Electorate | 211 574 |
| Number of competing lists | 12 |

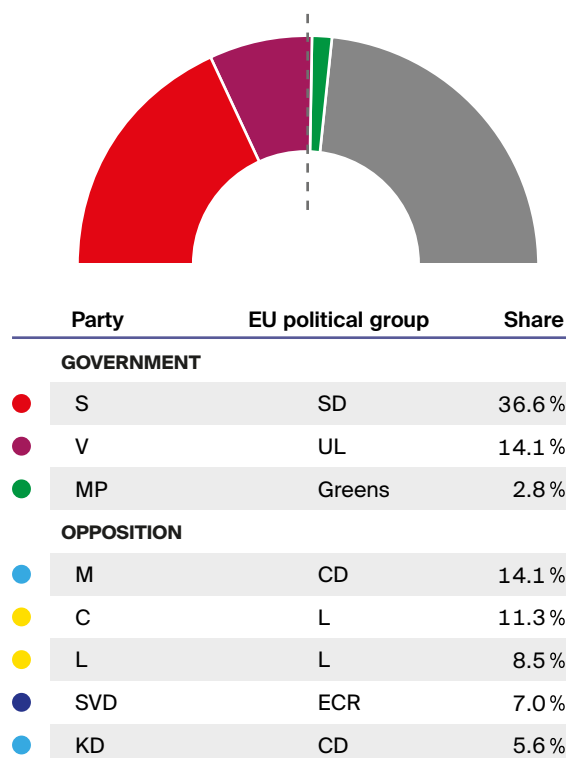
Turnout

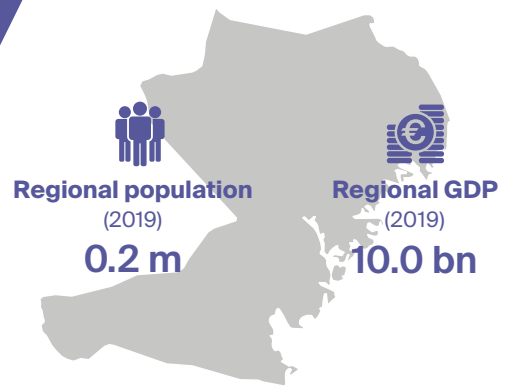


Vote share top 10



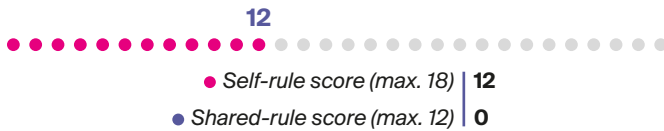
Seat share governing parties





REGIONAL AUTHORITY

Regional Authority Index (RAI)



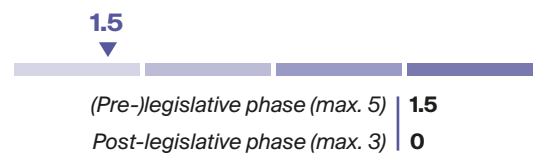
REGIONAL EU INVOLVEMENT

Regional members in Committee of the Regions | **1**
Parliamentary right to EWS participation | **X** ✓

REGIONAL GOVERNMENT

| | |
|---------------------------------|-------------------------------------|
| Form of government | Parliamentary democracy |
| Early dissolution of parliament | Regional assembly |
| Early termination of executive | Constructive vote |
| <i>Appointment mode:</i> | |
| ▶ head of executive | Elected by regional assembly |
| ▶ other members of executive | Elected by regional assembly |

Domestic EU Policy Shaping (DEUPS)

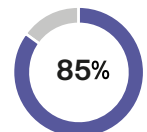


REGIONAL PARLIAMENT & ELECTIONS

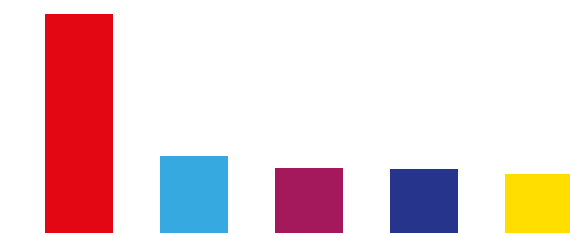
| | |
|---------------------|--------------------------|
| Regional parliament | Regionfullmäktige |
| Number of seats | 77 |
| Electoral rule | Proportional list |
| Election term | 4 years |

| | |
|---------------------------|--------------------|
| Election date | Sep 9, 2018 |
| Electorate | 193 337 |
| Number of competing lists | 15 |

Turnout

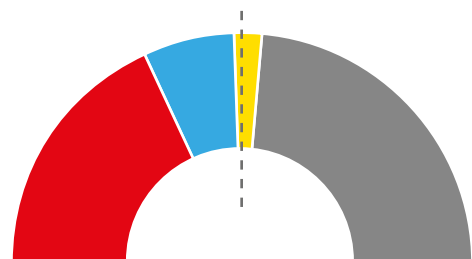


Vote share top 10

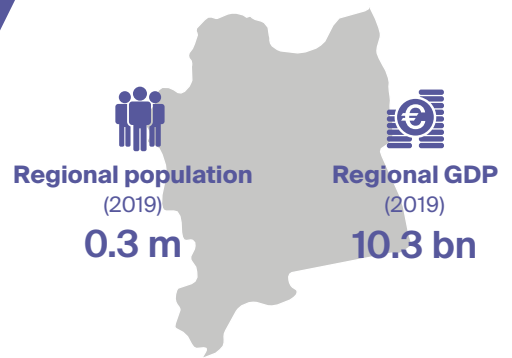


| Party | EU political group | Share |
|-------|--------------------|--------|
| S | SD | 35.4 % |
| M | CD | 12.6 % |
| V | UL | 10.6 % |
| SVD | ECR | 10.5 % |
| C | L | 9.7 % |
| SJP | NA | 8.7 % |
| KD | CD | 5.8 % |
| L | L | 3.7 % |
| MP | Greens | 2.3 % |
| FI | SD | 0.3 % |

Seat share governing parties

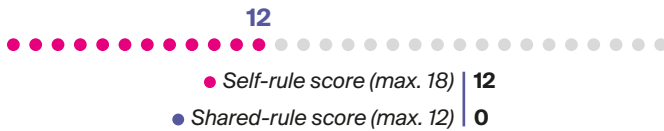


| Party | EU political group | Share |
|-------------------|--------------------|--------|
| GOVERNMENT | | |
| S | SD | 36.4 % |
| M | CD | 13.0 % |
| L | L | 3.9 % |
| OPPOSITION | | |
| C | L | 10.4 % |
| SVD | ECR | 10.4 % |
| V | UL | 10.4 % |
| SJP | NA | 9.1 % |
| KD | CD | 6.5 % |



REGIONAL AUTHORITY

Regional Authority Index (RAI)



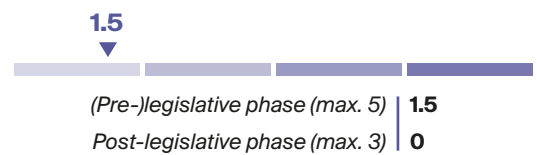
REGIONAL EU INVOLVEMENT

Regional members in Committee of the Regions | **0**
Parliamentary right to EWS participation | **X** ✓

REGIONAL GOVERNMENT

| | |
|---------------------------------|-------------------------------------|
| Form of government | Parliamentary democracy |
| Early dissolution of parliament | Regional assembly |
| Early termination of executive | Constructive vote |
| <i>Appointment mode:</i> | |
| ▶ head of executive | Elected by regional assembly |
| ▶ other members of executive | Elected by regional assembly |

Domestic EU Policy Shaping (DEUPS)

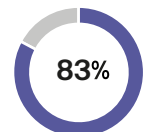


REGIONAL PARLIAMENT & ELECTIONS

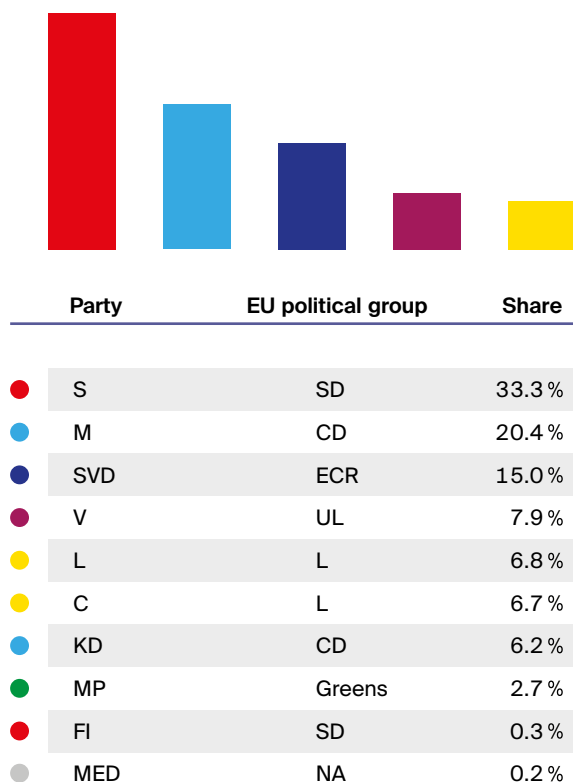
| | |
|---------------------|--------------------------|
| Regional parliament | Regionfullmäktige |
| Number of seats | 77 |
| Electoral rule | Proportional list |
| Election term | 4 years |

| | |
|---------------------------|--------------------|
| Election date | Sep 9, 2018 |
| Electorate | 210 893 |
| Number of competing lists | 12 |

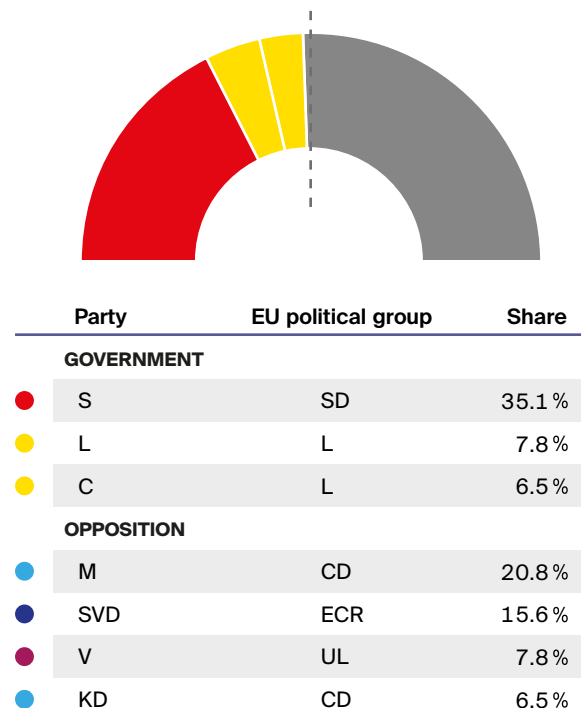
Turnout

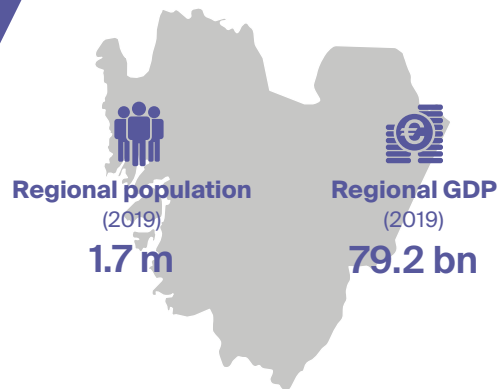


Vote share top 10



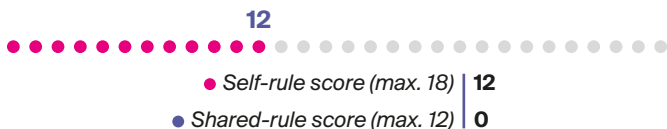
Seat share governing parties





REGIONAL AUTHORITY

Regional Authority Index (RAI)



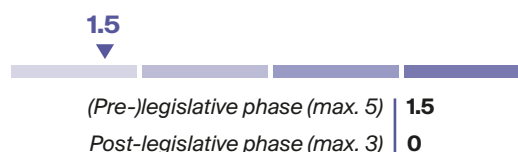
REGIONAL EU INVOLVEMENT

Regional members in Committee of the Regions | 0
Parliamentary right to EWS participation | X ✓

REGIONAL GOVERNMENT

| | |
|---------------------------------|------------------------------|
| Form of government | Parliamentary democracy |
| Early dissolution of parliament | Regional assembly |
| Early termination of executive | Constructive vote |
| <i>Appointment mode:</i> | |
| ▶ head of executive | Elected by regional assembly |
| ▶ other members of executive | Elected by regional assembly |

Domestic EU Policy Shaping (DEUPS)

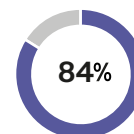


REGIONAL PARLIAMENT & ELECTIONS

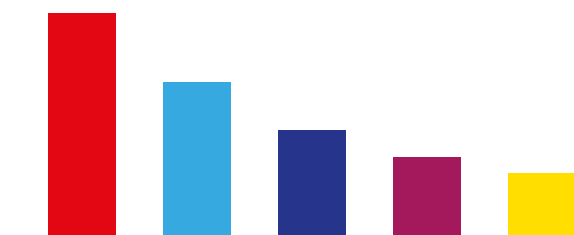
| | |
|---------------------|-------------------|
| Regional parliament | Regionfullmäktige |
| Number of seats | 149 |
| Electoral rule | Proportional list |
| Election term | 4 years |

| | |
|---------------------------|-------------|
| Election date | Sep 9, 2018 |
| Electorate | 1 317 413 |
| Number of competing lists | 17 |

Turnout

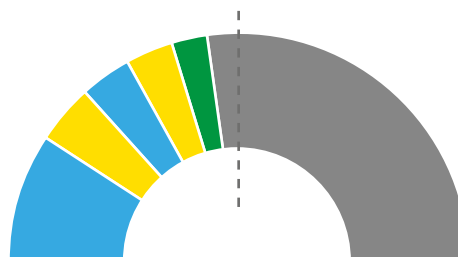


Vote share top 10



| Party | EU political group | Share |
|-------|--------------------|--------|
| S | SD | 26.9 % |
| M | CD | 18.6 % |
| SVD | ECR | 12.8 % |
| V | UL | 9.6 % |
| C | L | 7.6 % |
| KD | CD | 7.6 % |
| L | L | 6.9 % |
| MP | Greens | 4.6 % |
| DEM | NA | 3.4 % |
| FI | SD | 0.8 % |

Seat share governing parties



| Party | EU political group | Share |
|-------------------|--------------------|--------|
| GOVERNMENT | | |
| M | CD | 18.8 % |
| C | L | 8.1 % |
| KD | CD | 7.4 % |
| L | L | 6.7 % |
| MP | Greens | 4.7 % |
| OPPOSITION | | |
| S | SD | 27.5 % |
| SVD | ECR | 13.4 % |
| V | UL | 10.1 % |
| DEM | NA | 3.4 % |

ERDM team

Sarah Meyer

Co-founder of the ERDM



Sarah Meyer worked as project director of the Regional Parliaments Lab (REGIOPARL), an international research project at the University for Continuing Education Krems in Austria. She previously worked on EU policy affairs at the Austrian Federal Chancellery and in several research projects at the universities of Vienna, Innsbruck, and Amsterdam. Sarah received a doctorate from the University of Vienna and completed a post-graduate program on European integration at the Institute for Advanced Studies in Vienna.

Arjan H. Schakel

Co-founder of the ERDM



Arjan H. Schakel is principal Investigator of the project *Strengthening Regional Democracy: Contributing to Good Democratic Governance* and head of the Centre on Regional Democratic Governance (CREDGOV). He is Professor of Comparative Territorial Democracy at the University of Bergen, and his interests span the topics of federalism, territorial politics, methodology, regional government, regional elections, multilevel governance, and regionalist parties. Previously, Arjan was an Assistant Professor at Maastricht University and a Newton International Fellow at the University of Edinburgh.

Paul Kindermann

ERDM project manager



Paul Kindermann is a PhD student at the LSE European Institute, where his doctoral research theorizes the potential of participatory and deliberative innovations in European democracy and the EU in particular. He previously worked as a research associate in the REGIOPARL team in Berlin. Paul holds an MA in Political Theory and an MA in Philosophy from Goethe University as well as a BA in Philosophy and Political Science from the University of Hamburg. Paul was a graduate fellow at Columbia and at Northwestern University and worked as a research assistant at the European Parliamentary Research Service in Brussels.

Mario Wolf

ERDM project manager



Mario Wolf is an MA student at the University of Amsterdam, where he is doing a Research Master in Social Sciences. He previously worked as a research associate in the REGIOPARL team in Berlin. Mario studied political sciences and political economy at the University of Heidelberg as well as the University of Granada and previously worked at the German University of Administration Sciences Speyer. His research interests lie in empirical opinion research and European Politics.

Alexander Verdoes

ERDM project manager



Alexander Verdoes works as a PhD candidate on the *Strengthening Regional Democracy* project and focuses on regional elections, regional electoral systems, and legislative-executive relations at the regional level. Additionally, Alexander is interested in the creation and development of institutions and organisations. He holds a BA in Political Science from Leiden University and a Research MA in Political Science and Public Administration from Leiden University. Alexander previously worked as a lecturer at the Institute of Public Administration and as a researcher at the Institute of Political Science at Leiden University.

Appendix: List of party names by country

Austria

| | |
|--------|---|
| BESTE | Bestes Oberösterreich – Ehrliche, transparente und offene Wahlplattform: Gesunde Politik statt Parteipolitik für das bestmögliche Oberösterreich |
| BIER | Die Bierpartei |
| BZÖ | Bündnis Zukunft Österreichs - Die Freiheitlichen |
| CPÖ | Christliche Partei Österreichs |
| ERDE | Verantwortung Erde |
| FAIR | Für alle interessierten Reformer |
| FAMILY | Die Tiroler Familienpartei |
| FPÖ | Freiheitliche Partei Österreichs |
| FPS | Freie Partei Salzburg |
| FRITZ | Bürgerforum Österreich Liste Fritz Dinkhauser |
| GFW | Gemeinsam für Wien |
| GRÜNE | Die Grünen - Die Grüne Alternative |
| HAK | Heimat aller Kulturen |
| HC | Team HC Strache – Allianz für Österreich (HC) |
| IMPULS | impuls-tirol |
| KPÖ | Kommunistische Partei Österreichs |
| LBL | List Burgenland |
| LINKS | Links |
| M | Männerpartei |
| MACH | Mach |
| MAYR | Liste Hans Mayr – Sbg – die Salzburger Bürgergemeinschaft |
| MFG | MFG–Österreich Menschen – Freiheit – Grundrechte |
| NEOS | NEOS Das Neue Österreich und Liberales Forum |
| ÖVP | Österreichische Volkspartei |
| PRO | Pro23: Liste Ernst Paleta - für ein lebenswertes Liesing! |
| R | Referendum |
| SOZ | Soziales Österreich der Zukunft |
| SPÖ | Sozialdemokratische Partei Österreichs |
| TK | Team (Stronach) Kärnten |
| UBB | Unabha_ ngige Bu_ rgerbewegung |
| VOLT | Volt Österreich |
| WANDL | Der Wandel |
| WFNOE | Wir für Niederösterreich |

| | |
|------|-------------------------|
| WIFF | Wir für Floridsdorf |
| WIR | wir-gemeinsam.at |
| WWW | Wir Wollen Wahlfreiheit |
| Xi | Chance Zukunft |

Belgium

| | |
|----------|---|
| AGORA | Agora |
| CC | Collectif Citoyen |
| CD&V | Christen-Democratisch en Vlaams |
| CDH | Centre Democratie Humaniste |
| DA | DierAnimal |
| ECO | Ecologistes Confederes pour l'Organisation de Luttes Originales (ECOLO) |
| FDF | Federalistes Democraties Francophones |
| GROEN | Groen |
| LLDS | Les Listes Destexhe |
| MR | Mouvement Reformateur |
| N-VA | Nieuw-Vlaamse Alliantie |
| Open VLD | Open Vlaamse Liberalen en Democraten |
| PIR | Piratenpartij |
| PPO | Parti Populaire |
| ProDG | Pro deutschsprachigen Gemeinschaft |
| PS | Parti Socialiste |
| PTB | Parti du Travail de Belgique |
| PVDA | Partij van de Arbeid |
| SPA | Socialistische Partij Anders |
| SPAOB | Socialistische Partij Anders One Brussels |
| UF | Union des Francophones |
| VB | Vlaams Belang |
| VIVANT | Voor Individuele Vrijheid en Arbeid in een Nieuwe Toekomst |

Denmark

| | |
|-----|------------------|
| A | Atassut |
| Å | Alternativet |
| D | Demokraterne |
| DFP | Dansk Folkeparti |

| | |
|-----|--|
| DRV | Det Radikale Venstre |
| ERG | Enhedslisten-De Rod-Gronne |
| F | Framsókn |
| FF | Fólkaflokkurin |
| FRK | Framtaki_ fyrri rættinum at velja kannabis |
| GUL | Guldborgsundlisten |
| IA | Inuit Ataqatigit |
| JF | Javna_arflokkurin |
| KFP | Det Konservative Folkeparti |
| KRF | Kristeligt Folkeparti |
| LA | Liberal Alliance |
| NB | Nye Borgerlige |
| NQ | Nunatta Qitornai |
| PL | Psykiatri-Listen |
| PN | Partii Naleraq |
| S | Siumut |
| SA | Samarbejdspartiet / Suleqatigiissitsisut |
| SD | Socialdemokratiet |
| SF | Socialistisk Folkeparti |
| SF | Sambandsflokkurin |
| SSF | Sjálvst_ri |
| TCP | Mi_flokkurin |
| TF | Tjó_veldi |
| TPF | Føroyaflokkurin |
| V | Venstre, Danmarks Liberale Parti |

Finland

| | |
|----|---------------------------|
| ÅD | Åländsk demokrati |
| ÅF | Ålands framtid |
| C | Åländsk center |
| HI | Hållbart initiativ |
| L | Liberalerna på Åland |
| M | Moderat Samling för Åland |
| Ob | Obunden Samling |
| S | Ålands Socialdemokrater |

France

| | |
|--------|---|
| CL | Corsica Libera |
| DIV | Liste divers |
| DLF | Debout la France |
| DVD | Liste divers droite |
| ECO | Liste écologiste |
| EXD | Liste d'extrême droite |
| FaC | Femu a Corsica |
| LDSV | Liste de droite souverainiste |
| LO | Lutte Ouvriere |
| LUC | Liste d'union au centre (alliance that includes La République en Marche) |
| LUD | Liste Union de la Droite (alliance that includes Les Républicains) |
| LUG | Liste Union de la Gauche (alliance that includes Parti Socialiste) |
| LUGE | Liste d'union à gauche avec des écologiste (alliance that includes both Parti Socialiste and Europe écologie) |
| LUGRad | Liste Union de la Gauche Radicale (alliance that includes La France Insoumise) |
| PCF | Parti communiste Français |
| PNC | Parti de la nation Corse |
| REG | Liste régionaliste |
| Rin | Core in Fronte |
| RN | Rassemblement national |
| UDMF | Union des Démocrates Musulmans Français |
| Verts | Europe écologie - Les Verts |
| VOLT | Volt France |

Germany

| | |
|--------|---|
| AFA | Allianz für Fortschritt und Aufbruch |
| AFD | Alternative für Deutschland |
| AMTN | Allianz für Menschenrechte, Tier- und Naturschutz |
| BDPD | Basisdemokratische Partei Deutschland |
| BIW | Bürger in Wut |
| BP | Bayernpartei |
| BSSOL | bund.saar – sozial-ökologische Liste |
| BÜSO | Bürgerrechtsbewegung Solidarität |
| BVB-FW | BVB / FREIE WÄHLER |
| CDU | Christlich Demokratische Union Deutschlands |

| | |
|---------|---|
| CSU | Christlich-Soziale Union in Bayern e.V. |
| DIEP | Die Partei |
| DIET | Die Tierschutzpartei |
| FAMILIE | Familien-Partei Deutschlands |
| FDP | Freie Demokratische Partei |
| FH | Freier Horizont |
| FW | FW Freie Wähler |
| GP | Gartenpartei |
| GRAUE | Die Grauen - Graue Panther |
| GRÜNE | Die Grünen |
| IND | Einzelbewerber/-innen |
| KL | Klimaliste |
| LINKE | Die Linke |
| MLPD | Marxistisch-Leninistische Partei Deutschlands |
| NL | Neue Liberale - Die Sozialliberalen |
| NPD | Nationaldemokratische Partei Deutschlands |
| ÖDP | Ökologisch-Demokratische Partei |
| PIRATEN | Piratenpartei Deutschland |
| SPD | Sozialdemokratische Partei Deutschlands |
| SSW | Südschleswigscher Wählerverband |
| VOLT | Volt Deutschland |

Greece

| | |
|-----------|--|
| ANTARSYA | Antikapitalistiki Aristeri Synergasia (Ant.Ar.Sy.A.) |
| CHRAYGH | Laikos Syndesmos - Chrysi Avgi |
| DX | Dimiourgia, Xana! |
| INDreg | Independent candidates |
| KA | Kinima Allagis |
| KINAL-SYR | Coalition of Kinima Allagis and Syriza |
| KKE | Kommounistiko Komma Elladas |
| LAIKI | Laiki Enotita |
| ND | Nea Dimokratia |
| OIKPRAS | Oikologoi Prasinoi |
| SYRIZA | Synaspismos Rizospastikis Aristeras-Syriza |

Italy

| | |
|--------|--|
| #DB | #Diventerà bellissima - Per la Sicilia |
| ABAS | Avanti Basilicata |
| AeD | Autonomia e Diritti |
| AET | Altra Europa con Tsipras |
| AF | Associazione Fassa |
| AGIPIT | Agire Per Il Trentino - Claudio Cia |
| ALPE | Autonomie Liberté Participation Écologie |
| AP | Alternativa Popolare |
| APL | Alleanza per l'Italia |
| AUNO | Articolo Uno (Articolo 1 - Movimento Democratico e Progressista) |
| AUPOP | Autonomisti Popolari |
| AURES | Autonomia Responsabile |
| AZIP | Azione Politica |
| BIPU | Bianconi per l'Umbria |
| BP | Basilicata Positiva |
| CALP | Caldoro Presidente |
| CDEM | Centro Democratico |
| CdL | Casa delle Libertà |
| CER | Conservatori e Riformisti |
| CHpiP | Chiamparino per il Piemonte |
| CIT | Cittadini per Bolzonello Presidente |
| CITR | Civica Trentina |
| CL | Campania Libera |
| CppiS | Cento passi per la Sicilia |
| CPS | Campo Progressista Sardegna |
| CS | Centro Solidale |
| DD | Democrazia Diretta |
| DEPR | Democratici Progressisti |
| DF | Die Freiheitlichen |
| Epl | Energie per l'Italia |
| EURVE | Europa Verde |
| FC | Futuro Comune con Massimo Zedda |
| FDI-CN | Fratelli d'Italia - Centrodestra Nazionale |
| FDV | Federazione dei Verdi |
| FI | Forza Italia |
| FOP | Fortza Paris |

| | |
|---------|--|
| FPRES | Fontana Presidente |
| FUT18 | Futura 2018 Con Paolo Ghezzi Partecipazione E Solidarieta' |
| GPRES | Gori Presidente |
| IDeA | Identità e Azione - Popolo e Libertà |
| IDV | Lista Di Pietro - Italia dei Valori |
| liC | Italia in Comune |
| IMC | Impegno Civico |
| INV | Indipendenza Noi Veneto |
| IPT | Il Popolo Toscano |
| IV | Indipendenza Veneta |
| IVDF | Il Veneto del Fare |
| LAAnC | L'Alto Adige nel Cuore |
| LAMP | Lista Alessandra Moretti Presidente |
| LDC | Libertas Democrazia Cristiana |
| LdLP | Lista de Luca Presidente |
| LEGPRES | Legnini Presidente |
| LeU | Liberi E Uguali |
| LIC | Liberi Cittadini |
| LILI | Liguria Libera |
| LIP | Lista Pastorino |
| LN | Lega Nord |
| LNZP | Lista civica Nicola Zingaretti Presidente |
| LPE | La Puglia con Emiliano |
| LpP | Liguria per Paita |
| LTOS | Lega Toscana |
| LTOSI | Lista Tosi |
| LZP | Lista Zaia Presidente |
| M5S | Movimento 5 Stelle |
| MODER | Moderati per Chiamparino |
| MOUV | MOUV' |
| MPA | Movimento per l'Autonomia |
| NCD-UdC | Nuovo Centrodestra - Unione di Centro |
| Ncl | Noi Con l'Italia |
| NL-NS | Neue Linke/Nuova Sinistra |
| NIS | Noi, La Sardegna con Massimo Zedda |
| NPSI | Partito Socialista - Nuovo PSI |
| OLP | Oliverio Presidente |

| | |
|-----------|--|
| OM | Orgoglio Molise |
| PAFVG | Progetto Autonomia Friuli Venezia Giulia |
| PATT | Partito Autonomista Trentino Tirolese |
| PD | Partito Democratico |
| PE | Plus Europa / Più Europa / + Europa |
| PIRPRES | Sergio Pirozzi |
| Ppl | Popolari per L'Italia |
| PPIA | Patto per l'Autonomia |
| PRC | Partito della Rifondazione Comunista |
| PROTR | Progetto Trentino |
| PSd'AZ | Partito Sardo d'Azione |
| PSI(2007) | Partito Socialista Italiano (2007) |
| RIS | Riformatori Sardi |
| S20 | Sardegna20venti - tunis |
| SAC | Sardegna Civica |
| SAI | Stella Alpina |
| SC | Scelta Civica |
| SCV | Sinistra Civica Verde |
| SEL | Sinistra Ecologia Libertà |
| SF | Patto dei Democratici per le Riforme - Sicilia Futura (PDR - SF) |
| SITAV | Si' Tav Si' Lavoro per il Piemonte |
| STF | Süd-Tiroler Freiheit |
| SVP | Südtiroler Volkspartei |
| TESPRES | Tesei Presidente |
| TK | Team Köllensperger |
| UDC | Unione di Centro |
| UFS | Union für Südtirol |
| UPT | Unione per il Trentino |
| USLO | Unione Slovena/Slovenska Skupnost |
| UV | Union Valdôtaine |
| UVP | Union Valdotaine Progressiste |

Netherlands

| | |
|--------|---|
| 50PLUS | 50PLUS |
| CDA | Christen-Democratisch Appèl |
| CU | ChristenUnie |
| D66 | Democraten `66 |
| DENK | DENK |
| FNP | Fryske Nasjonale Partij |
| FVD | Forum voor Democratie |
| GL | GroenLinks |
| GRBE | Groninger Belang |
| LBR | Lokaal Brabant |
| LLi | Lokaal Limburg |
| PvdA | Partij van de Arbeid |
| PvdD | Partij voor de Dieren |
| PVHN | Partij voor het Noorden |
| PVV | Partij voor de Vrijheid |
| PVZ | Partij voor Zeeland |
| SGP | Staatkundig Gereformeerde Partij |
| SL | Sterk Lokaal |
| SP | Socialistische Partij |
| VVD | Volkspartij voor Vrijheid en Democratie |

Portugal

| | |
|-----------|---|
| BE | Bloco de Esquerda |
| CDS-PP | Partido do Centro Democrático Social |
| JPP | Juntos pelo Povo |
| MPT | Movimento o Partido da Terra |
| PAN | Partido pelos Animais e pela Natureza |
| PCP | Partido Comunista Português |
| PCTP-MRPP | Partido Comunista dos Trabalhadores Portugueses |
| PPM | Partido Popular Monárquico |
| PS | Partido Socialista |
| PSD | Partido Social-Democrata |
| PTP | Partido Trabalhista Português |
| PURP | Partido Unido dos Reformados e Pensionistas |
| RIR | Reagir Incluir Reciclar |

Spain

| | |
|--------------|--|
| RIR | Reagir Incluir Reciclar |
| AA | Andecha Astur |
| AdeM | Adelante Melilla |
| ANATUR-UDEC | Tradiciones y mundo Rural |
| ASG | Agrupación Socialista Gomera |
| AVANT | Avant Valencians |
| AxSí | Andalucía Por Sí |
| BNG | Bloque Nacionalista Galego |
| BNV | Bloc Nacionalista Valencià |
| C's | Ciudadanos-Partido de la Ciudadanía |
| Caballas | Coalición Caballas |
| CANTABRISTAS | Cantabristas |
| CC | Coalición Canaria |
| CHA | Chunta Aragonesista |
| CpM | Coalicion por Melilla |
| CUP-ADE | Candidatura d'Unitat Popular - Alternativa d'Esquerres |
| CxG | Compromiso por Galicia |
| DO | Democracia Ourenzana |
| EAJ-PNV | Euzko Alderdi Jeltzalea-Partido Nacionalista Vasco |
| EH Bildu | Euskal Herria Bildu |
| ELPI | El Pi-Proposta per les Illes |
| EM | En Marea |
| EQUO | Equo |
| ERC | Esquerra Republicana de Catalunya |
| ERPv | Esquerra Republicana del País Valencià |
| EXU | Extremadura Unida |
| FAC | Foro de Ciudadanos |
| G-BAI | Geroa Bai |
| GANEMOS | Ganemos |
| GxF | Gent x Formentera + Partit Socialista Illes Balears |
| IU | Izquierda Unida |
| JxCat | Junts per Catalunya |
| Ln | Libertad Navarra-Libertate Nafarra |
| MÁS MADRID | Más Madrid |
| MC CARTAGENA | Movimiento ciudadano Campo de Cartagena |
| MDyC | Movimiento por la DIGNIDAD y la Ciudadanía de CEUTA |

| | |
|---------------|--|
| MES | Més per Mallorca |
| MpM | Més per Menorca |
| NCa | Nueva Canarias |
| ODP | Organización para la Defensa de lo Público |
| OLA CANTABRIA | Ola Cantabria |
| PACMA | Partido Antitaurino Contra El Maltrato Animal |
| PACT | Actúa |
| PAÑ | Plataforma Aragonesa Ñ |
| PAR | Partido Aragonés Regionalista |
| PAYJ | Partido Anticorrupción y Justicia |
| PCPE | Partido Comunista de los Pueblos de España |
| PDSC | Partido Democrático y Social de Ceuta |
| PFyV | Partido Familia y Vida |
| PODEMOS | Podemos |
| PP | Partido Popular |
| PPSO | Plataforma del Pueblo Soriano |
| PR | Partido Riojano |
| PRC | Partido Regionalista de Cantabria |
| PSOE | Partido Socialista Obrero Español |
| PSOE(PSC) | Partit Dels Socialistes De Catalunya |
| PUM+J | Por un mundo más justo |
| RCN-NOK | Representación Cannabica Navarra Nafarroako Ondezkaritza Kanabikoa |
| REC | Recortes Cero |
| SOMOS | Somos Región |
| SOMVAL | Som Valencians |
| TC | Tierra Comunera |
| ULEG | Unión por Leganés |
| UPL | Unión del Pueblo Leonés |
| UPN | Unión del Pueblo Navarro |
| UPyD | Unión Progreso y Democracia |
| VOX | Vox |
| XAV | Por Ávila |

Sweden

| | |
|-----|------------------------------------|
| ArP | Arbetarpartiet |
| BA | Bevara akutsjukhusen |
| C | Centerpartiet |
| DEM | Demokraterna |
| FI | Feministiskt initiativ |
| KB | Kungsbackaborna |
| KD | Kristendemokraterna |
| L | Liberalerna |
| LO | Landsbygdspartiet Oberoende |
| M | Moderata samlingspartiet |
| MED | Medborgerlig Samling |
| MP | Miljöpartiet de gröna |
| OB | Örebropartiet |
| RS | Rättvisepartiet Socialisterna |
| S | Arbetarepartiet Socialdemokraterna |
| SJP | Sjukvårdspartiet |
| SOL | SoL-partiet |
| SVD | Sverigedemokraterna |
| V | Vänsterpartiet |
| VFP | Vård för Pengarna |

europeanregionaldemocracy.eu



European
Regional
Democracy
Map

